

## Port of Vancouver Container Vessel Line Up October 21, 2024

### Container Vessels Currently at Berth: 6

Date	Status	Vessel Name	Service	Terminal	Arrival at Berth	Total Dwell Days prior to Berth
21-Oct	At Berth	MSC DOMNA X	TP1	Centerm	2024-10-18 10:30	1.1
21-Oct	At Berth	MORESBY CHIEF	WS1	FSD	2024-10-19 4:19	-
21-Oct	At Berth	APL CHONGQING	PNW1	Vanterm	2024-10-19 7:55	-
21-Oct	At Berth	MSC SINDY	CHIN	Deltaport	2024-10-20 4:28	-
21-Oct	At Berth	YM TRILLION	PN3	Deltaport	2024-10-20 5:36	0.6
21-Oct	At Berth	REN JIAN 20	PNS	FSD	2024-10-20 14:38	-

### Container Vessels Currently at Anchor: 0

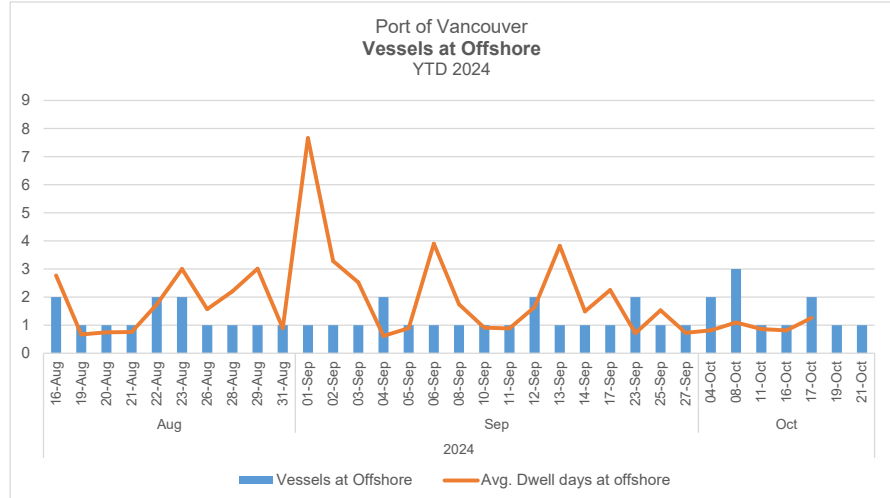
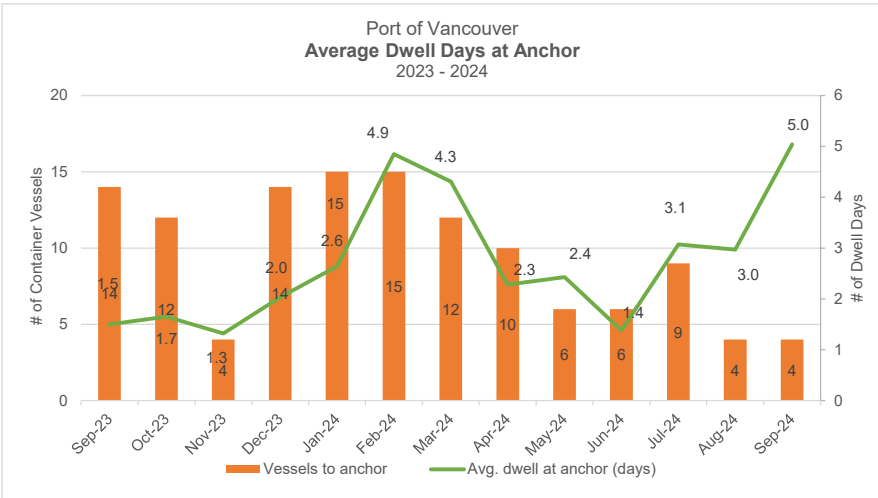
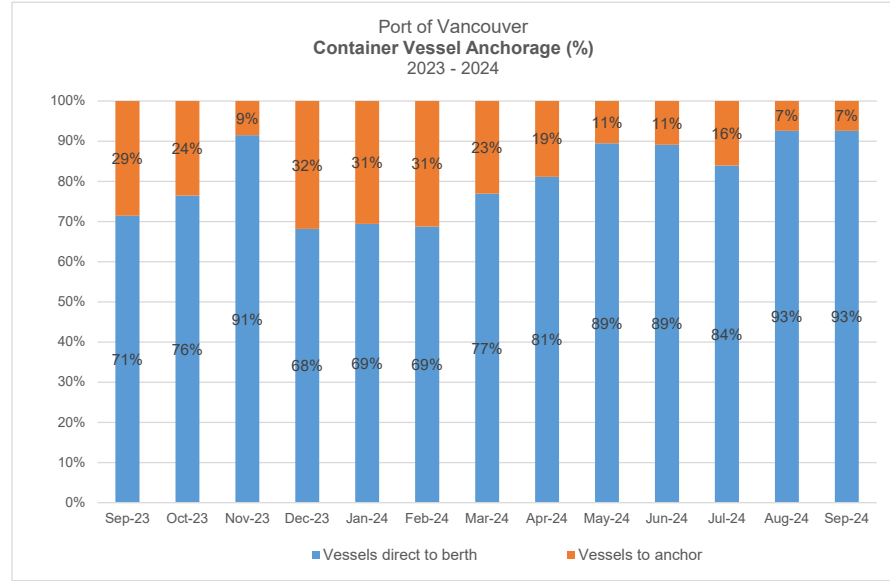
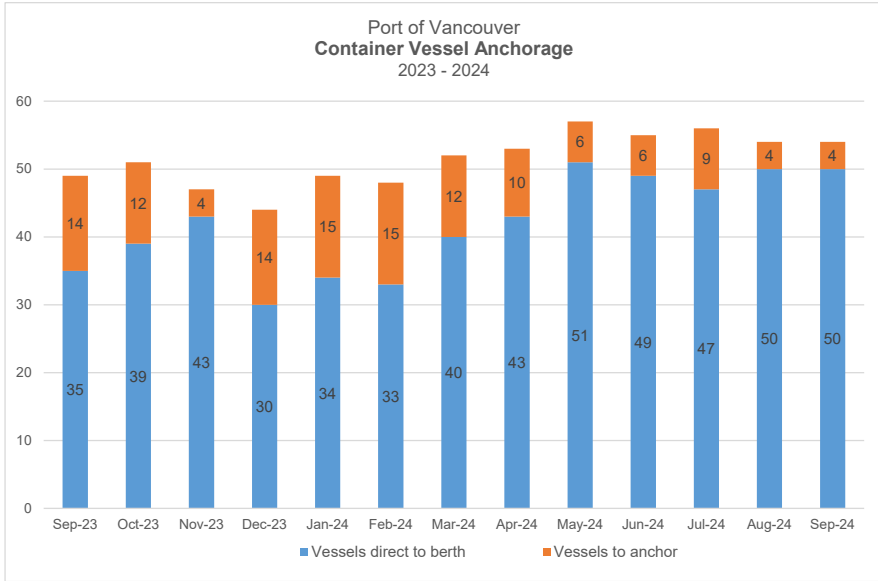
Date	Status	Vessel Name	Service	Terminal	Current Location	Arrival at Anchor	Days Offshore	Days at Anchor	ETA Berth
21-Oct	At Anchor								

Note: Vessel line-up at anchor includes container vessels within VFPA jurisdiction and Southern Gulf Island anchorages.

### Container Vessels Currently Dwelling Outside of VFPA Jurisdiction: 2

Date	Status	Vessel Name	Service	Terminal	ETA Berth	Days Offshore	Est. Dwell Days
19-Oct	Offshore	MSC ANZU	CFNX	Vanterm	2024-10-22 8:00	2.0	3.0
21-Oct	Offshore	YM TRANQUILITY	PN2	Delatport	2024-10-23 8:00	0.0	2.0

Note: Container vessels dwelling in the Pacific Region only include container vessels destined for Port of Vancouver terminals. Offshore area is measured approximately between N47-49° and W122-127°, the southern part of Vancouver Island and the Strait of Juan de Fuca. ETA Berth is subject to change and does not include anchor assignment. The beginning of dwelling days is determined on the first reported day of each vessel.



**Current Month Average Time of Vessels at Anchor: 0.58 days**

Note: This measure includes vessels that have berthed since anchor assignment.  
The beginning of dwelling days at offshore is determined on the first reported day of each vessel.