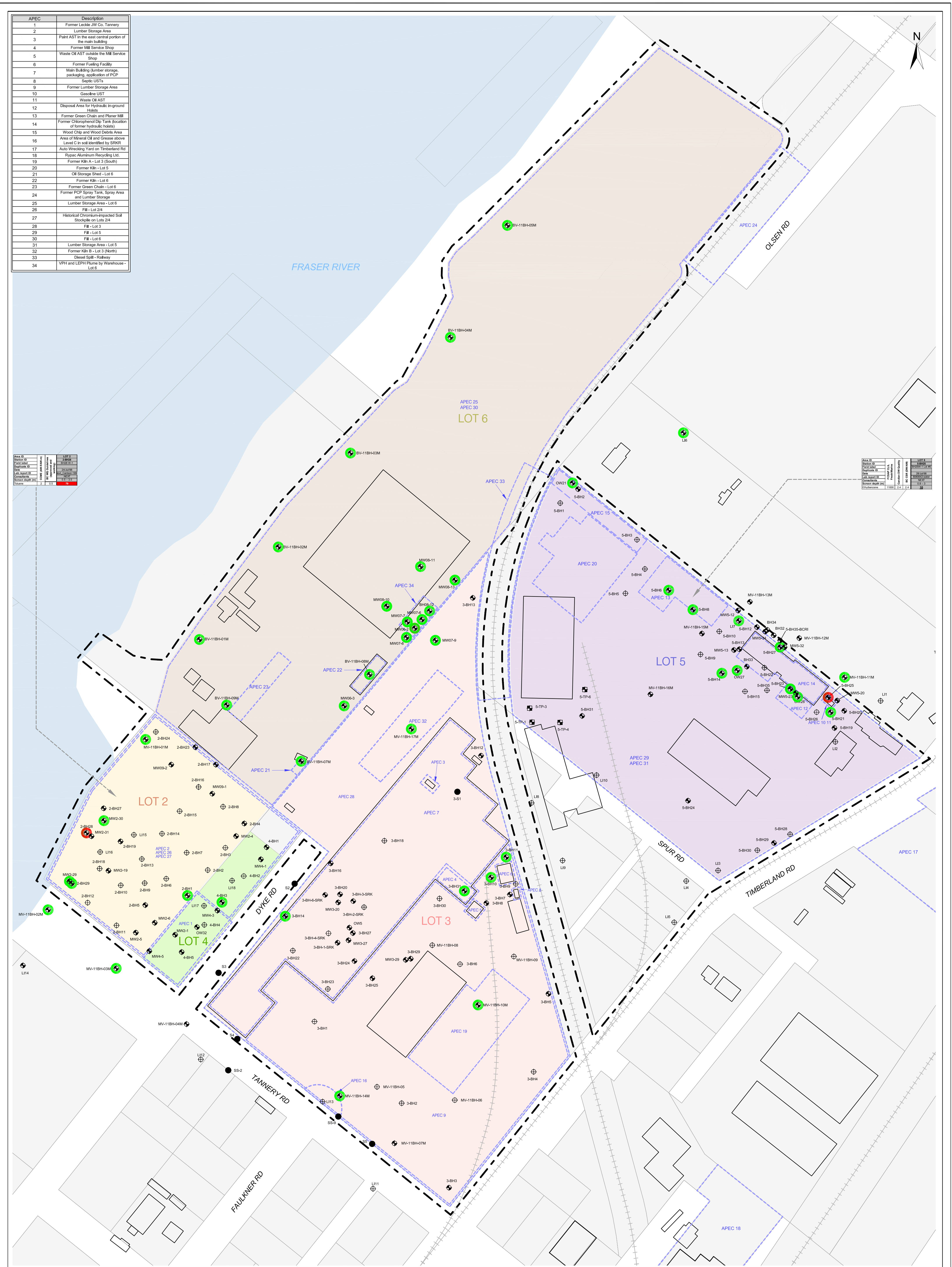


APEC	Description
1	Former Leckie JW Co. Tannery
2	Lumber Storage Area
3	Paint AST in the east central portion of the main building
4	Former Mill Service Shop
5	Waste Oil AST outside the Mill Service Shop
6	Former Fueling Facility
7	Main Building (lumber storage, packaging, application of PCP)
8	Septic USTs
9	Former Lumber Storage Area
10	Gasoline UST
11	Waste Oil AST
12	Disposal Area for Hydraulic In-ground Hoses
13	Former Green Chain and Planer Mill
14	Former Chlorophenol Dip Tank (location of former hydraulic hoses)
15	Wood Chips and Wood Debris Area
16	Area of Mineral Oil and Grease above Level C in soil identified by SROR
17	Auto Wrecking Yard on Timberland Rd
18	Rypac Aluminum Recycling Ltd
19	Former K&H A - Lot 3 (South)
20	Former K&H - Lot 5
21	Oil Storage Shed - Lot 6
22	Former K&H - Lot 6
23	Former Green Chain - Lot 6
24	Former PCP Spray Tank, Spray Area and Lumber Storage
25	Lumber Storage Area - Lot 6
26	FB - Lot 2/4
27	Historical Chromium-impacted Soil Spoils on Lots 2/4
28	FB - Lot 3
29	FB - Lot 5
30	FB - Lot 6
31	Lumber Storage Area - Lot 5
32	Former K&H B - Lot 3 (North)
33	Diesel Spill - Railway
34	VPH and LEPH Plume by Warehouse - Lot 6

Area ID	Area Name	Area Type	Area Status
1	LOT 2	Area of Potential Environmental Concern	Active
2	LOT 3	Area of Potential Environmental Concern	Active
3	LOT 4	Area of Potential Environmental Concern	Active
4	LOT 5	Area of Potential Environmental Concern	Active
5	LOT 6	Area of Potential Environmental Concern	Active

Area ID	Area Name	Area Type	Area Status
1	LOT 2	Area of Potential Environmental Concern	Active
2	LOT 3	Area of Potential Environmental Concern	Active
3	LOT 4	Area of Potential Environmental Concern	Active
4	LOT 5	Area of Potential Environmental Concern	Active
5	LOT 6	Area of Potential Environmental Concern	Active

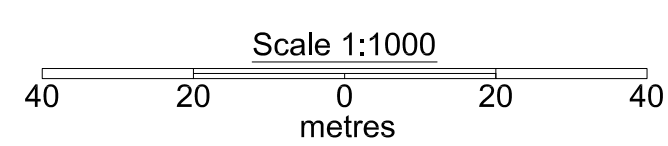


LEGEND

- Area of Potential Environmental Concern (APEC)
 - Railway
 - Site Boundary
 - Existing Structure
 - Property Boundary
 - Test Pit
 - Borehole
 - Monitoring Well
 - Surface Soil Sample
- One or more analytical parameters are greater than the applicable FCSAP and Canadian DW Groundwater Standards
 - All analytical parameters are less than the applicable FCSAP and Canadian DW Groundwater Groundwater Standards
 - One or more analytical parameters are greater than the applicable BC CSR Groundwater Standards
 - All analytical parameters are less than the applicable BC CSR Groundwater Standards
- Lot 2
 - Lot 3
 - Lot 4
 - Lot 5
 - Lot 6

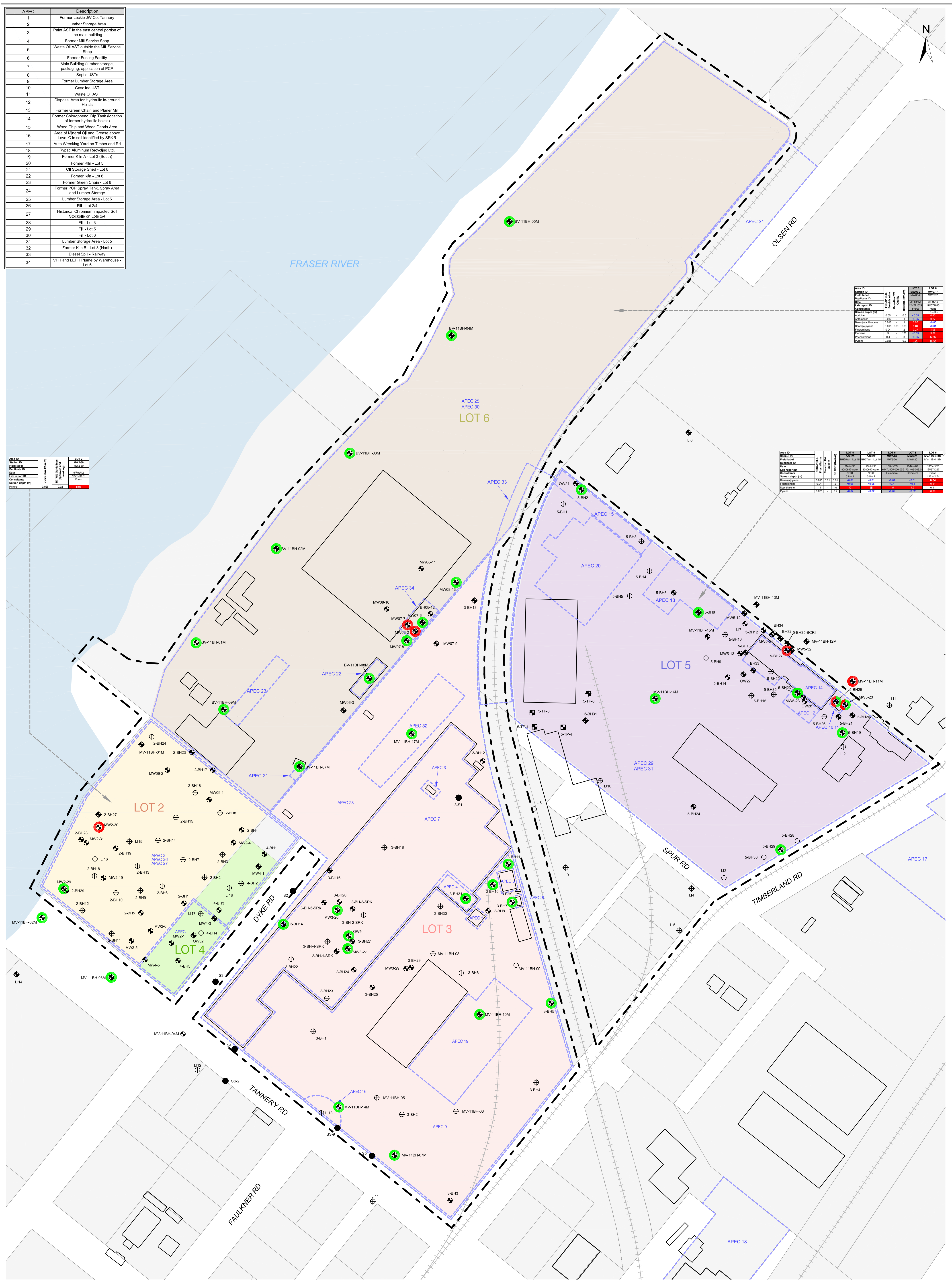
NOTES

- All units in ug/L
- "-" indicates that there is no applicable standard or analyses were not performed.
- Red cells indicates parameter exceeds CCME (AW-fIAW-m). (Current as of 15-November-2012)
- Bold cells indicates parameter exceeds BC WQ Guidelines
- Coloured rings represent most recent sampling date.
- Refer to Tables for Full Groundwater Results.



Title:	ANALYTICAL RESULTS - MAHs IN GROUNDWATER
Project:	DATA GAP ANALYSIS SURREY-BROWNSVILLE, SURREY, BC
Client:	VANCOUVER FRASER PORT AUTHORITY
Date:	MAY 2013
FIGURE 9	

FRANZ ENVIRONMENTAL INC.
 CONSULTING • ENGINEERING • TECHNOLOGIES



APEC	Description
1	Former Leckie JW Co. Tannery
2	Lumber Storage Area
3	Paint AST in the east central portion of the main building
4	Former Mill Service Shop
5	Waste Oil AST outside the Mill Service Shop
6	Former Fueling Facility
7	Main Building (lumber storage, packaging, application of PCP)
8	Septic USTs
9	Former Lumber Storage Area
10	Gasoline UST
11	Waste Oil AST
12	Disposal Area for Hydraulic In-ground Hoses
13	Former Green Chain and Planer Mill
14	Former Chlorophenol Dip Tank (location of former hydraulic hoses)
15	Wood Chips and Wood Debris Area
16	Area of Mineral Oil and Grease above Level C in soil identified by SROR
17	Auto Wrecking Yard on Timberland Rd
18	Rypac Aluminum Recycling Ltd
19	Former Kib A - Lot 3 (South)
20	Former Kib - Lot 5
21	Oil Storage Shed - Lot 6
22	Former Kib - Lot 6
23	Former Green Chain - Lot 6
24	Former PCP Spray Tank, Spray Area and Lumber Storage
25	Lumber Storage Area - Lot 6
26	FB - Lot 2/4
27	Historical Chromium-impacted Soil Spoils on Lots 2/4
28	FB - Lot 3
29	FB - Lot 5
30	FB - Lot 6
31	Lumber Storage Area - Lot 5
32	Former Kib B - Lot 3 (North)
33	Diesel Spill - Railway
34	VPH and LEPH Plume by Warehouse - Lot 6

Area ID	Area Name	Area Type	Area Size (m ²)	Area Volume (m ³)	Area Depth (m)	Area Perimeter (m)	Area Area Ratio	Area Volume Ratio	Area Depth Ratio	Area Perimeter Ratio	Area Area Ratio	Area Volume Ratio	Area Depth Ratio	Area Perimeter Ratio
1	Area 1	Area 1	1000	1000	1000	1000	1000	1000	1000	1000	1000	1000	1000	1000
2	Area 2	Area 2	1000	1000	1000	1000	1000	1000	1000	1000	1000	1000	1000	1000
3	Area 3	Area 3	1000	1000	1000	1000	1000	1000	1000	1000	1000	1000	1000	1000
4	Area 4	Area 4	1000	1000	1000	1000	1000	1000	1000	1000	1000	1000	1000	1000
5	Area 5	Area 5	1000	1000	1000	1000	1000	1000	1000	1000	1000	1000	1000	1000
6	Area 6	Area 6	1000	1000	1000	1000	1000	1000	1000	1000	1000	1000	1000	1000
7	Area 7	Area 7	1000	1000	1000	1000	1000	1000	1000	1000	1000	1000	1000	1000
8	Area 8	Area 8	1000	1000	1000	1000	1000	1000	1000	1000	1000	1000	1000	1000
9	Area 9	Area 9	1000	1000	1000	1000	1000	1000	1000	1000	1000	1000	1000	1000
10	Area 10	Area 10	1000	1000	1000	1000	1000	1000	1000	1000	1000	1000	1000	1000
11	Area 11	Area 11	1000	1000	1000	1000	1000	1000	1000	1000	1000	1000	1000	1000
12	Area 12	Area 12	1000	1000	1000	1000	1000	1000	1000	1000	1000	1000	1000	1000
13	Area 13	Area 13	1000	1000	1000	1000	1000	1000	1000	1000	1000	1000	1000	1000
14	Area 14	Area 14	1000	1000	1000	1000	1000	1000	1000	1000	1000	1000	1000	1000
15	Area 15	Area 15	1000	1000	1000	1000	1000	1000	1000	1000	1000	1000	1000	1000
16	Area 16	Area 16	1000	1000	1000	1000	1000	1000	1000	1000	1000	1000	1000	1000
17	Area 17	Area 17	1000	1000	1000	1000	1000	1000	1000	1000	1000	1000	1000	1000
18	Area 18	Area 18	1000	1000	1000	1000	1000	1000	1000	1000	1000	1000	1000	1000
19	Area 19	Area 19	1000	1000	1000	1000	1000	1000	1000	1000	1000	1000	1000	1000
20	Area 20	Area 20	1000	1000	1000	1000	1000	1000	1000	1000	1000	1000	1000	1000
21	Area 21	Area 21	1000	1000	1000	1000	1000	1000	1000	1000	1000	1000	1000	1000
22	Area 22	Area 22	1000	1000	1000	1000	1000	1000	1000	1000	1000	1000	1000	1000
23	Area 23	Area 23	1000	1000	1000	1000	1000	1000	1000	1000	1000	1000	1000	1000
24	Area 24	Area 24	1000	1000	1000	1000	1000	1000	1000	1000	1000	1000	1000	1000
25	Area 25	Area 25	1000	1000	1000	1000	1000	1000	1000	1000	1000	1000	1000	1000
26	Area 26	Area 26	1000	1000	1000	1000	1000	1000	1000	1000	1000	1000	1000	1000
27	Area 27	Area 27	1000	1000	1000	1000	1000	1000	1000	1000	1000	1000	1000	1000
28	Area 28	Area 28	1000	1000	1000	1000	1000	1000	1000	1000	1000	1000	1000	1000
29	Area 29	Area 29	1000	1000	1000	1000	1000	1000	1000	1000	1000	1000	1000	1000
30	Area 30	Area 30	1000	1000	1000	1000	1000	1000	1000	1000	1000	1000	1000	1000
31	Area 31	Area 31	1000	1000	1000	1000	1000	1000	1000	1000	1000	1000	1000	1000
32	Area 32	Area 32	1000	1000	1000	1000	1000	1000	1000	1000	1000	1000	1000	1000
33	Area 33	Area 33	1000	1000	1000	1000	1000	1000	1000	1000	1000	1000	1000	1000
34	Area 34	Area 34	1000	1000	1000	1000	1000	1000	1000	1000	1000	1000	1000	1000

Area ID	Area Name	Area Type	Area Size (m ²)	Area Volume (m ³)	Area Depth (m)	Area Perimeter (m)	Area Area Ratio	Area Volume Ratio	Area Depth Ratio	Area Perimeter Ratio
1	Area 1	Area 1	1000	1000	1000	1000	1000	1000	1000	1000
2	Area 2	Area 2	1000	1000	1000	1000	1000	1000	1000	1000
3	Area 3	Area 3	1000	1000	1000	1000	1000	1000	1000	1000
4	Area 4	Area 4	1000	1000	1000	1000	1000	1000	1000	1000
5	Area 5	Area 5	1000	1000	1000	1000	1000	1000	1000	1000
6	Area 6	Area 6	1000	1000	1000	1000	1000	1000	1000	1000
7	Area 7	Area 7	1000	1000	1000	1000	1000	1000	1000	1000
8	Area 8	Area 8	1000	1000	1000	1000	1000	1000	1000	1000
9	Area 9	Area 9	1000	1000	1000	1000	1000	1000	1000	1000
10	Area 10	Area 10	1000	1000	1000	1000	1000	1000	1000	1000
11	Area 11	Area 11	1000	1000	1000	1000	1000	1000	1000	1000
12	Area 12	Area 12	1000	1000	1000	1000	1000	1000	1000	1000
13	Area 13	Area 13	1000	1000	1000	1000	1000	1000	1000	1000
14	Area 14	Area 14	1000	1000	1000	1000	1000	1000	1000	1000
15	Area 15	Area 15	1000	1000	1000	1000	1000	1000	1000	1000
16	Area 16	Area 16	1000	1000	1000	1000	1000	1000	1000	1000
17	Area 17	Area 17	1000	1000	1000	1000	1000	1000	1000	1000
18	Area 18	Area 18	1000	1000	1000	1000	1000	1000	1000	1000
19	Area 19	Area 19	1000	1000	1000	1000	1000	1000	1000	1000
20	Area 20	Area 20	1000	1000	1000	1000	1000	1000	1000	1000
21	Area 21	Area 21	1000	1000	1000	1000	1000	1000	1000	1000
22	Area 22	Area 22	1000	1000	1000	1000	1000	1000	1000	1000
23	Area 23	Area 23	1000	1000	1000	1000	1000	1000	1000	1000
24	Area 24	Area 24	1000	1000	1000	1000	1000	1000	1000	1000
25	Area 25	Area 25	1000	1000	1000	1000	1000	1000	1000	1000
26	Area 26	Area 26	1000	1000	1000	1000	1000	1000	1000	1000
27	Area 27	Area 27	1000	1000	1000	1000	1000	1000	1000	1000
28	Area 28	Area 28	1000	1000	1000	1000	1000	1000	1000	1000
29	Area 29	Area 29	1000	1000	1000	1000	1000	1000	1000	1000
30	Area 30	Area 30	1000	1000	1000	1000	1000	1000	1000	1000
31	Area 31	Area 31	1000	1000	1000	1000	1000	1000	1000	1000
32	Area 32	Area 32	1000	1000	1000	1000	1000	1000	1000	1000
33	Area 33	Area 33	1000	1000	1000	1000	1000	1000	1000	1000
34	Area 34	Area 34	1000	1000	1000	1000	1000	1000	1000	1000

Area ID	Area Name	Area Type	Area Size (m ²)	Area Volume (m ³)	Area Depth (m)	Area Perimeter (m)	Area Area Ratio	Area Volume Ratio	Area Depth Ratio	Area Perimeter Ratio
1	Area 1	Area 1	1000	1000	1000	1000	1000	1000	1000	1000
2	Area 2	Area 2	1000	1000	1000	1000	1000	1000	1000	1000
3	Area 3	Area 3	1000	1000	1000	1000	1000	1000	1000	1000
4	Area 4	Area 4	1000	1000	1000	1000	1000	1000	1000	1000
5	Area 5	Area 5	1000	1000	1000	1000	1000	1000	1000	1000
6	Area 6	Area 6	1000	1000	1000	1000	1000	1000	1000	1000
7	Area 7	Area 7	1000	1000	1000	1000	1000	1000	1000	1000
8	Area 8	Area 8	1000	1000	1000	1000	1000	1000	1000	1000
9	Area 9	Area 9	1000	1000	1000	1000	1000	1000	1000	1000
10	Area 10	Area 10	1000	1000	1000	1000	1000	1000	1000	1000
11	Area 11	Area 11	1000	1000	1000	1000	1000	1000	1000	1000
12	Area 12	Area 12	1000	1000	1000	1000	1000	1000	1000	1000
13	Area 13	Area 13	1000	1000	1000	1000	1000	1000	1000	1000
14	Area 14	Area 14	1000	1000	1000	1000	1000	1000	1000	1000
15	Area 15	Area 15	1000	1000	1000	1000	1000	1000	1000	1000
16	Area 16	Area 16	1000	1000	1000	1000	1000	1000	1000	1000
17	Area 17	Area 17	1000	1000	1000	1000	1000	1000	1000	1000
18	Area 18	Area 18	1000	1000	1000	1000	1000	1000	1000	1000
19	Area 19	Area 19	1000	1000	1000	1000	1000	1000	1000	1000
20	Area 20	Area 20	1000	1000	1000	1000	1000	1000	1000	1000
21	Area 21	Area 21	1000	1000	1000	1000	1000	1000	1000	1000
22	Area 22	Area 22	1000	1000	1000	1000	1000	1000	1000	1000
23	Area 23	Area 23	1000	1000	1000	1000	1000	1000	1000	1000
24	Area 24	Area 24	1000	1000	1000	1000	1000	1000	1000	1000
25	Area 25	Area 25	1000	1000	1000	1000	1000	1000	1000	1000
26	Area 26	Area 26	1000	1000	1000	1000	1000	1000	1000	1000
27	Area 27	Area 27	1							

APEC	Description
1	Former Leckie JW Co. Tannery
2	Lumber Storage Area
3	Paint AST in the east corner portion of the main building
4	Former Mill Service Shop
5	Waste Oil AST outside the Mill Service Shop
6	Former Fueling Facility
7	Main Building (lumber storage, packaging, application of PCP)
8	Septic USTs
9	Former Lumber Storage Area
10	Gasoline UST
11	Waste Oil AST
12	Disposal Area for Hydraulic In-ground Hoses
13	Former Green Chain and Planer Mill
14	Former Chlorophenol Dip Tank (location of former hydraulic hoses)
15	Wood Chips and Wood Debris Area
16	Area of Mineral Oil and Grease above Level C in soil identified by SROR
17	Auto Wrecking Yard on Timberland Rd
18	Rypac Aluminum Recycling Ltd
19	Former Kib A - Lot 3 (South)
20	Former Kib - Lot 5
21	Oil Storage Shed - Lot 6
22	Former Kib - Lot 6
23	Former Green Chain - Lot 6
24	Former PCP Spray Tank, Spray Area and Lumber Storage
25	Lumber Storage Area - Lot 6
26	FB - Lot 2/4
27	Historical Chromium-impacted Soil Spoils on Lots 2/4
28	FB - Lot 3
29	FB - Lot 5
30	FB - Lot 6
31	Lumber Storage Area - Lot 5
32	Former Kib B - Lot 3 (North)
33	Diesel Spill - Railway
34	VPH and LEPH Plume by Warehouse - Lot 6

FRASER RIVER

LOT 6

LOT 5

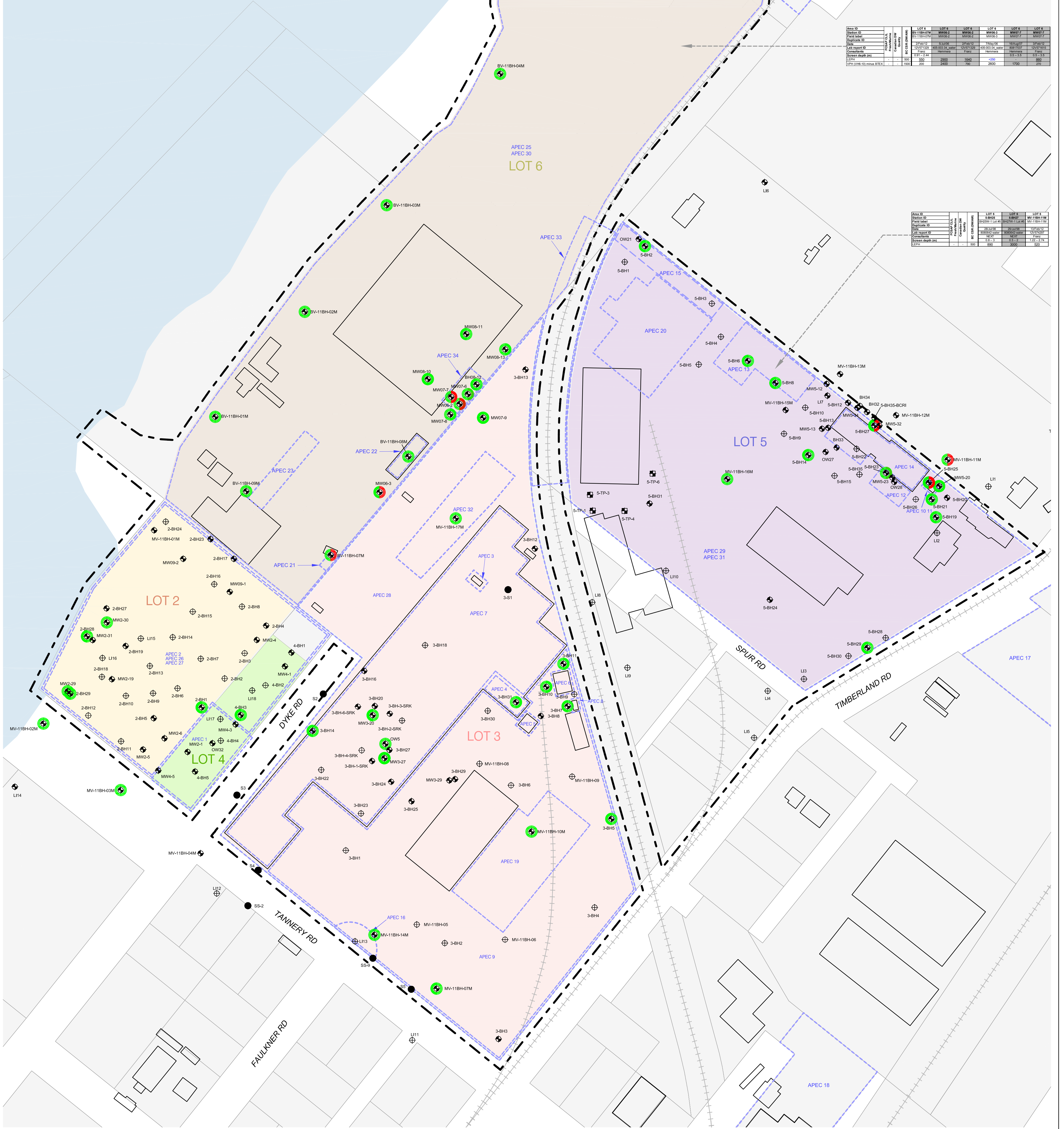
LOT 2

LOT 3

LOT 4

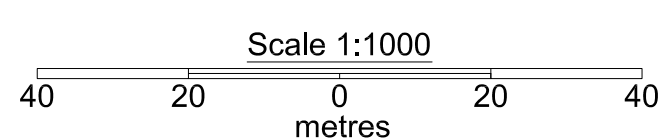
Area ID	Area Name	Area Type	Area Status	Area Date	Area Description
LOT 2	LOT 2	Area of Potential Environmental Concern (APEC)	Active	2012-11-09	Historical Chromium-impacted Soil Spoils on Lots 2/4
LOT 3	LOT 3	Area of Potential Environmental Concern (APEC)	Active	2012-11-09	Former Kib A - Lot 3 (South)
LOT 4	LOT 4	Area of Potential Environmental Concern (APEC)	Active	2012-11-09	Former Kib - Lot 5
LOT 5	LOT 5	Area of Potential Environmental Concern (APEC)	Active	2012-11-09	Former Kib - Lot 6
LOT 6	LOT 6	Area of Potential Environmental Concern (APEC)	Active	2012-11-09	Former Kib B - Lot 3 (North)

Area ID	Area Name	Area Type	Area Status	Area Date	Area Description
LOT 2	LOT 2	Area of Potential Environmental Concern (APEC)	Active	2012-11-09	Historical Chromium-impacted Soil Spoils on Lots 2/4
LOT 3	LOT 3	Area of Potential Environmental Concern (APEC)	Active	2012-11-09	Former Kib A - Lot 3 (South)
LOT 4	LOT 4	Area of Potential Environmental Concern (APEC)	Active	2012-11-09	Former Kib - Lot 5
LOT 5	LOT 5	Area of Potential Environmental Concern (APEC)	Active	2012-11-09	Former Kib - Lot 6
LOT 6	LOT 6	Area of Potential Environmental Concern (APEC)	Active	2012-11-09	Former Kib B - Lot 3 (North)



LEGEND	
	Area of Potential Environmental Concern (APEC)
	Railway
	Site Boundary
	Existing Structure
	Property Boundary
	Test Pit
	Borehole
	Monitoring Well
	Surface Soil Sample
	One or more analytical parameters are greater than the applicable FCSAP and Canadian DW Groundwater Standards
	All analytical parameters are less than the applicable FCSAP and Canadian DW Groundwater Groundwater Standards
	One or more analytical parameters are greater than the applicable BC CSR Groundwater Standards
	All analytical parameters are less than the applicable BC CSR Groundwater Standards
	Lot 2
	Lot 3
	Lot 4
	Lot 5
	Lot 6

NOTES
 - All units in ug/L
 - "-" indicates that there is no applicable standard or analyses were not performed.
 - Red cells indicates parameter exceeds FCSAP CLIL Fresh/Marine. (Current as of 9-November-2012.)
 - Bold indicates parameter exceeds Candian DW Quality. (Current as of 9-November-2012.)
 - Coloured rings represent most recent sampling date.
 - Underline indicates parameter exceeds BC CSR (DW/AW). (Current as of 9-November-2012.)
 - Refer to Tables for Full Groundwater Results.



Title: ANALYTICAL RESULTS - PHCs IN GROUNDWATER

Project: DATA GAP ANALYSIS SURREY-BROWNSVILLE, SURREY, BC

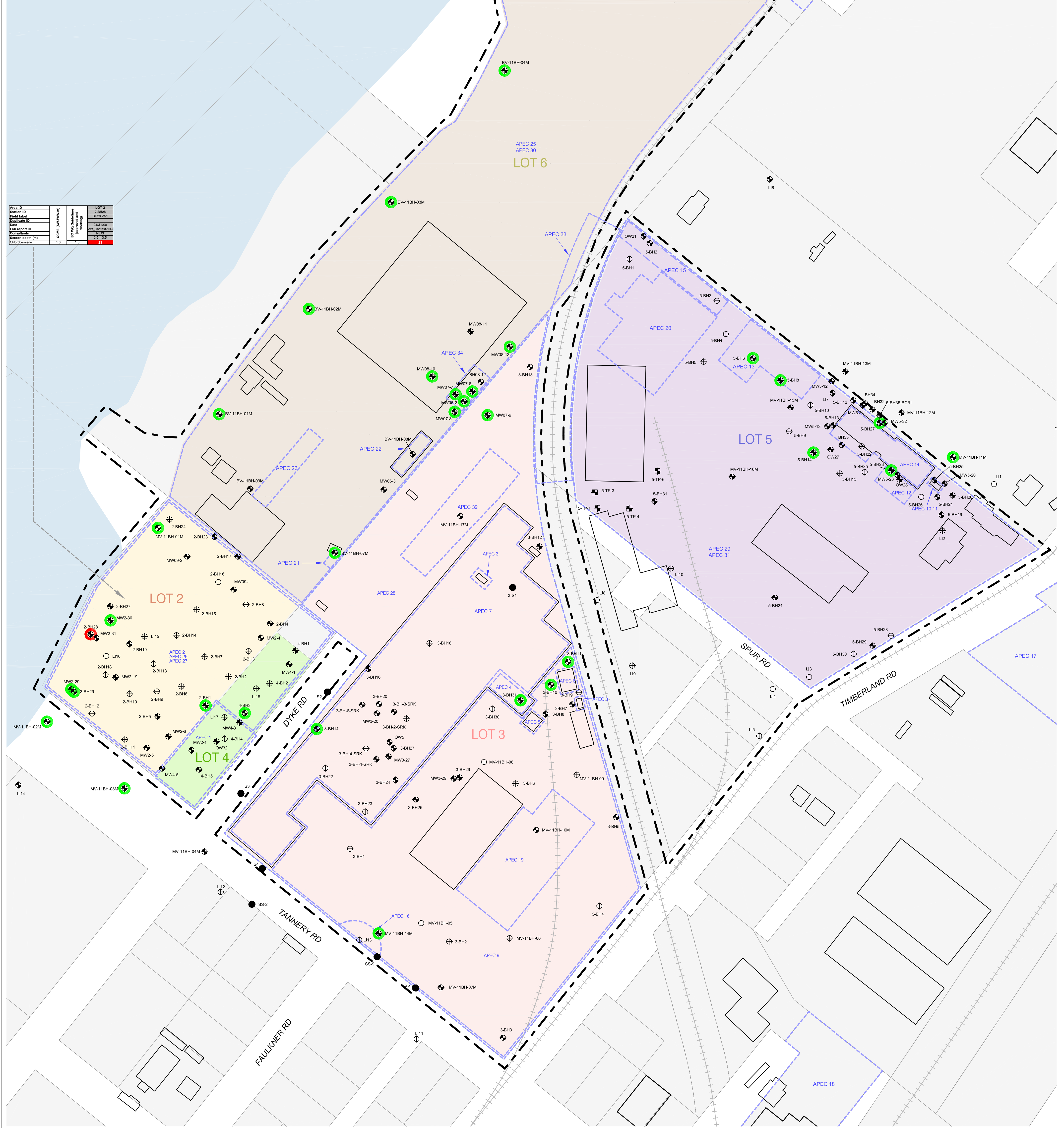
Client: VANCOUVER FRASER PORT AUTHORITY

Date: MAY 2013

FIGURE 12

FRANZ ENVIRONMENTAL INC.
 CONSULTING • ENGINEERING • TECHNOLOGIES

APEC	Description
1	Former Leckie JW Co. Tannery
2	Lumber Storage Area
3	Paint AST in the east central portion of the main building
4	Former Mill Service Shop
5	Waste Oil AST outside the Mill Service Shop
6	Former Fueling Facility
7	Main Building (lumber storage, packaging, application of PCP)
8	Septic USTs
9	Former Lumber Storage Area
10	Gasoline UST
11	Waste Oil AST
12	Disposal Area for Hydraulic In-ground Hoses
13	Former Green Chain and Planer Mill
14	Former Chlorophenol Dip Tank (location of former hydraulic hoses)
15	Wood Chips and Wood Debris Area
16	Area of Mineral Oil and Grease above Level C in soil identified by SROR
17	Auto Wrecking Yard on Timberland Rd
18	Rypac Aluminum Recycling Ltd
19	Former K&H A - Lot 3 (South)
20	Former K&H - Lot 5
21	Oil Storage Shed - Lot 6
22	Former K&H - Lot 6
23	Former Green Chain - Lot 6
24	Former PCP Spray Tank, Spray Area and Lumber Storage
25	Lumber Storage Area - Lot 6
26	FB - Lot 2/4
27	Historical Chromium-impacted Soil Spill on Lots 2/4
28	FB - Lot 3
29	FB - Lot 5
30	FB - Lot 6
31	Lumber Storage Area - Lot 5
32	Former K&H B - Lot 3 (North)
33	Diesel Spill - Railway
34	VPH and LEPH Plume by Warehouse - Lot 6



LEGEND

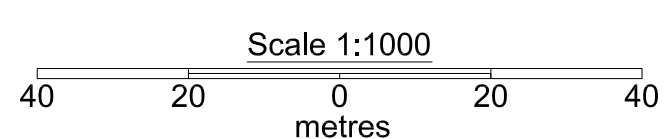
- Area of Potential Environmental Concern (APEC)
- Railway
- Site Boundary
- Existing Structure
- Property Boundary
- Test Pit
- Borehole
- Monitoring Well
- Surface Soil Sample

- One or more analytical parameters are greater than the applicable CCME Groundwater Standards
- All analytical parameters are less than the applicable CCME Groundwater Standards
- One or more analytical parameters are greater than the applicable BC WQ Groundwater Guidelines
- All analytical parameters are less than the applicable BC WQ Groundwater Guidelines

- Lot 2
- Lot 3
- Lot 4
- Lot 5
- Lot 6

NOTES

- All units in ug/L
- "-" indicates that there is no applicable standard or analyses were not performed.
- Red cells indicates parameter exceeds CCME (AW-f/AW-m). (Current as of 15-November-2012)
- Bold cells indicates parameter exceeds BC WQ Guidelines
- Coloured rings represent most recent sampling date.
- Refer to Tables for Full Groundwater Results.



Title: ANALYTICAL RESULTS - VOCs IN GROUNDWATER

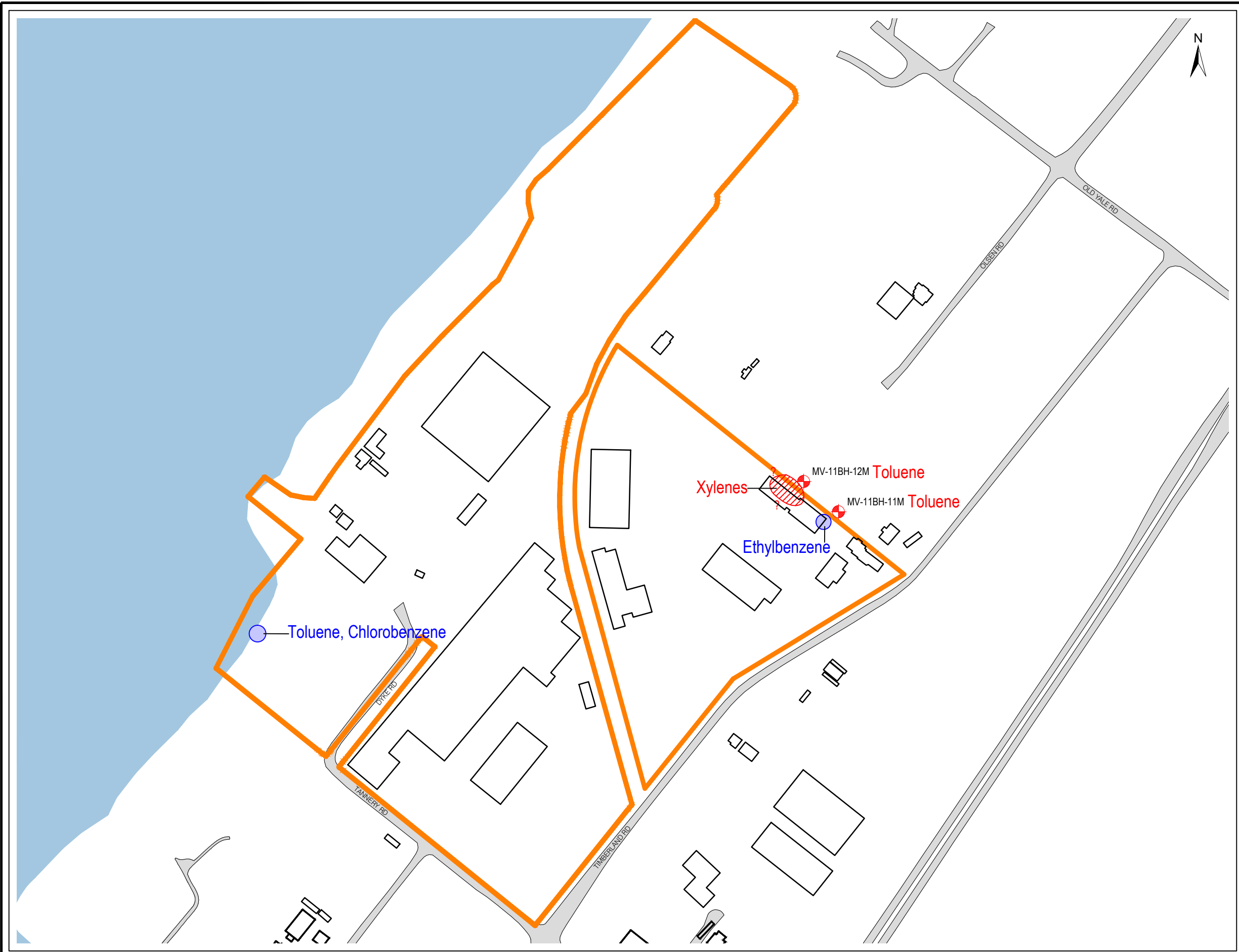
Project: DATA GAP ANALYSIS SURREY-BROWNSVILLE, SURREY, BC

Client: VANCOUVER FRASER PORT AUTHORITY

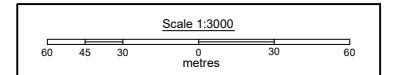
Date: MAY 2013

FIGURE 14

FRANZ ENVIRONMENTAL INC.
CONSULTING • ENGINEERING • TECHNOLOGIES



- LEGEND**
- Site Boundary
 - Approximate Extent of Soil Contamination
 - Approximate Extent of Groundwater Contamination
 - Existing Building
 - Delineation Incomplete in this Direction
 - Contaminated Soil Identified at this Location Not Delineated



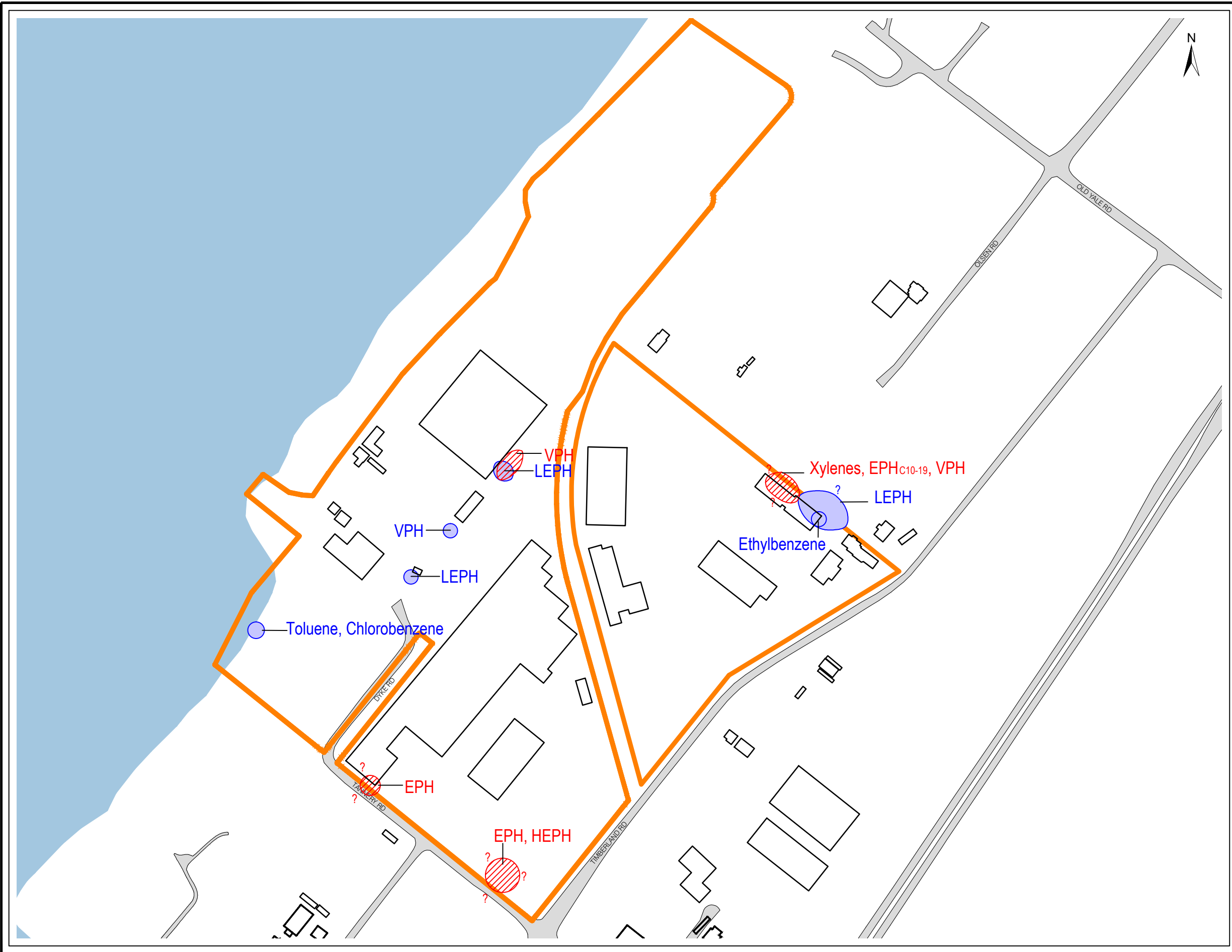
Title: LOCATION AND EXTENT OF VOCs, F1 TO F4, AND BTEX CONTAMINATION UNDER FEDERAL GUIDELINES (SOIL AND GROUNDWATER)

Project: SUPPLEMENTAL SITE INVESTIGATION MOUNTAINVIEW RELOAD/BROWNSVILLE AREA SURREY, BC

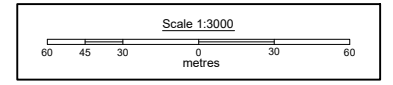
Client: VANCOUVER FRASER PORT AUTHORITY



Date: MAY 2013
FIGURE 15A



- LEGEND**
- Site Boundary
 - Approximate Extent of Soil Contamination
 - Approximate Extent of Groundwater Contamination
 - Existing Building
 - Delineation Incomplete in this Direction



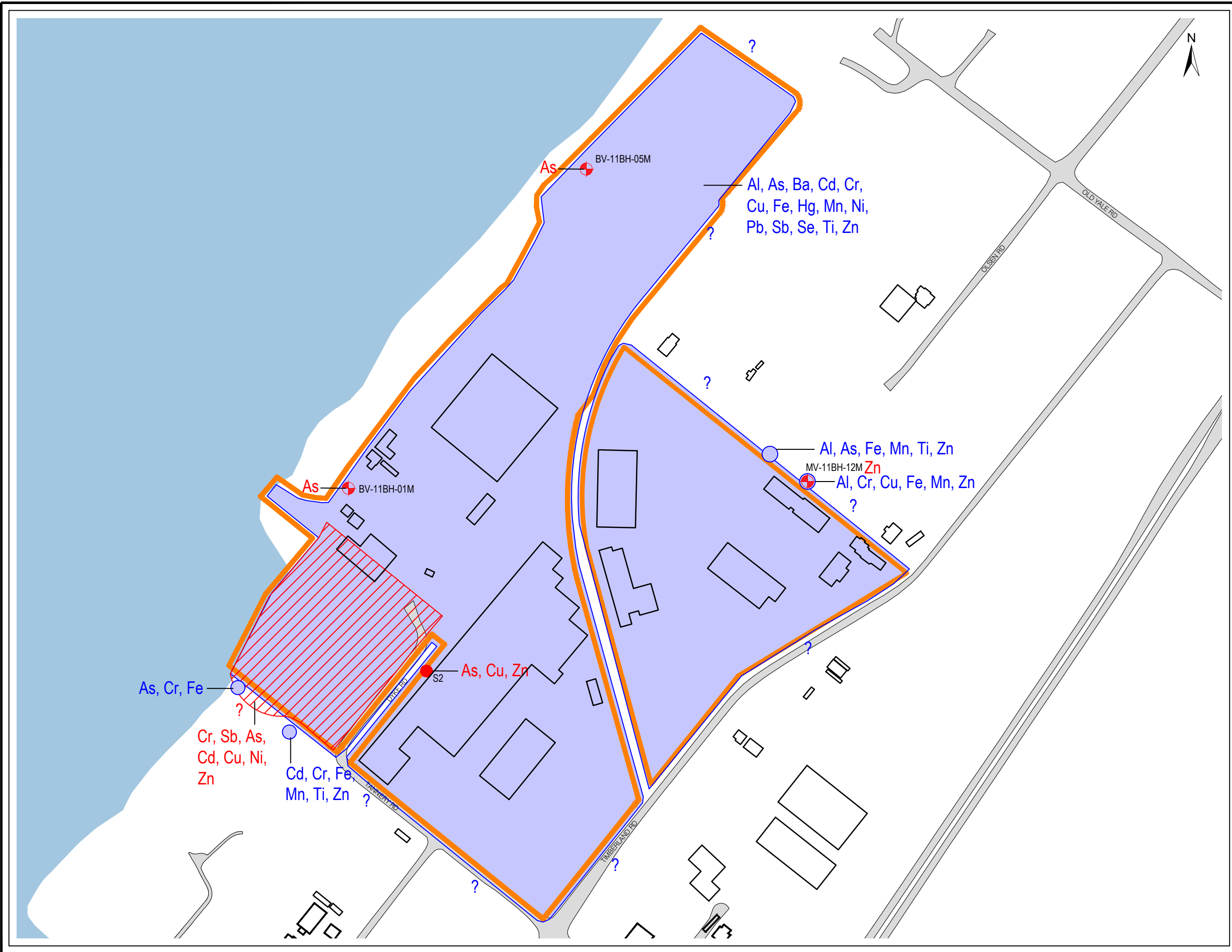
Title: LOCATION AND EXTENT OF VOCs, EPH, L/HEPH, AND BTEX CONTAMINATION UNDER PROVINCIAL GUIDANCE (SOIL AND GROUNDWATER)

Project: SUPPLEMENTAL SITE INVESTIGATION
MOUNTAINVIEW RELOAD/BROWNSVILLE AREA
SURREY, BC

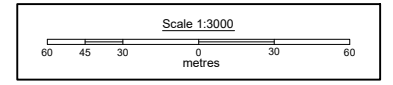
Client: VANCOUVER FRASER PORT AUTHORITY



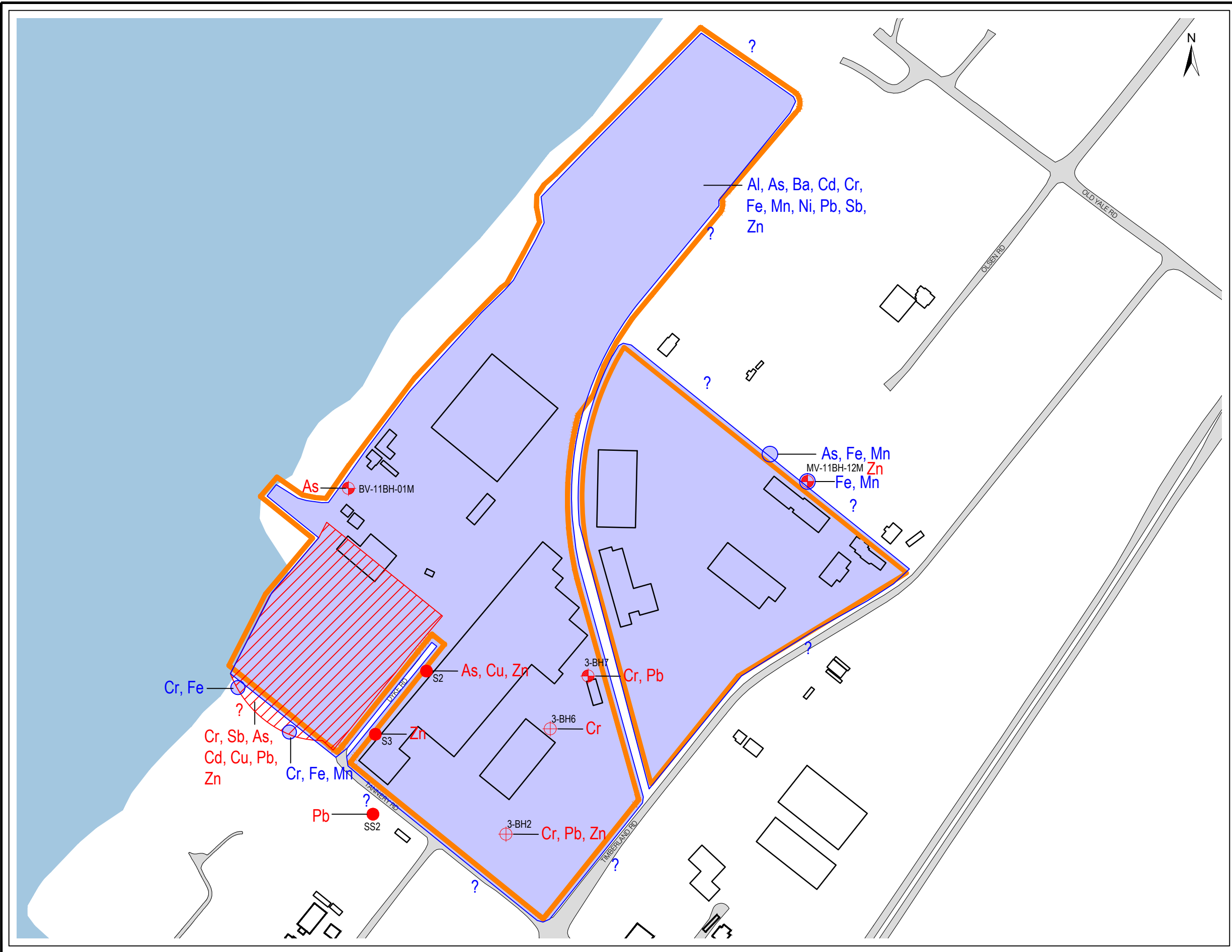
Date: MAY 2013
FIGURE 15B



- LEGEND**
- Site Boundary
 - Approximate Extent of Soil Contamination
 - Approximate Extent of Groundwater Contamination
 - Existing Building
 - Contaminated Soil Identified at this Location □ Not Delineated
 - Delineation Incomplete in this Direction



Title:	LOCATION AND EXTENT OF METALS CONTAMINATION UNDER FEDERAL GUIDANCE (SOIL AND GROUNDWATER)
Project:	SUPPLEMENTAL SITE INVESTIGATION MOUNTAINVIEW RELOAD/BROWNSVILLE AREA SURREY, BC
Client:	VANCOUVER FRASER PORT AUTHORITY
Date:	MAY 2013
FIGURE 16A	



LEGEND

- Site Boundary
- Approximate Extent of Soil Contamination
- Approximate Extent of Groundwater Contamination
- Existing Building
- Contaminated Soil Identified at this Location (Not Delineated)
- Delineation Incomplete in this Direction

Title: LOCATION AND EXTENT OF METALS CONTAMINATION UNDER PROVINCIAL GUIDANCE (SOIL AND GROUNDWATER)

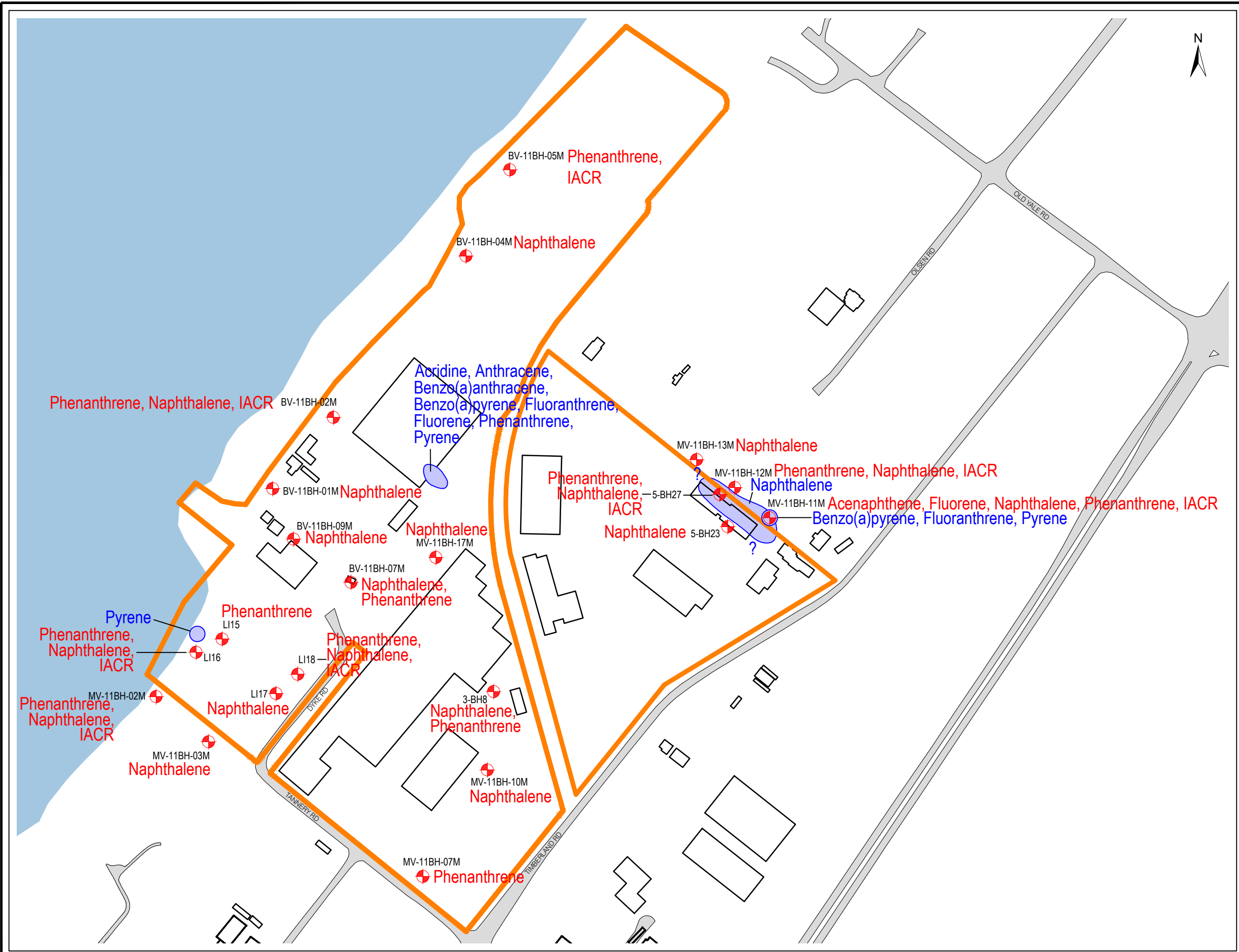
Project: SUPPLEMENTAL SITE INVESTIGATION MOUNTAINVIEW RELOAD/BROWNSVILLE AREA SURREY, BC

Client: VANCOUVER FRASER PORT AUTHORITY

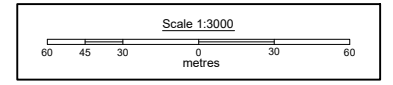
Date: MAY 2013

FIGURE 16B

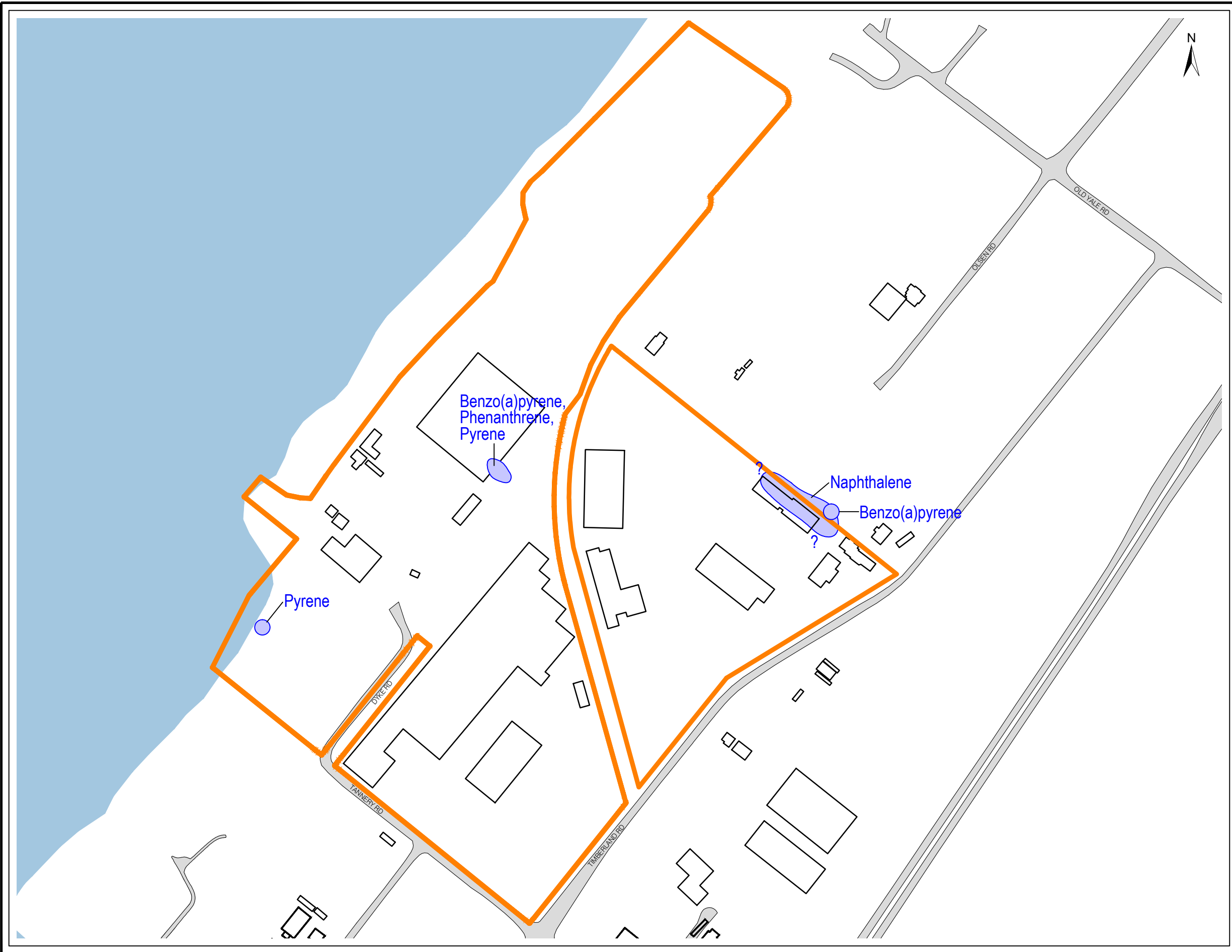
FRANZ ENVIRONMENTAL INC.
CONSULTING • ENGINEERING • TECHNOLOGIES



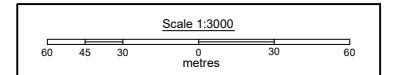
- LEGEND**
- Site Boundary
 - Approximate Extent of Soil Contamination
 - Approximate Extent of Groundwater Contamination
 - Existing Building
 - Delineation Incomplete in this Direction
 - + Contaminated Soil Identified at this Location Not Delineated



Title:	LOCATION AND EXTENT OF PAH CONTAMINATION UNDER FEDERAL GUIDANCE (SOIL AND GROUNDWATER)
Project:	SUPPLEMENTAL SITE INVESTIGATION MOUNTAINVIEW RELOAD/BROWNSVILLE AREA SURREY, BC
Client:	VANCOUVER FRASER PORT AUTHORITY
Date:	MAY 2013
FIGURE 17A	



- LEGEND**
- Site Boundary
 - Approximate Extent of Soil Contamination
 - Approximate Extent of Groundwater Contamination
 - Existing Building
 - Delineation Incomplete in this Direction
 - Contaminated Soil Identified at this Location Not Delineated



Title: LOCATION AND EXTENT OF PAH CONTAMINATION UNDER PROVINCIAL GUIDANCE (SOIL AND GROUNDWATER)

Project: SUPPLEMENTAL SITE INVESTIGATION MOUNTAINVIEW RELOAD/BROWNSVILLE AREA SURREY, BC

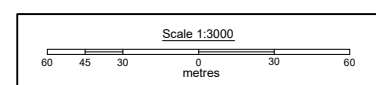
Client: VANCOUVER FRASER PORT AUTHORITY



Date: MAY 2013
FIGURE 17B



- LEGEND**
- Site Boundary
 - Approximate Extent of Soil Contamination
 - Approximate Extent of Groundwater Contamination
 - Existing Building
 - Delineation Incomplete in this Direction



Title: LOCATION AND EXTENT OF PHENOLS/CHLOROPHENOLS CONTAMINATION UNDER FEDERAL GUIDANCE (SOIL AND GROUNDWATER)

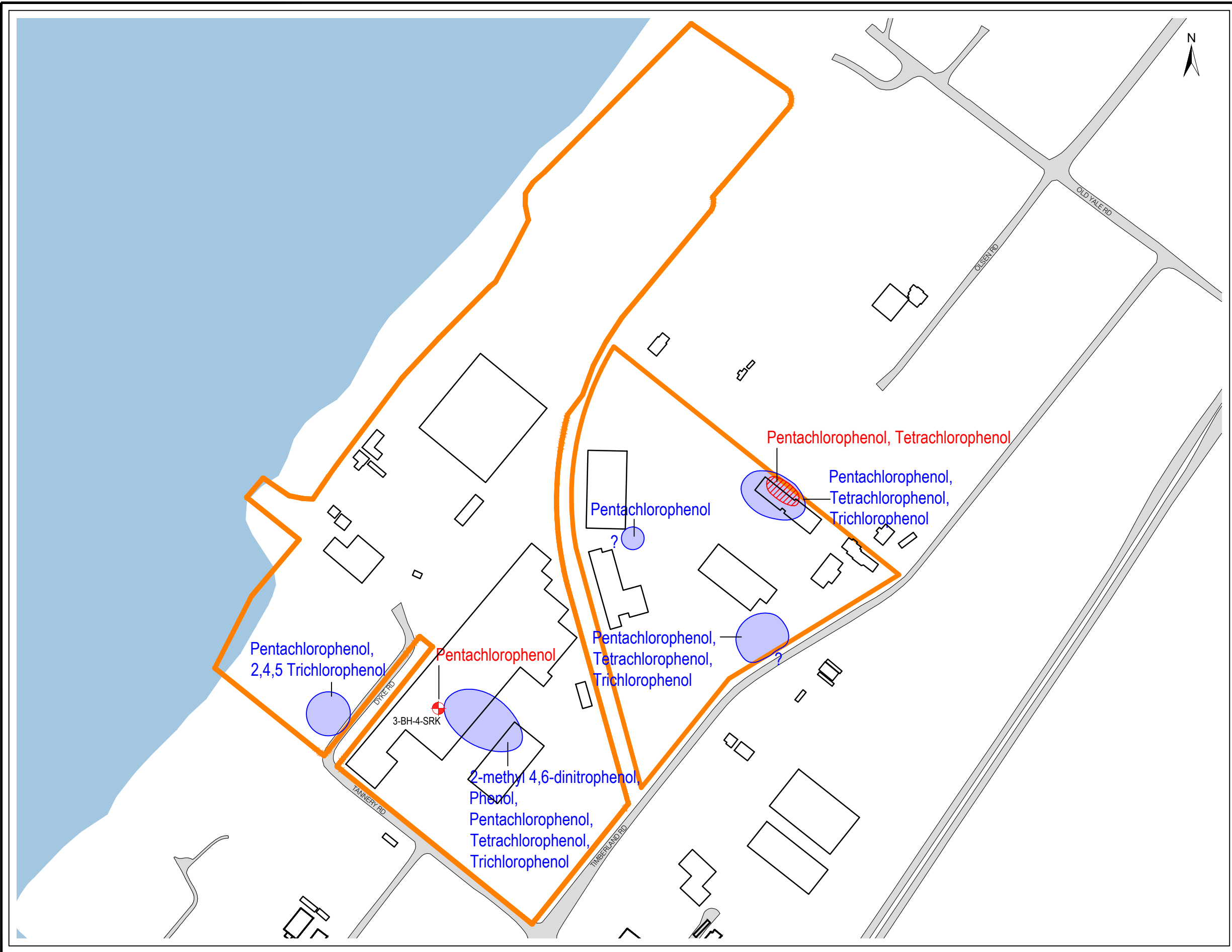
Project: SUPPLEMENTAL SITE INVESTIGATION MOUNTAINVIEW RELOAD/BROWNSVILLE AREA SURREY, BC

Client: VANCOUVER FRASER PORT AUTHORITY

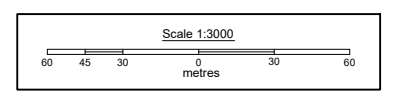
Date: MAY 2013

FIGURE 18A





- LEGEND**
- Site Boundary
 - Approximate Extent of Soil Contamination
 - Approximate Extent of Groundwater Contamination
 - Existing Building
 - Delineation Incomplete in this Direction
 - Contaminated Soil Identified at this Location Not Delineated



Title: LOCATION AND EXTENT OF PHENOLS/CHLOROPHENOLS CONTAMINATION UNDER PROVINCIAL GUIDANCE (SOIL AND GROUNDWATER)

Project: SUPPLEMENTAL SITE INVESTIGATION MOUNTAINVIEW RELOAD/BROWNSVILLE AREA SURREY, BC

Client: VANCOUVER FRASER PORT AUTHORITY



Date: MAY 2013
FIGURE 18B

TABLES

Table 2
Soil Analytical Results-Anions
Lots 2 and 4, Surrey-Brownsville Site

Area ID				1,2,26,27	1,2,26,27
Station ID				MV-11BH-02M	MV-11BH-03M
Field label				MV-11BH-02M-5	MV-11BH-03M-3
Duplicate ID					
Date				17/Dec/11	17/Dec/11
Lab report ID				11V560614	11V560614
Consultants					
Depth (m)				4.5 – 5	2 – 3
Conventionals					
Moisture content (%)				25.9	18.2
pH	6 to 8	6 to 8		6.4	6.2
Anions					
Chloride ion - Wet Soluble			90	45	4
Chloride ion - Wet Soluble (ug/L)				101000	11000
Sulphide (%)				0.11	<u><0.01</u>

Notes

All units in ug/g, unless otherwise noted.

"-" indicates that there is no applicable standard or analyses were not performed.

Red cells indicates parameter exceeds CCME IL (Coarse, Surface). (Current as of 22-April-2013)

Bold indicates parameter exceeds CCME IL (Fine, Subsoil). (Current as of 22-April-2013)

Underline indicates parameter exceeds BC CSR IL (STRINGENT). (Current as of 22-April-2013)

Table 3
Soil Analytical Results Compared to CSR Schedule 7 - Anions
Lots 2 and 4, Surrey-Brownsville Site

Area ID	BC CSR IL (Relocation to Non-Ag)	1,2,26,27	1,2,26,27
Station ID		MV-11BH-02M	MV-11BH-03M
Field label		MV-11BH-02M-5	MV-11BH-03M-3
Duplicate ID			
Date		17/Dec/11	17/Dec/11
Lab report ID		11V560614	11V560614
Consultants			
Depth (m)		4.5 – 5	2 – 3
Anions		-	
Chloride ion - Wet Soluble	35	45	4
Chloride ion - Wet Soluble (ug/L)	-	101000	11000
Sulphide (%)	-	0.11	<0.01

Notes

All units in ug/g, unless otherwise noted.

"-" indicates that analyses were not performed.

Red cells indicates parameter exceeds BC CSR IL (Relocation to Non-Ag). (Current as of 15-November-2012)

Table 4
Soil Analytical Results - Monocyclic Aromatic Hydrocarbons
Lots 2 and 4, Surrey-Brownsville Site

Area ID	2		2		2		2		2		2		2		2					
Station ID	LI15		2-BH1		2-BH1		2-BH11		2-BH16		2-BH2		2-BH27		2-BH7		2-BH8		2-BH9	
Field label	LI 15-3		BH1-3A		BH1-3B-dup		BH11-3		BH16-3		BH2-1A		BH27-3		BH7-3		BH8-3		BH9-3	
Duplicate ID	-		BH1-3B-dup		BH1-3A		-		-		-		-		-		-		-	
Date	21/Mar/94		15/Jul/98		15/Jul/98		15/Jul/98		16/Jul/98		15/Jul/98		16/Jul/98		15/Jul/98		15/Jul/98		15/Jul/98	
Lab report ID	1675-K		J-NEXT CanTest-1998-soil		J-NEXT CanTest-1998-soil		J-NEXT CanTest-1998-soil		J-NEXT CanTest-1998-soil		J-NEXT CanTest-1998-soil		J-NEXT CanTest-1998-soil		J-NEXT CanTest-1998-soil		J-NEXT CanTest-1998-soil		J-NEXT CanTest-1998-soil	
Consultants	SRK		NEXT		NEXT		NEXT		NEXT		NEXT		NEXT		NEXT		NEXT		NEXT	
Depth (m)	2.4 - 3.3		1.8		1.8		2.3		2.3		0.5		2.3		2.4		2.3		2.3	
Grain Type	coarse		coarse		coarse		coarse		coarse		coarse		coarse		fine		coarse		coarse	
Benzene	0.0068	0.03	0.0068	0.03	0.04	<0.01	<0.01	<0.01	<0.01	<0.01	<0.01	<0.01	<0.01	<0.01	<0.01	<0.01	<0.01	<0.01	<0.01	<0.01
Ethylbenzene	0.018	0.082	0.018	0.082	7	<0.01	<0.01	<0.01	<0.01	<0.01	<0.01	<0.01	<0.01	<0.01	<0.01	<0.01	<0.01	<0.01	<0.01	<0.01
Styrene	50	50	50	50	50	-	<0.01	<0.01	<0.01	<0.01	<0.01	<0.01	<0.01	<0.01	<0.01	<0.01	<0.01	<0.01	<0.01	<0.01
Toluene	0.08	0.37	0.08	0.37	2.5	0.35	<0.01	<0.01	<0.01	<0.01	<0.01	<0.01	<0.01	<0.01	<0.01	<0.01	<0.01	<0.01	<0.01	<0.01
m+p-Xylene	-	-	-	-	-	-	-	-	-	-	-	-	-	-	-	-	-	-	-	-
o-Xylene	-	-	-	-	-	-	-	-	-	-	-	-	-	-	-	-	-	-	-	-
Xylenes (total)	2.4	11	2.4	11	20	<0.01	<0.01	<0.01	<0.01	<0.01	<0.01	<0.01	<0.01	<0.01	<0.01	<0.01	<0.01	<0.01	<0.01	<0.01

Area ID	2		2		2		1, 2, 26, 27		1, 2, 26, 27		1, 2, 26, 27		1, 2, 26, 27	
Station ID	4-BH3		MV-11BH-01M		MV-11BH-01M		MV-11BH-02M		MV-11BH-02M		MV-11BH-03M		MV-11BH-03M	
Field label	BH3 3-3 @ 7.5'		MV-11BH-01M-4		MV-Dup		MV-11BH-02M-5		MV-11BH-02M-6		MV-11BH-03M-3		MV-11BH-03M-4	
Duplicate ID	-		MV-Dup		MV-11BH-01M-4		-		-		-		-	
Date	16/Jul/98		16/Dec/11		16/Dec/11		17/Dec/11		17/Dec/11		17/Dec/11		17/Dec/11	
Lab report ID	8072728		11V560293		11V560293		11V560614		11V560614		11V560614		11V560614	
Consultants	NEXT		Franz		Franz		Franz		Franz		Franz		Franz	
Depth (m)	2.3		4.5 - 5		4.5 - 5		4.5 - 5		5 - 6		2 - 3		3 - 4	
Grain Type	coarse		fine		fine		coarse		coarse		coarse		fine	
Benzene	0.0068	0.03	0.0068	0.03	0.04	<0.01	<0.025	<0.025	<0.02	<0.02	<0.02	<0.02	<0.02	
Ethylbenzene	0.018	0.082	0.018	0.082	7	<0.01	<0.025	<0.025	<0.05	<0.05	<0.05	<0.05	<0.05	
Styrene	50	50	50	50	50	<0.01	<0.05	<0.05	<0.05	<0.05	<0.05	<0.05	<0.05	
Toluene	0.08	0.37	0.08	0.37	2.5	0.02	<0.025	<0.025	<0.05	<0.05	<0.05	<0.05	<0.05	
m+p-Xylene	-	-	-	-	-	-	<0.025	<0.025	<0.05	<0.05	<0.05	<0.05	<0.05	
o-Xylene	-	-	-	-	-	-	<0.025	<0.025	<0.05	<0.05	<0.05	<0.05	<0.05	
Xylenes (total)	2.4	11	2.4	11	20	<0.01	-	-	<0.05	<0.05	<0.05	<0.05	<0.05	

Notes

All units in ug/g.

"-" indicates that there is no applicable standard or analyses were not performed.

Red cells indicates parameter exceeds CCME IL (Fine, Surface). (Current as of 14-November-2012)

Bold indicates parameter exceeds CCME IL (Coarse, Surface). (Current as of 14-November-2012)

Underline indicates parameter exceeds CCME IL (Fine, Subsoil). (Current as of 14-November-2012)

Italic indicates parameter exceeds CCME IL (Coarse, Subsoil). (Current as of 14-November 2012)

Italic and dark blue text indicates parameter exceeds BC CSR IL (STRINGENT). (Current as of 14-November-2012)

Table 5
Soil Analytical Results Compared to CSR Schedule 7 - MAHs
Lots 2 and 4, Surrey-Brownsville Site

Area ID	BC CSR IL (Relocation to Non-Ag)	2	2	2	2	2	2	2	2	2	
Station ID		LI15	2-BH1	2-BH1	2-BH11	2-BH16	2-BH2	2-BH27	2-BH7	2-BH8	2-BH9
Field label		LI 15-3	BH1-3A	BH1-3B-dup	BH11-3	BH16-3	BH2-1A	BH27-3	BH7-3	BH8-3	BH9-3
Duplicate ID			BH1-3B-dup	BH1-3A							
Date		21/Mar/94	15/Jul/98	15/Jul/98	15/Jul/98	16/Jul/98	15/Jul/98	16/Jul/98	15/Jul/98	15/Jul/98	15/Jul/98
Lab report ID		1675-K	J-NEXT_CanTest-1998-soil	J-NEXT_CanTest-1998-soil	J-NEXT_CanTest-1998-soil	J-NEXT_CanTest-1998-soil	J-NEXT_CanTest-1998-soil	J-NEXT_CanTest-1998-soil	J-NEXT_CanTest-1998-soil	J-NEXT_CanTest-1998-soil	J-NEXT_CanTest-1998-soil
Consultants		SRK	NEXT	NEXT	NEXT	NEXT	NEXT	NEXT	NEXT	NEXT	NEXT
Depth (m)		2.4 – 3.3	1.8	1.8	2.3	2.3	0.5	2.3	2.4	2.3	2.3
Benzene	0.04	<0.01	<0.01	<0.01	<0.01	<0.01	<0.01	<0.01	<0.01	<0.01	
Ethylbenzene	1	<0.01	<0.01	<0.01	<0.01	<0.01	<0.01	<0.01	<0.01	<0.01	
Styrene	5	-	<0.01	<0.01	<0.01	<0.01	<0.01	<0.01	<0.01	<0.01	
Toluene	1.5	0.35	<0.01	<0.01	<0.01	<0.01	<0.01	<0.01	<0.01	<0.01	
m+p-Xylene	-	-	-	-	-	-	-	-	-	-	
o-Xylene	-	-	-	-	-	-	-	-	-	-	
Xylenes (total)	5	<0.01	<0.01	<0.01	<0.01	<0.01	<0.01	<0.01	<0.01	<0.01	

Area ID	BC CSR IL (Relocation to Non-Ag)	2	2	2	1, 2, 26, 27	1, 2, 26, 27	1, 2, 26, 27	1, 2, 26, 27
Station ID		4-BH3	MV-11BH-01M	MV-11BH-01M	MV-11BH-02M	MV-11BH-02M	MV-11BH-03M	MV-11BH-03M
Field label		BH3 3-3 @ 7.5'	MV-11BH-01M-4	MV-Dup	MV-11BH-02M-5	MV-11BH-02M-6	MV-11BH-03M-3	MV-11BH-03M-4
Duplicate ID			MV-Dup	MV-11BH-01M-4				
Date		16/Jul/98	16/Dec/11	16/Dec/11	17/Dec/11	17/Dec/11	17/Dec/11	17/Dec/11
Lab report ID		8072728	11V560293	11V560293	11V560614	11V560614	11V560614	11V560614
Consultants		NEXT	Franz	Franz	Franz	Franz	Franz	Franz
Depth (m)		2.3	4.5 – 5	4.5 – 5	4.5 – 5	5 – 6	2 – 3	3 – 4
Benzene	0.04	<0.01	<0.025	<0.025	<0.02	<0.02	<0.02	
Ethylbenzene	1	<0.01	<0.025	<0.025	<0.05	<0.05	<0.05	
Styrene	5	<0.01	<0.05	<0.05	<0.05	<0.05	<0.05	
Toluene	1.5	0.02	<0.025	<0.025	<0.05	<0.05	<0.05	
m+p-Xylene	-	-	<0.025	<0.025	<0.05	<0.05	<0.05	
o-Xylene	-	-	<0.025	<0.025	<0.05	<0.05	<0.05	
Xylenes (total)	5	<0.01	-	-	<0.05	<0.05	<0.05	

Notes

All units in ug/g.

"-" indicates that there is no applicable standard or analyses were not performed.

Red cells indicates parameter exceeds BC CSR IL (Relocation to Non-Ag). (Current as of 15-November-2012)

Table 6
Soil Analytical Results - Metals
Lots 2 and 4, Surrey-Brownville Site

Area ID	Station ID	Field label	Duplicate ID	Date	Lab report ID	Consultants	Depth (m)	1,2,26,27	1,2,26,27	2	2	2	2	2	1	1	1	2	2	2	2
								L14	L14	L15	L15	L15	L16	L16	L17	L17	L17	L18	2-BH1	2-BH1	2-BH1
								14-Jan	14-Feb	15-Jan	15-Feb	L1 15-3	16-Feb	16-Mar	17-Jan	17-Feb	17-Mar	18-Jan	BH1-2A	BH1-2B	BH1-2B-dup
								21/Mar/94	21/Mar/94	21/Mar/94	21/Mar/94	21/Mar/94	21/Mar/94	21/Mar/94	21/Mar/94	21/Mar/94	21/Mar/94	21/Mar/94	15/Jul/98	15/Jul/98	15/Jul/98
								1675-K	1675-K	1675-K	1675-K	1675-K	1675-K	1675-K	1675-K	1675-K	1675-K	1675-K	CanTest-1998-soil, NEXT	CanTest-1998-soil, NEXT	CanTest-1998-soil, NEXT
								SRK	SRK	SRK	SRK	SRK	SRK	SRK	SRK	SRK	SRK	SRK	NEXT	NEXT	NEXT
								0.2 - 1.5	2.5 - 2.8	0.2 - 1.5	2.2 - 2.4	2.4 - 3.3	2.2 - 2.4	2.4 - 3.3	0.75 - 1.5	2.3 - 2.4	2.3 - 2.4	0.6 - 0.9	1.1	1.1	1.1
pH	6 to 8	-	-	-	-	-	-	-	-	-	-	-	-	-	-	-	-	-	5.6	5.3	5.3
Aluminum	-	-	-	-	-	-	-	-	-	-	-	-	-	-	-	-	-	-	-	-	-
Antimony	40	40	-	-	-	-	-	-	-	-	-	-	-	-	-	-	-	-	<10	<10	<10
Arsenic	12	15	-	-	-	-	-	-	-	-	-	-	-	-	-	-	-	-	<10	<10	<10
Barium	2000	400	-	-	-	-	-	-	-	-	-	-	-	-	-	-	-	-	44	41	41
Beryllium	8	8	-	-	-	-	-	-	-	-	-	-	-	-	-	-	-	-	<1	<1	<1
Boron	-	-	-	-	-	-	-	-	-	-	-	-	-	-	-	-	-	-	-	-	-
Cadmium	22	1.5 to 150	-	-	-	-	-	-	-	-	-	-	-	-	-	-	-	-	<0.3	<0.3	<0.3
Calcium	-	-	-	-	-	-	-	-	-	-	-	-	-	-	-	-	-	-	-	-	-
Chromium	87	60	31.6	31.3	36.3	17600	323	4130	135	625	410	106	117	*	*	*	*	*	1380	*	*
Cobalt	300	300	-	-	-	-	-	-	-	-	-	-	-	-	-	-	-	-	3	<1	<1
Copper	91	100 to 250	-	-	-	-	-	-	-	-	-	-	-	-	-	-	-	-	10	11	11
Iron	-	-	-	-	-	-	-	-	-	-	-	-	-	-	-	-	-	-	-	-	-
Lead	600	100 to 2000	-	-	-	-	-	-	-	-	-	-	-	-	-	-	-	-	<30	55	55
Magnesium	-	-	-	-	-	-	-	-	-	-	-	-	-	-	-	-	-	-	-	-	-
Manganese	-	19000	-	-	-	-	-	-	-	-	-	-	-	-	-	-	-	-	-	-	-
Mercury	50	150	-	-	-	-	-	-	-	-	-	-	-	-	-	-	-	-	0.08	0.33	0.33
Molybdenum	40	40	-	-	-	-	-	-	-	-	-	-	-	-	-	-	-	-	<4	<4	<4
Nickel	50	500	-	-	-	-	-	-	-	-	-	-	-	-	-	-	-	-	11	9	9
Selenium	2.9	10	-	-	-	-	-	-	-	-	-	-	-	-	-	-	-	-	<3	<3	<3
Silver	40	40	-	-	-	-	-	-	-	-	-	-	-	-	-	-	-	-	<2	<2	<2
Sodium	-	-	-	-	-	-	-	-	-	-	-	-	-	-	-	-	-	-	-	-	-
Sodium - Wet Soluble	-	-	-	-	-	-	-	-	-	-	-	-	-	-	-	-	-	-	-	-	-
Sodium - Wet Soluble (ug/L)	-	-	-	-	-	-	-	-	-	-	-	-	-	-	-	-	-	-	-	-	-
Strontium	-	100000	-	-	-	-	-	-	-	-	-	-	-	-	-	-	-	-	-	-	-
Thallium	1	-	-	-	-	-	-	-	-	-	-	-	-	-	-	-	-	-	-	-	-
Tin	300	300	-	-	-	-	-	-	-	-	-	-	-	-	-	-	-	-	<5	<5	<5
Titanium	-	-	-	-	-	-	-	-	-	-	-	-	-	-	-	-	-	-	-	-	-
Uranium	300	200	-	-	-	-	-	-	-	-	-	-	-	-	-	-	-	-	-	-	-
Vanadium	130	-	-	-	-	-	-	-	-	-	-	-	-	-	-	-	-	-	16	13	13
Zinc	360	150 to 600	-	-	-	-	-	-	-	-	-	-	-	-	-	-	-	-	61	132	132

Area ID	Station ID	Field label	Duplicate ID	Date	Lab report ID	Consultants	Depth (m)	2	2	2	2	2	2	2	2	2	2	2	2	2	2
								2-BH1	2-BH1	2-BH1	2-BH10	2-BH11	2-BH11	2-BH11	2-BH12	2-BH12	2-BH12	2-BH13	2-BH13	2-BH13	
								BH1-3A	BH1-3B-dup	BH1-4A	BH10-5	BH11-3	BH11-4	BH11-5	BH12-4	BH12-5	BH12-6	BH13-2	BH13-3		
								BH1-3B-dup	BH1-3A												
								15/Jul/98	15/Jul/98	15/Jul/98	15/Jul/98	15/Jul/98	15/Jul/98	15/Jul/98	15/Jul/98	15/Jul/98	15/Jul/98	15/Jul/98	15/Jul/98		
								EXT CanTest-1998-soil, NEXT	CanTest-1998-soil, NEXT	CanTest-1998-soil, NEXT	EXT CanTest-1998-soil, NEXT	CanTest-1998-soil, NEXT	EXT CanTest-1998-soil, NEXT	CanTest-1998-soil, NEXT	EXT CanTest-1998-soil, NEXT	CanTest-1998-soil, NEXT	EXT CanTest-1998-soil, NEXT	CanTest-1998-soil, NEXT	EXT CanTest-1998-soil, NEXT		
								NEXT	NEXT	NEXT	NEXT	NEXT	NEXT	NEXT	NEXT	NEXT	NEXT	NEXT	NEXT	NEXT	
								1.8	1.8	2.4	3.8	2.3	3	3.7	3	3.8	4.6	1.5	2.4		
pH	6 to 8	-	-	-	-	-	-	6.1	6.3	6.7	7.2	8	5.8	7	7.8	7.2	7.3	8.1	6.7		
Aluminum	-	-	-	-	-	-	-	-	-	-	-	-	-	-	-	-	-	-	-		
Antimony	40	40	<10	<10	<10	<10	<10	<10	<10	<10	<10	<10	<10	<10	<10	<10	<10	<10	<10		
Arsenic	12	15	<10	<10	<10	<10	<10	<10	<10	<10	<10	<10	<10	<10	<10	<10	<10	<10	<10		
Barium	2000	400	54	33	145	103	92	79	143	60	92	144	88	98	98	98	98	98	98		
Beryllium	8	8	<1	<1	<1	<1	<1	<1	<1	<1	<1	<1	<1	<1	<1	<1	<1	<1	<1		
Boron	-	-	-	-	-	-	-	-	-	-	-	-	-	-	-	-	-	-	-		
Cadmium	22	1.5 to 150	*	*	0.5	<0.3	<0.3	<0.3	0.4	<0.3	<0.3	0.5	<0.3	<0.3	0.5	<0.3	*	*			
Calcium	-	-	-	-	-	-	-	-	-	-	-	-	-	-	-	-	-	-	-		
Chromium	87	60	*	*	*	*	34	*	*	*	33	*	*	*	38	*	*	*			
Cobalt	300	300	3	8	10	11	8	9	11	7	8	20	9	<1	<1	<1	<1	<1			
Copper	91	100 to 250	35	54	33	28	18	18	38	15	40	53	19	127	127	127	127	127			
Iron	-	-	-	-	-	-	-	-	-	-	-	-	-	-	-	-	-	-	-		
Lead	600	100 to 2000	589	556	<30	<30	<30	<30	<30	<30	<30	66	<30	<30	<30	<30	<30	572			
Magnesium	-	-	-	-	-	-	-	-	-	-	-	-	-	-	-	-	-	-			
Manganese	-	19000	-	-	-	-	-	-	-	-	-	-	-	-	-	-	-	-			
Mercury	50	150	0.28	0.18	0.05	0.04	0.02	0.02	0.02	0.02	0.064	0.04	0.02	0.48							
Molybdenum	40	40	<4	<4	<4	<4	<4	<4	<4	<4	<4	<4	<4	<4							
Nickel	50	500	49	48	32	49	35	40	44	33	31	73	38	44							
Selenium	2.9	10	<3	<3	<3	<3	<3	<3	<3	<3	<3	<3	<3	<3							
Silver	40	40	<2	<2	<2	<2	<2	<2	<2	<2	<2	<2	<2	<2							
Sodium	-	-	-	-	-	-	-	-	-	-	-	-	-	-							
Sodium - Wet Soluble	-	-	-	-	-	-	-	-	-	-	-	-	-	-							
Sodium - Wet Soluble (ug/L)	-	-	-	-	-	-	-	-	-	-	-	-	-	-							
Strontium	-	100000	-	-	-	-	-	-	-	-	-	-	-	-							
Thallium	1	-	-	-	-	-	-	-	-	-	-	-	-	-							
Tin	300	300	88	43	<5	<5	<5	<5	<5	<5	<5	<5	<5	9							
Titanium	-	-	-	-	-	-	-	-	-	-	-	-	-	-							
Uranium	300	200	-	-	-	-	-	-	-	-	-	-	-	-							
Vanadium	130	-	35	17	61	36	35	35	57	37	35	67	42	30							
Zinc	360	150 to 600	*	*	167	61	44	69	140	38	134	108	46	489							

Notes
All units in ug/g, unless otherwise noted.
"-" indicates that there is no applicable standard or analyses were not performed.
Red cells indicates parameter exceeds CCME IL. (Current as of 14-November-2012)
Bold indicates parameter exceeds BC CSR IL. (Current as of 14-November-2012)

Table 6
Soil Analytical Results - Metals
Lots 2 and 4, Surrey-Brownville Site

Area ID	Station ID	Field label	Duplicate ID	Date	Lab report ID	Consultants	Depth (m)	CCME IL	BC CSR IL	2	2	2	2	2	2	2	2	2	2	2	2	2	2	2		
										2-BH13	2-BH14	2-BH15	2-BH16	2-BH17	2-BH18	2-BH19	2-BH2	2-BH23	2-BH24	2-BH27	2-BH28					
										BH13-4	BH14-4	BH15-4	BH16-3	BH17-1	BH18-5	BH19-4A	BH2-2A	BH23-2	BH24-3	BH27-5	BH28-3					
										15/Jul/98	15/Jul/98	15/Jul/98	16/Jul/98	16/Jul/98	16/Jul/98	16/Jul/98	15/Jul/98	16/Jul/98	16/Jul/98	16/Jul/98	16/Jul/98	16/Jul/98	J-NEXT	16/Jul/98		
										EXT_CanTest-1998	XT_CanTest-1998	XT_CanTest-1998	EXT_CanTest-1998	EXT_CanTest-1998	EXT_CanTest-1998	EXT_CanTest-1998	EXT_CanTest-1998	EXT_CanTest-1998	EXT_CanTest-1998	EXT_CanTest-1998	EXT_CanTest-1998	EXT_CanTest-1998	EXT_CanTest-1998	EXT_CanTest-1998		
										NEXT	NEXT	NEXT	NEXT	NEXT	NEXT	NEXT	NEXT	NEXT	NEXT	NEXT	NEXT	NEXT	NEXT	NEXT	NEXT	
										3	2.7	3	2.3	0.8	3.4	2.7	1.1	1.5	2.3	3.8	2.3					
pH	6 to 8	-	-	-	-	-	-	-	-	6.1	7.5	8.1	6.7	7.8	7.5	7.3	7.5	7.6	7.8	6.3	7.7					
Aluminum	-	-	-	-	-	-	-	-	-	-	-	-	-	-	-	-	-	-	-	-	-	-	-	-	-	-
Antimony	40	40	<10	*	<10	<10	<10	<10	<10	<10	*	<10	<10	<10	<10	<10	<10	<10	<10	<10	<10	<10	<10	<10	<10	<10
Arsenic	12	15	<10	*	<10	<10	<10	<10	<10	<10	*	<10	<10	<10	<10	<10	<10	<10	<10	<10	<10	<10	<10	<10	<10	<10
Barium	2000	400	98	141	60	127	259	41	29	94	147	106	57													
Beryllium	8	8	<1	<1	<1	<1	<1	<1	<1	<1	<1	<1	<1	<1	<1	<1	<1	<1	<1	<1	<1	<1	<1	<1	<1	<1
Boron	-	-	-	-	-	-	-	-	-	-	-	-	-	-	-	-	-	-	-	-	-	-	-	-	-	-
Cadmium	22	1.5 to 150	*	4.4	<0.3	<0.3	<0.3	<0.3	<0.3	<0.3	<0.3	<0.3	<0.3	<0.3	<0.3	<0.3	<0.3	<0.3	<0.3	<0.3	<0.3	<0.3	<0.3	<0.3	<0.3	<0.3
Calcium	-	-	-	-	-	-	-	-	-	-	-	-	-	-	-	-	-	-	-	-	-	-	-	-	-	-
Chromium	87	60	*	*	55	51	53	21	*	*	34	33	*	31												
Cobalt	300	300	11	<1	8	13	8	4	12	<1	9	8	9	7												
Copper	91	100 to 250	68	59	15	35	53	7	31	16	27	46	34	16												
Iron	-	-	-	-	-	-	-	-	-	-	-	-	-	-	-	-	-	-	-	-	-	-	-	-	-	-
Lead	600	100 to 2000	51	<30	<30	<30	34	<30	<30	<30	<30	<30	<30	<30	<30	<30	<30	<30	<30	<30	<30	<30	<30	<30	<30	<30
Magnesium	-	-	-	-	-	-	-	-	-	-	-	-	-	-	-	-	-	-	-	-	-	-	-	-	-	-
Manganese	-	19000	-	-	-	-	-	-	-	-	-	-	-	-	-	-	-	-	-	-	-	-	-	-	-	-
Mercury	50	150	0.12	1.35	0.02	0.05	0.03	0.02	0.05	0.05	0.04	0.03	0.07	0.02												
Molybdenum	40	40	<4	<4	<4	<4	<4	<4	<4	<4	<4	<4	<4	<4	<4	<4	<4	<4	<4	<4	<4	<4	<4	<4	<4	<4
Nickel	50	500	52	25	35	53	30	18	50	5	30	39	33	33												
Selenium	2.9	10	<3	<3	<3	<3	<3	<3	<3	<3	<3	<3	<3	<3	<3	<3	<3	<3	<3	<3	<3	<3	<3	<3	<3	<3
Silver	40	40	<2	<2	<2	<2	<2	<2	<2	<2	<2	<2	<2	<2	<2	<2	<2	<2	<2	<2	<2	<2	<2	<2	<2	<2
Sodium	-	-	-	-	-	-	-	-	-	-	-	-	-	-	-	-	-	-	-	-	-	-	-	-	-	-
Sodium - Wet Soluble	-	-	-	-	-	-	-	-	-	-	-	-	-	-	-	-	-	-	-	-	-	-	-	-	-	-
Sodium - Wet Soluble (ug/L)	-	-	-	-	-	-	-	-	-	-	-	-	-	-	-	-	-	-	-	-	-	-	-	-	-	-
Strontium	-	100000	-	-	-	-	-	-	-	-	-	-	-	-	-	-	-	-	-	-	-	-	-	-	-	-
Thallium	1	-	-	-	-	-	-	-	-	-	-	-	-	-	-	-	-	-	-	-	-	-	-	-	-	-
Tin	300	300	17	12	<5	<5	<5	<5	<5	<5	<5	<5	<5	<5	<5	<5	<5	<5	<5	<5	<5	<5	<5	<5	<5	<5
Titanium	-	-	-	-	-	-	-	-	-	-	-	-	-	-	-	-	-	-	-	-	-	-	-	-	-	-
Uranium	300	200	-	-	-	-	-	-	-	-	-	-	-	-	-	-	-	-	-	-	-	-	-	-	-	-
Vanadium	130	-	53	121	39	54	39	13	38	7	21	30	42	36												
Zinc	360	150 to 600	*	545	43	68	151	23	68	109	56	52	76	37												

Area ID	Station ID	Field label	Duplicate ID	Date	Lab report ID	Consultants	Depth (m)	CCME IL	BC CSR IL	2	2	2	2	2	2	2	2	2	2	2	2	2	2	2	2	
										2-BH28	2-BH28	2-BH29	2-BH29	2-BH29	2-BH3	2-BH5	2-BH6	2-BH8	2-BH9	4-BH1	4-BH2					
										BH28-5	BH28-6	BH29-4	BH29-5	BH29-6	BH3-3A	BH5-4	BH6-5	BH8-3	BH9-4	BH1 1-2 @ 5'	BH 2-3@7.5'					
										16/Jul/98	16/Jul/98	16/Jul/98	16/Jul/98	16/Jul/98	15/Jul/98	15/Jul/98	15/Jul/98	15/Jul/98	15/Jul/98	15/Jul/98	16/Jul/98	16/Jul/98				
										EXT_CanTest-1998	XT_CanTest-1998	XT_CanTest-1998	EXT_CanTest-1998	EXT_CanTest-1998	EXT_CanTest-1998	EXT_CanTest-1998	EXT_CanTest-1998	EXT_CanTest-1998	EXT_CanTest-1998	EXT_CanTest-1998	EXT_CanTest-1998	EXT_CanTest-1998	EXT_CanTest-1998	EXT_CanTest-1998		
										NEXT	NEXT	NEXT	NEXT	NEXT	NEXT	NEXT	NEXT	NEXT	NEXT	NEXT	NEXT	NEXT	NEXT	NEXT	NEXT	
										3.7	4.6	3	3.5	4.3	1.5	3	3.7	2.3	3	1.5	2.3	2.3	1.5	2.3	2.3	
pH	6 to 8	-	-	-	-	-	-	-	-	6	7.2	7.1	6.1	7.4	7.4	7.8	5.9	7.4	5.3	5.5	7.4					
Aluminum	-	-	-	-	-	-	-	-	-	-	-	-	-	-	-	-	-	-	-	-	-	-	-	-	-	-
Antimony	40	40	<10	<10	<10	<10	<10	<10	<10	<10	<10	<10	<10	<10	<10	<10	<10	<10	<10	<10	<10	<10	<10	<10	<10	<10
Arsenic	12	15	<10	<10	<10	<10	13	<10	<10	<10	<10	<10	<10	<10	<10	<10	<10	<10	<10	<10	<10	<10	<10	<10	<10	<10
Barium	2000	400	69	129	88	132	103	33	79	126	111	116	73													
Beryllium	8	8	<1	<1	<1	<1	<1	<1	<1	<1	<1	<1	<1	<1	<1	<1	<1	<1	<1	<1	<1	<1	<1	<1	<1	<1
Boron	-	-	-	-	-	-	-	-	-	-	-	-	-	-	-	-	-	-	-	-	-	-	-	-	-	-
Cadmium	22	1.5 to 150	<0.3	<0.3	<0.3	<0.3	<0.3	<0.3	<0.3	<0.3	<0.3	<0.3	<0.3	<0.3	<0.3	<0.3	<0.3	<0.3	1.4	1	<0.3					
Calcium	-	-	-	-	-	-	-	-	-	-	-	-	-	-	-	-	-	-	-	-	-	-	-	-	-	-
Chromium	87	60	*	*	35	*	*	30	41	*	48	*	46													
Cobalt	300	300	10	14	9	14	13	6	8	12	12	7	9													
Copper	91	100 to 250	41	39	24	41	53	10	17	30	31	54	20													
Iron	-	-	-	-	-	-	-	-	-	-	-	-	-	-	-	-	-	-	-	-	-	-	-	-	-	-
Lead	600	100 to 2000	<30	<30	<30	<30	<30	<30	<30	<30	<30	<30	<30	<30	<30	<30	<30	<30	103	218	<30					

Table 6
Soil Analytical Results - Metals
Lots 2 and 4, Surrey-Brownsville Site

Area ID	Station ID	Field label	Duplicate ID	Date	Lab report ID	Consultants	Depth (m)	2	2	2	1	1	1	1	1	1	2	2	2
Area ID	Station ID	Field label	Duplicate ID	Date	Lab report ID	Consultants	Depth (m)	4-BH3	4-BH3	4-BH3	4-BH4	4-BH4	4-BH4	4-BH4	4-BH5	4-BH5	MV-11BH-01M	MV-11BH-01M	MV-11BH-01M
Area ID	Station ID	Field label	Duplicate ID	Date	Lab report ID	Consultants	Depth (m)	BH 3 3-2 @ 4'	BH3 3-3 @ 7.5'	BH 3 3-4 @ 10'	BH 4 4-2A @ 5'	BH 4 4-3A @ 7'	BH 4 4-3B @ 7' duplicate	BH 4 4-4A @ 9'	BH 5 5-1 @ 2.5'	BH 5 5-2 @ 5'	MV-11BH-01M-2	MV-11BH-01M-3	MV-11BH-01M-4
Area ID	Station ID	Field label	Duplicate ID	Date	Lab report ID	Consultants	Depth (m)	16/Jul/98	16/Jul/98	16/Jul/98	16/Jul/98	16/Jul/98	16/Jul/98	16/Jul/98	16/Jul/98	16/Jul/98	16/Dec/11	16/Dec/11	16/Dec/11
Area ID	Station ID	Field label	Duplicate ID	Date	Lab report ID	Consultants	Depth (m)	8072728	8072728	8072728	8072728	8072728	8072728	8072728	8072728	8072728	11V560293	11V560293	11V560293
Area ID	Station ID	Field label	Duplicate ID	Date	Lab report ID	Consultants	Depth (m)	NEXT	NEXT	NEXT	NEXT	NEXT	NEXT	NEXT	NEXT	NEXT	Franz	Franz	Franz
Area ID	Station ID	Field label	Duplicate ID	Date	Lab report ID	Consultants	Depth (m)	1.2	2.3	3	1.5	2.1	2.1	2.7	0.8	1.5	2-3	3-4	4.5-5
pH	6 to 8	-	-	-	-	-	-	7.3	7.7	7.5	9.3	6.8	7.2	6.8	7.6	7.6	7.2	7.3	7.2
Aluminum	-	-	-	-	-	-	-	5350	1140	25700	7580	3820	8150	27300	8750	11000	-	-	-
Antimony	40	40	-	-	-	-	-	4520	<10	<10	<10	<10	<10	<10	<10	<10	0.52	1.65	0.61
Arsenic	12	15	-	-	-	-	-	<10	<10	<10	<10	<10	15.35	<10	<10	<10	5.9	4.2	5.5
Barium	2000	400	-	-	-	-	-	207	69	172	45	57	34	173	42	44	99.1	123.0	101.0
Beryllium	8	8	-	-	-	-	-	<1	<1	<1	<1	<1	<1	<1	<1	<1	0.34	0.18	0.31
Boron	-	-	-	-	-	-	-	16	22	11	3	11	35	9	2	3	0.3	13.7	1.2
Cadmium	22	1.5 to 150	-	-	-	-	-	60.7	<0.3	<0.3	<0.3	0.5	1.0	<0.3	<0.3	<0.3	0.40	0.39	0.30
Calcium	-	-	-	-	-	-	-	42400	251000	6800	8050	423	11800	4120	7290	7190	-	-	-
Chromium	87	60	-	-	-	-	-	42500	1520	1879	128	391	26500	121	52	30	38	31	38
Cobalt	300	300	-	-	-	-	-	<1	<1	<1	5	<1	<1	10	4	4	12.3	6.6	11.0
Copper	91	100 to 250	-	-	-	-	-	124	14	33	13	1240	657	25	18	18	32.7	30.2	30.3
Iron	-	-	-	-	-	-	-	19400	2610	29400	13300	5290	9300	28600	9080	14000	-	-	-
Lead	600	100 to 2000	-	-	-	-	-	<30	35	<30	<30	224	<30	<30	<30	<30	6.02	33.60	8.55
Magnesium	-	-	-	-	-	-	-	2860	2180	7980	4800	2150	3230	8320	3460	4340	-	-	-
Manganese	-	19000	-	-	-	-	-	172	99.6	219	205	108	203	233	176	234	-	-	-
Mercury	50	150	-	-	-	-	-	0.18	0.03	0.06	0.02	0.12	0.14	0.05	0.02	0.02	0.04	0.12	0.06
Molybdenum	40	40	-	-	-	-	-	<4	<4	<4	<4	<4	<4	<4	<4	<4	1.14	1.03	0.84
Nickel	50	500	-	-	-	-	-	18	3	41	21	11	22	37	11	12	45.8	36.5	38.4
Selenium	2.9	10	-	-	-	-	-	<3	<3	<3	<3	<3	<3	<3	<3	<3	0.6	0.3	0.5
Silver	40	40	-	-	-	-	-	<2	<2	<2	<2	<2	<2	<2	<2	<2	0.10	0.10	0.09
Sodium	-	-	-	-	-	-	-	952	1560	1240	249	556	791	2160	232	244	-	-	-
Sodium - Wet Soluble	-	-	-	-	-	-	-	-	-	-	-	-	-	-	-	-	-	-	-
Sodium - Wet Soluble (ug/L)	-	-	-	-	-	-	-	-	-	-	-	-	-	-	-	-	-	-	-
Strontium	-	100000	-	-	-	-	-	147	410	38	24	20	48	43	22	22	-	-	-
Thallium	1	-	-	-	-	-	-	-	-	-	-	-	-	-	-	-	0.11	0.06	0.10
Tin	300	300	-	-	-	-	-	38	<5	<5	<5	67	49	<5	<5	<5	0.52	4.77	0.93
Titanium	-	-	-	-	-	-	-	303	32	480	429	371	551	433	244	497	-	-	-
Uranium	300	200	-	-	-	-	-	-	-	-	-	-	-	-	-	-	0.68	0.67	0.73
Vanadium	130	-	-	-	-	-	-	36	4	60	30	18	41	64	16	33	48	31	49
Zinc	360	150 to 600	-	-	-	-	-	385	80	65	33	136	390	62	38	33	67	111	71

Area ID	Station ID	Field label	Duplicate ID	Date	Lab report ID	Consultants	Depth (m)	1, 2, 26, 27	1, 2, 26, 27	1, 2, 26, 27	1, 2, 26, 27	1, 2, 26, 27	1, 2, 26, 27
Area ID	Station ID	Field label	Duplicate ID	Date	Lab report ID	Consultants	Depth (m)	MV-11BH-02M	MV-11BH-02M	MV-11BH-02M	MV-11BH-03M	MV-11BH-03M	MV-11BH-03M
Area ID	Station ID	Field label	Duplicate ID	Date	Lab report ID	Consultants	Depth (m)	MV-11BH-02M-3	MV-11BH-02M-4	MV-11BH-02M-5	MV-11BH-03M-3	MV-11BH-03M-4	MV-11BH-03M-5
Area ID	Station ID	Field label	Duplicate ID	Date	Lab report ID	Consultants	Depth (m)	17/Dec/11	17/Dec/11	17/Dec/11	17/Dec/11	17/Dec/11	17/Dec/11
Area ID	Station ID	Field label	Duplicate ID	Date	Lab report ID	Consultants	Depth (m)	11V560614	11V560614	11V560614	11V560614	11V560614	11V560614
Area ID	Station ID	Field label	Duplicate ID	Date	Lab report ID	Consultants	Depth (m)	Franz	Franz	Franz	Franz	Franz	Franz
Area ID	Station ID	Field label	Duplicate ID	Date	Lab report ID	Consultants	Depth (m)	2-3	3-4	4.5-5	2-3	3-4	4.5-5
pH	6 to 8	-	-	-	-	-	-	6.2	6.4	6.4	6.2	6.3	6.1
Aluminum	-	-	-	-	-	-	-	-	-	-	-	-	-
Antimony	40	40	-	-	-	-	-	0.47	0.28	0.79	0.29	0.55	0.65
Arsenic	12	15	-	-	-	-	-	4.9	3.1	7.6	4.0	5.1	9.3
Barium	2000	400	-	-	-	-	-	83.3	75.1	87.6	53.1	125.0	150.0
Beryllium	8	8	-	-	-	-	-	0.29	0.21	0.29	0.17	0.40	0.53
Boron	-	-	-	-	-	-	-	0.1	<0.1	0.6	0.2	0.5	0.4
Cadmium	22	1.5 to 150	-	-	-	-	-	0.27	0.14	0.40	0.16	0.26	0.28
Calcium	-	-	-	-	-	-	-	-	-	-	-	-	-
Chromium	87	60	-	-	-	-	-	34	28	885	44	50	47
Cobalt	300	300	-	-	-	-	-	10.6	7.7	10.5	6.4	15.7	11.8
Copper	91	100 to 250	-	-	-	-	-	25.4	15.8	30.0	18.9	37.9	42.4
Iron	-	-	-	-	-	-	-	-	-	-	-	-	-
Lead	600	100 to 2000	-	-	-	-	-	4.85	2.74	12.20	5.72	7.24	8.25
Magnesium	-	-	-	-	-	-	-	-	-	-	-	-	-
Manganese	-	19000	-	-	-	-	-	-	-	-	-	-	-
Mercury	50	150	-	-	-	-	-	0.04	0.02	0.11	0.03	0.05	0.06
Molybdenum	40	40	-	-	-	-	-	1.00	0.49	0.59	0.38	0.82	2.60
Nickel	50	500	-	-	-	-	-	39.3	32.1	35.9	23.7	47.0	39.3
Selenium	2.9	10	-	-	-	-	-	0.7	0.3	0.4	0.2	0.7	0.8
Silver	40	40	-	-	-	-	-	0.08	<0.05	0.07	<0.05	0.11	0.13
Sodium	-	-	-	-	-	-	-	-	-	-	-	-	-
Sodium - Wet Soluble	-	-	-	-	-	-	-	-	-	6	3	-	-
Sodium - Wet Soluble (ug/L)	-	-	-	-	-	-	-	-	-	13000	8000	-	-
Strontium	-	100000	-	-	-	-	-	-	-	-	-	-	-
Thallium	1	-	-	-	-	-	-	0.08	0.06	0.09	0.06	0.12	0.14
Tin	300	300	-	-	-	-	-	0.60	0.62	6.51	1.16	0.96	0.94
Titanium	-	-	-	-	-	-	-	-	-	-	-	-	-
Uranium	300	200	-	-	-	-	-	0.61	0.33	0.63	0.36	0.87	1.80
Vanadium	130	-	-	-	-	-	-	44	33	45	35	59	64
Zinc	360	150 to 600	-	-	-	-	-	55	40	66	38	69	72

Notes
All units in ug/g, unless otherwise noted.
"-" indicates that there is no applicable standard or analyses were not performed.
Red cells indicates parameter exceeds CCME IL. (Current as of 14-November-2012)
Bold indicates parameter exceeds BC CSR IL. (Current as of 14-November-2012)

Table 7
Soil Analytical Results Compared to CSR Schedule 7 - Metals
Lots 2 and 4, Surrey-Brownsville Site

Area ID	BC CSR IL (Relocation to Non-Ag)	1,2,26,27	1,2,26,27	2	2	2	2	2	1	1	1	2	2	2	2	2	2	2	2	2		
Station ID		L14	L14	L15	L15	L15	L16	L16	L17	L17	L17	L18	2-BH1	2-BH1	2-BH1	2-BH1	2-BH1	2-BH1	2-BH10	2-BH11	2-BH11	
Field label		14-Jan	14-Feb	15-Jan	15-Feb	LI 15-3	16-Feb	16-Mar	17-Jan	17-Feb	17-Mar	18-Jan	BH1-2A	BH1-2B	BH1-2B-dup	BH1-3A	BH1-3B-dup	BH1-4A	BH10-5	BH11-3	BH11-4	
Duplicate ID																						
Date		21/Mar/94	21/Mar/94	21/Mar/94	21/Mar/94	21/Mar/94	21/Mar/94	21/Mar/94	21/Mar/94	21/Mar/94	21/Mar/94	21/Mar/94	15/Jul/98	15/Jul/98	15/Jul/98	15/Jul/98	15/Jul/98	15/Jul/98	15/Jul/98	15/Jul/98	15/Jul/98	15/Jul/98
Lab report ID		1675-K	1675-K	1675-K	1675-K	1675-K	1675-K	1675-K	1675-K	1675-K	1675-K	1675-K	1998-soil, NEXT	KT_CanTest-1998	XT_CanTest-1998	XT_CanTest-1998	XT_CanTest-1998	XT_CanTest-1998	XT_CanTest-1998	XT_CanTest-1998	XT_CanTest-1998	XT_CanTest-1998
Consultants		SRK	SRK	SRK	SRK	SRK	SRK	SRK	SRK	SRK	SRK	SRK	NEXT	NEXT	NEXT	NEXT	NEXT	NEXT	NEXT	NEXT	NEXT	NEXT
Depth (m)		0.2 - 1.5	2.5 - 2.8	0.2 - 1.5	2.2 - 2.4	2.4 - 3.3	2.2 - 2.4	2.4 - 3.3	0.75 - 1.5	2.3 - 2.4	2.3 - 2.4	0.6 - 0.9	1.1	1.1	1.1	1.8	1.8	2.4	3.8	2.3	3	
Aluminum	-	-	-	-	-	-	-	-	-	-	-	-	-	-	-	-	-	-	-	-	-	-
Antimony	20	-	-	-	-	-	-	-	-	-	-	-	<10	<10	<10	<10	<10	<10	<10	<10	<10	<10
Arsenic	15	-	-	-	-	-	-	-	-	-	-	-	<10	<10	<10	<10	<10	<10	<10	<10	<10	<10
Barium	400	-	-	-	-	-	-	-	-	-	-	-	44	41	41	54	33	145	103	92	79	79
Beryllium	4	-	-	-	-	-	-	-	-	-	-	-	<1	<1	<1	<1	<1	<1	<1	<1	<1	<1
Boron	-	-	-	-	-	-	-	-	-	-	-	-	-	-	-	-	-	-	-	-	-	-
Cadmium	1.5	-	-	-	-	-	-	-	-	-	-	-	<0.3	<0.3	<0.3	*	*	0.5	<0.3	<0.3	<0.3	<0.3
Calcium	-	-	-	-	-	-	-	-	-	-	-	-	-	-	-	-	-	-	-	-	-	-
Chloride ion - Wet Soluble (ug/g)	35	-	-	-	-	-	-	-	-	-	-	-	-	-	-	-	-	-	-	-	-	-
Chloride ion - Wet Soluble (ug/L)	-	-	-	-	-	-	-	-	-	-	-	-	-	-	-	-	-	-	-	-	-	-
Chromium	60	31.6	31.3	36.3	17600	323	4130	135	625	410	106	117	*	1380	*	*	*	*	*	34	*	*
Cobalt	50	-	-	-	-	-	-	-	-	-	-	-	3	<1	<1	3	8	10	11	8	9	9
Copper	90	-	-	-	-	-	-	-	-	-	-	-	10	11	11	35	54	33	28	18	18	18
Iron	-	-	-	-	-	-	-	-	-	-	-	-	-	-	-	-	-	-	-	-	-	-
Lead	100	-	-	-	-	-	-	-	-	-	-	-	<30	55	55	589	556	<30	<30	<30	<30	<30
Magnesium	-	-	-	-	-	-	-	-	-	-	-	-	-	-	-	-	-	-	-	-	-	-
Manganese	-	-	-	-	-	-	-	-	-	-	-	-	-	-	-	-	-	-	-	-	-	-
Mercury	15	-	-	-	-	-	-	-	-	-	-	-	0.08	0.33	0.33	0.28	0.18	0.05	0.04	0.02	0.02	0.02
Molybdenum	10	-	-	-	-	-	-	-	-	-	-	-	<4	<4	<4	<4	<4	<4	<4	<4	<4	<4
Nickel	100	-	-	-	-	-	-	-	-	-	-	-	11	9	9	49	48	32	49	35	40	40
Selenium	3	-	-	-	-	-	-	-	-	-	-	-	<3	<3	<3	<3	<3	<3	<3	<3	<3	<3
Silver	20	-	-	-	-	-	-	-	-	-	-	-	<2	<2	<2	<2	<2	<2	<2	<2	<2	<2
Sodium	-	-	-	-	-	-	-	-	-	-	-	-	-	-	-	-	-	-	-	-	-	-
Sodium - Wet Soluble	200	-	-	-	-	-	-	-	-	-	-	-	-	-	-	-	-	-	-	-	-	-
Sodium - Wet Soluble (ug/L)	-	-	-	-	-	-	-	-	-	-	-	-	-	-	-	-	-	-	-	-	-	-
Strontium	-	-	-	-	-	-	-	-	-	-	-	-	-	-	-	-	-	-	-	-	-	-
Sulphide	-	-	-	-	-	-	-	-	-	-	-	-	-	-	-	-	-	-	-	-	-	-
Thallium	-	-	-	-	-	-	-	-	-	-	-	-	-	-	-	-	-	-	-	-	-	-
Tin	50	-	-	-	-	-	-	-	-	-	-	-	<5	<5	<5	88	43	<5	<5	<5	<5	<5
Titanium	-	-	-	-	-	-	-	-	-	-	-	-	-	-	-	-	-	-	-	-	-	-
Uranium	-	-	-	-	-	-	-	-	-	-	-	-	-	-	-	-	-	-	-	-	-	-
Vanadium	200	-	-	-	-	-	-	-	-	-	-	-	16	13	13	35	17	61	36	35	35	35
Zinc	150	-	-	-	-	-	-	-	-	-	-	-	61	132	132	*	*	167	61	44	69	69

Notes
All units in ug/g, unless otherwise noted.
* indicates that there is no applicable standard or analyses were not performed.
Red cells indicates parameter exceeds BC CSR IL (Relocation to Non-Ag). (Current as of 15-November-2012)

Table 7
Soil Analytical Results Compared to CSR Schedule 7 - Metals
Lots 2 and 4, Surrey-Brownsville Site

Area ID	BC CSR IL (Relocation to Non-Ag)	2	2	2	2	2	2	2	2	2	2	2	2	2	2	2	2	2	2	2	2
Station ID		2-BH11	2-BH12	2-BH12	2-BH12	2-BH13	2-BH13	2-BH13	2-BH14	2-BH15	2-BH16	2-BH17	2-BH18	2-BH19	2-BH2	2-BH23	2-BH24	2-BH27	2-BH28	2-BH28	2-BH28
Field label		BH11-5	BH12-4	BH12-5	BH12-6	BH13-2	BH13-3	BH13-4	BH14-4	BH15-4	BH16-3	BH17-1	BH18-5	BH19-4A	BH2-2A	BH23-2	BH24-3	BH27-5	BH28-3	BH28-5	BH28-6
Duplicate ID																					
Date		15/Jul/98	15/Jul/98	15/Jul/98	15/Jul/98	15/Jul/98	15/Jul/98	15/Jul/98	15/Jul/98	15/Jul/98	16/Jul/98	16/Jul/98	16/Jul/98	16/Jul/98	15/Jul/98	16/Jul/98	16/Jul/98	16/Jul/98	16/Jul/98	16/Jul/98	16/Jul/98
Lab report ID		XT_CanTest-1998	XT_CanTest-1998	XT_CanTest-1998	XT_CanTest-1998	XT_CanTest-1998	XT_CanTest-1998	XT_CanTest-1998	XT_CanTest-1998	XT_CanTest-1998	XT_CanTest-1998	XT_CanTest-1998	XT_CanTest-1998	XT_CanTest-1998	XT_CanTest-1998	XT_CanTest-1998	XT_CanTest-1998	XT_CanTest-1998	XT_CanTest-1998	XT_CanTest-1998	XT_CanTest-1998
Consultants		NEXT	NEXT	NEXT	NEXT	NEXT	NEXT	NEXT	NEXT	NEXT	NEXT	NEXT	NEXT	NEXT	NEXT	NEXT	NEXT	NEXT	NEXT	NEXT	NEXT
Depth (m)		3.7	3	3.8	4.6	1.5	2.4	3	2.7	3	2.3	0.8	3.4	2.7	1.1	1.5	2.3	3.8	2.3	3.7	4.6
Aluminum	-	-	-	-	-	-	-	-	-	-	-	-	-	-	-	-	-	-	-	-	-
Antimony	20	<10	<10	<10	<10	<10	<10	<10	*	<10	<10	<10	<10	<10	<10	<10	<10	<10	<10	<10	<10
Arsenic	15	<10	<10	<10	<10	<10	<10	<10	*	<10	<10	<10	<10	<10	<10	<10	<10	<10	<10	<10	<10
Barium	400	143	60	92	144	88	98	98	141	60	127	259	41	122	29	94	147	106	57	69	129
Beryllium	4	<1	<1	<1	<1	<1	<1	<1	<1	<1	<1	<1	<1	<1	<1	<1	<1	<1	<1	<1	<1
Boron	-	-	-	-	-	-	-	-	-	-	-	-	-	-	-	-	-	-	-	-	-
Cadmium	1.5	0.4	<0.3	<0.3	0.5	<0.3	*	*	4.4	<0.3	<0.3	<0.3	<0.3	<0.3	<0.3	<0.3	<0.3	<0.3	<0.3	<0.3	<0.3
Calcium	-	-	-	-	-	-	-	-	-	-	-	-	-	-	-	-	-	-	-	-	-
Chloride ion - Wet Soluble (ug/g)	35	-	-	-	-	-	-	-	-	-	-	-	-	-	-	-	-	-	-	-	-
Chloride ion - Wet Soluble (ug/L)	-	-	-	-	-	-	-	-	-	-	-	-	-	-	-	-	-	-	-	-	-
Chromium	60	*	33	*	*	38	*	*	*	55	51	53	21	*	*	34	33	*	31	*	*
Cobalt	50	11	7	8	20	9	<1	11	<1	8	13	8	4	12	<1	9	8	9	7	10	14
Copper	90	38	15	40	53	19	127	68	59	15	35	53	7	31	16	27	46	34	16	41	39
Iron	-	-	-	-	-	-	-	-	-	-	-	-	-	-	-	-	-	-	-	-	-
Lead	100	<30	<30	66	<30	<30	572	51	<30	<30	<30	34	<30	<30	<30	<30	<30	<30	<30	<30	<30
Magnesium	-	-	-	-	-	-	-	-	-	-	-	-	-	-	-	-	-	-	-	-	-
Manganese	-	-	-	-	-	-	-	-	-	-	-	-	-	-	-	-	-	-	-	-	-
Mercury	15	0.21	0.02	0.064	0.04	0.02	0.48	0.12	1.35	0.02	0.05	0.03	0.02	0.05	0.05	0.04	0.03	0.07	0.02	0.13	0.05
Molybdenum	10	<4	<4	<4	<4	<4	<4	<4	<4	<4	<4	<4	<4	<4	<4	<4	<4	<4	<4	<4	<4
Nickel	100	44	33	31	73	38	44	52	25	35	53	30	18	50	5	32	30	39	33	46	45
Selenium	3	<3	<3	<3	<3	<3	<3	<3	<3	<3	<3	<3	<3	<3	<3	<3	<3	<3	<3	<3	<3
Silver	20	<2	<2	<2	<2	<2	<2	<2	<2	<2	<2	<2	<2	<2	<2	<2	<2	<2	<2	<2	<2
Sodium	-	-	-	-	-	-	-	-	-	-	-	-	-	-	-	-	-	-	-	-	-
Sodium - Wet Soluble	200	-	-	-	-	-	-	-	-	-	-	-	-	-	-	-	-	-	-	-	-
Sodium - Wet Soluble (ug/L)	-	-	-	-	-	-	-	-	-	-	-	-	-	-	-	-	-	-	-	-	-
Strontium	-	-	-	-	-	-	-	-	-	-	-	-	-	-	-	-	-	-	-	-	-
Sulphide	-	-	-	-	-	-	-	-	-	-	-	-	-	-	-	-	-	-	-	-	-
Thallium	-	-	-	-	-	-	-	-	-	-	-	-	-	-	-	-	-	-	-	-	-
Tin	50	<5	<5	<5	<5	<5	9	17	12	<5	<5	<5	<5	<5	<5	<5	<5	<5	<5	<5	<5
Titanium	-	-	-	-	-	-	-	-	-	-	-	-	-	-	-	-	-	-	-	-	-
Uranium	-	-	-	-	-	-	-	-	-	-	-	-	-	-	-	-	-	-	-	-	-
Vanadium	200	57	37	35	67	42	30	53	121	39	54	39	13	38	7	21	30	42	36	42	55
Zinc	150	140	38	134	108	46	489	*	545	43	68	151	23	68	109	56	52	76	37	65	66

Notes
All units in ug/g, unless otherwise noted.
"-" indicates that there is no applicable standard
Red cells indicates parameter exceeds BC CS

Table 7
Soil Analytical Results Compared to CSR Schedule 7 - Metals
Lots 2 and 4, Surrey-Brownsville Site

Area ID	BC CSR IL (Relocation to Non-Ag)	2	2	2	2	2	2	2	2	2	2	2	2	1	1	
Station ID		2-BH29	2-BH29	2-BH29	2-BH3	2-BH5	2-BH6	2-BH8	2-BH9	4-BH1	4-BH2	4-BH3	4-BH3	4-BH3	4-BH4	4-BH4
Field label		BH29-4	BH29-5	BH29-6	BH3-3A	BH5-4	BH6-5	BH8-3	BH9-4	BH1 1-2 @ 5'	BH 2 2-3@7.5'	BH 3 3-2 @ 4'	BH3 3-3 @ 7.5'	BH 3 3-4 @ 10'	BH 4 4-2A @ 5'	BH 4 4-3A @ 7'
Duplicate ID																BH 4 4-3B @ 7' duplic
Date		16/Jul/98	16/Jul/98	16/Jul/98	15/Jul/98	15/Jul/98	15/Jul/98	15/Jul/98	15/Jul/98	16/Jul/98	16/Jul/98	16/Jul/98	16/Jul/98	16/Jul/98	16/Jul/98	16/Jul/98
Lab report ID		XT_CanTest-1998	XT_CanTest-1998	XT_CanTest-1998	XT_CanTest-1998	XT_CanTest-1998	XT_CanTest-1998	XT_CanTest-1998	XT_CanTest-1998	8072728	8072728	8072728	8072728	8072728	8072728	8072728
Consultants		NEXT	NEXT	NEXT	NEXT	NEXT	NEXT	NEXT	NEXT	NEXT	NEXT	NEXT	NEXT	NEXT	NEXT	NEXT
Depth (m)		3	3.5	4.3	1.5	3	3.7	2.3	3	1.5	2.3	1.2	2.3	3	1.5	2.1
Aluminum	-	-	-	-	-	-	-	-	-	31700	10500	5350	1140	25700	7580	3820
Antimony	20	<10	<10	<10	<10	<10	<10	<10	<10	<10	<10	4520	<10	<10	<10	<10
Arsenic	15	<10	<10	13	<10	<10	<10	<10	<10	<10	<10	<10	<10	<10	<10	<10
Barium	400	88	132	103	33	79	126	111	116	172	73	207	69	172	45	57
Beryllium	4	<1	<1	<1	<1	<1	<1	<1	<1	<1	<1	<1	<1	<1	<1	<1
Boron	-	-	-	-	-	-	-	-	-	10	4	16	22	11	3	11
Cadmium	1.5	<0.3	<0.3	<0.3	<0.3	<0.3	<0.3	<0.3	1.4	1	<0.3	60.7	<0.3	<0.3	<0.3	0.5
Calcium	-	-	-	-	-	-	-	-	-	9540	8910	42400	251000	6800	8050	423
Chloride ion - Wet Soluble (ug/g)	35	-	-	-	-	-	-	-	-	-	-	-	-	-	-	-
Chloride ion - Wet Soluble (ug/L)	-	-	-	-	-	-	-	-	-	-	-	-	-	-	-	-
Chromium	60	35	*	*	30	41	*	48	*	74	46	42500	1520	1879	128	391
Cobalt	50	9	14	13	6	8	12	12	7	12	9	<1	<1	<1	5	<1
Copper	90	24	41	53	10	17	30	31	54	65	20	124	14	33	13	1240
Iron	-	-	-	-	-	-	-	-	-	31900	20500	19400	2610	29400	13300	5290
Lead	100	<30	<30	<30	<30	<30	<30	<30	103	216	<30	<30	35	<30	<30	224
Magnesium	-	-	-	-	-	-	-	-	-	10500	8620	2860	2180	7980	4800	2150
Manganese	-	-	-	-	-	-	-	-	-	556	408	172	99.6	219	205	108
Mercury	15	0.03	0.06	0.07	0.01	0.02	0.03	0.03	0.09	0.13	0.04	0.18	0.03	0.06	0.02	0.12
Molybdenum	10	<4	<4	<4	<4	<4	<4	<4	<4	<4	<4	<4	<4	<4	<4	<4
Nickel	100	40	56	43	22	34	41	45	29	46	37	18	3	41	21	11
Selenium	3	<3	<3	<3	<3	<3	<3	<3	<3	<3	<3	<3	<3	<3	<3	<3
Silver	20	<2	<2	<2	<2	<2	<2	<2	<2	<2	<2	<2	<2	<2	<2	<2
Sodium	-	-	-	-	-	-	-	-	-	840	363	952	1560	1240	249	556
Sodium - Wet Soluble	200	-	-	-	-	-	-	-	-	-	-	-	-	-	-	-
Sodium - Wet Soluble (ug/L)	-	-	-	-	-	-	-	-	-	-	-	-	-	-	-	-
Strontium	-	-	-	-	-	-	-	-	-	62	34	147	410	38	24	20
Sulphide	-	-	-	-	-	-	-	-	-	-	-	-	-	-	-	-
Thallium	-	-	-	-	-	-	-	-	-	-	-	-	-	-	-	-
Tin	50	<5	<5	<5	<5	<5	<5	<5	6	5	<5	38	<5	<5	<5	67
Titanium	-	-	-	-	-	-	-	-	-	1140	465	303	32	480	429	371
Uranium	-	-	-	-	-	-	-	-	-	-	-	-	-	-	-	-
Vanadium	200	40	57	49	27	39	57	54	37	78	43	36	4	60	30	18
Zinc	150	47	82	93	42	41	126	64	*	226	48	385	80	65	33	136

Notes
All units in ug/g, unless otherwise noted.
"-" indicates that there is no applicable standard
Red cells indicates parameter exceeds BC CS

Table 7
Soil Analytical Results Compared to CSR Schedule 7 - Metals
Lots 2 and 4, Surrey-Brownsville Site

Area ID	BC CSR IL (Relocation to Non-Ag)	1	1	1	1	2	2	2	1, 2, 26, 27	1, 2, 26, 27	1, 2, 26, 27	1, 2, 26, 27	1, 2, 26, 27	1, 2, 26, 27
Station ID		4-BH4	4-BH4	4-BH5	4-BH5	MV-11BH-01M	MV-11BH-01M	MV-11BH-01M	MV-11BH-02M	MV-11BH-02M	MV-11BH-02M	MV-11BH-03M	V-11BH-03M	V-11BH-03M
Field label		4 4-3B @ 7' duplid	BH 4 4-4A @ 9'	BH 5 5-1 @ 2.5'	BH 5 5-2 @ 5'	MV-11BH-01M-2	MV-11BH-01M-3	MV-11BH-01M-4	MV-11BH-02M-3	MV-11BH-02M-4	MV-11BH-02M-5	MV-11BH-03M-3	V-11BH-03M-3	V-11BH-03M-3
Duplicate ID		BH 4 4-3A @ 7'												
Date		16/Jul/98	16/Jul/98	16/Jul/98	16/Jul/98	16/Dec/11	16/Dec/11	16/Dec/11	17/Dec/11	17/Dec/11	17/Dec/11	17/Dec/11	17/Dec/11	17/Dec/11
Lab report ID		8072728	8072728	8072728	8072728	11V560293	11V560293	11V560293	11V560614	11V560614	11V560614	11V560614	11V560614	11V560614
Consultants		NEXT	NEXT	NEXT	NEXT	Franz	Franz	Franz	Franz	Franz	Franz	Franz	Franz	Franz
Depth (m)		2.1	2.7	0.8	1.5	2-3	3-4	4.5-5	2-3	3-4	4.5-5	2-3	3-4	4.5-5
Aluminum	-	8150	27300	8750	11000	-	-	-	-	-	-	-	-	-
Antimony	20	3260	<10	<10	<10	0.52	1.65	0.61	0.47	0.28	0.79	0.29	0.55	0.65
Arsenic	15	15.35	<10	<10	<10	5.9	4.2	5.5	4.9	3.1	7.6	4.0	5.1	9.3
Barium	400	34	173	42	44	99.1	123.0	101.0	83.3	75.1	87.6	53.1	125.0	150.0
Beryllium	4	<1	<1	<1	<1	0.34	0.18	0.31	0.29	0.21	0.29	0.17	0.40	0.53
Boron	-	35	9	2	3	0.3	13.7	1.2	0.1	<0.1	0.6	0.2	0.5	0.4
Cadmium	1.5	1.0	<0.3	<0.3	<0.3	0.40	0.39	0.30	0.27	0.14	0.40	0.16	0.26	0.28
Calcium	-	11800	4120	7290	7190	-	-	-	-	-	-	-	-	-
Chloride ion - Wet Soluble (ug/g)	35	-	-	-	-	-	-	-	-	-	45	4	-	-
Chloride ion - Wet Soluble (ug/L)	-	-	-	-	-	-	-	-	-	-	101000	11000	-	-
Chromium	60	26500	121	52	30	38	31	38	34	28	885	44	50	47
Cobalt	50	<1	10	4	4	12.3	6.6	11.0	10.6	7.7	10.5	6.4	15.7	11.8
Copper	90	657	25	18	18	32.7	30.2	30.3	25.4	15.8	30.0	18.9	37.9	42.4
Iron	-	9300	28600	9080	14000	-	-	-	-	-	-	-	-	-
Lead	100	<30	<30	<30	<30	6.02	33.60	8.55	4.85	2.74	12.20	5.72	7.24	8.25
Magnesium	-	3230	8320	3460	4340	-	-	-	-	-	-	-	-	-
Manganese	-	203	233	176	234	-	-	-	-	-	-	-	-	-
Mercury	15	0.14	0.05	0.02	0.02	0.04	0.12	0.06	0.04	0.02	0.11	0.03	0.05	0.06
Molybdenum	10	<4	<4	<4	<4	1.14	1.03	0.84	1.00	0.49	0.59	0.38	0.82	2.60
Nickel	100	22	37	11	12	45.8	36.5	38.4	39.3	32.1	35.9	23.7	47.0	39.3
Selenium	3	<3	<3	<3	<3	0.6	0.3	0.5	0.7	0.3	0.4	0.2	0.7	0.8
Silver	20	<2	<2	<2	<2	0.10	0.10	0.09	0.08	<0.05	0.07	<0.05	0.11	0.13
Sodium	-	791	2160	232	244	-	-	-	-	-	-	-	-	-
Sodium - Wet Soluble	200	-	-	-	-	-	-	-	-	-	6	3	-	-
Sodium - Wet Soluble (ug/L)	-	-	-	-	-	-	-	-	-	-	13000	8000	-	-
Strontium	-	48	43	22	22	-	-	-	-	-	-	-	-	-
Sulphide	-	-	-	-	-	-	-	-	-	-	-	-	-	-
Thallium	-	-	-	-	-	0.11	0.06	0.10	0.08	0.06	0.09	0.06	0.12	0.14
Tin	50	49	<5	<5	<5	0.52	4.77	0.93	0.60	0.62	6.51	1.16	0.96	0.94
Titanium	-	551	433	244	497	-	-	-	-	-	-	-	-	-
Uranium	-	-	-	-	-	0.68	0.67	0.73	0.61	0.33	0.63	0.36	0.87	1.80
Vanadium	200	41	64	16	33	48	31	49	44	33	45	35	59	64
Zinc	150	390	62	38	33	67	111	71	55	40	66	38	69	72

Notes
All units in ug/g, unless otherwise noted.
"-" indicates that there is no applicable standar
Red cells indicates parameter exceeds BC CS

Table 8
Soil Analytical Results - Polycyclic Aromatic Hydrocarbons
Lots 2 and 4, Surrey-Brownsville Site

Area ID	CCME IL	BC CSR IL	2	2	1	2	1, 2, 26, 27	1, 2, 26, 27	1, 2, 26, 27	1, 2, 26, 27
Station ID			LI15	LI16	LI17	LI18	MV-11BH-02M	MV-11BH-02M	MV-11BH-03M	MV-11BH-03M
Field label			15-Feb	16-Feb	17-Feb	LI 18-1	MV-11BH-02M-5	MV-11BH-02M-6	MV-11BH-03M-3	MV-11BH-03M-4
Duplicate ID										
Date			21/Mar/94	21/Mar/94	21/Mar/94	21/Mar/94	17/Dec/11	17/Dec/11	17/Dec/11	17/Dec/11
Lab report ID			1675-K	1675-K	1675-K	1675-K	11V560614	11V560614	11V560614	11V560614
Consultants			SRK	SRK	SRK	SRK	Franz	Franz	Franz	Franz
Depth (m)			2.2 – 2.4	2.2 – 2.4	2.3 – 2.4	0.6 – 1.2	4.5 – 5	5 – 6	2 – 3	3 – 4
Grain Type			coarse	coarse	coarse	coarse	coarse	coarse	coarse	fine
Acenaphthene			0.28	-	<0.05	<0.1	<0.05	<0.05	0.01	0.25
Acenaphthylene	320	-	<0.05	<0.1	<0.05	<0.05	<0.01	0.41	0.01	<0.01
Anthracene	32	-	<0.05	<0.1	<0.05	<0.05	0.02	0.55	<0.02	<0.02
Benzo[a]anthracene	10	10	<0.05	<0.1	<0.05	<0.05	<0.02	2.83	<0.02	<0.02
Benzo[a]pyrene	72	10	<0.05	<0.1	<0.05	<0.05	<0.05	3.00	<0.05	<0.05
Benzo[b]fluoranthene	10	10	<0.05	<0.1	<0.05	0.09	<0.02	1.70	<0.02	<0.02
Benzo[ghi]perylene	-	-	<0.05	<0.1	<0.05	0.07	<0.05	1.50	<0.05	<0.05
Benzo[k]fluoranthene	10	10	<0.05	-	<0.05	-	<0.02	1.20	<0.02	<0.02
Chrysene	-	-	<0.05	<0.1	<0.05	0.05	<0.05	2.77	<0.05	<0.05
Dibenzo[a,h]anthracene	10	10	<0.05	<0.1	<0.05	<0.05	<0.02	0.49	<0.02	<0.02
Fluoranthene	180	-	0.05	0.2	<0.05	0.15	0.05	3.98	0.05	<0.05
Fluorene	0.25	-	<0.05	<0.1	<0.05	<0.05	0.02	0.22	<0.02	<0.02
High molecular weight PAHs	-	-	-	-	-	0.88	-	-	-	-
Indeno[1,2,3-cd]pyrene	10	10	0.06	<0.1	<0.05	0.06	<0.02	1.40	<0.02	<0.02
Low molecular weight PAHs	-	-	0.21	0.3	0.07	0.32	-	-	-	-
2-Methylnaphthalene	-	-	-	-	-	-	0.01	0.22	0.01	<0.01
Naphthalene	0.013	50	0.12	0.10	0.07	0.17	0.05	0.45	0.03	0.01
Phenanthrene	0.046	50	0.09	0.20	<0.05	0.15	0.09	1.08	0.04	0.02
Pyrene	100	100	0.05	0.2	<0.05	0.46	0.05	4.62	0.03	0.02
Total PAHs	-	-	-	-	-	1.2	-	-	-	-
Total PAHs IACR (Calculated) - Calculated	1	-	0.754	1.73	0.727	1.12	0.569	39.00	0.569	0.569
Total PAHs TEQ (calculated) - Calculated	5.3	-	0.212	0.23	0.211	0.121	0.115	4.246	0.115	0.115

Notes

All units in ug/g.

"-" indicates that there is no applicable standard or analyses were not performed.

Red cells indicates parameter exceeds CCME IL. (Current as of 14-November-2012)

Bold indicates parameter exceeds BC CSR IL. (Current as of 14-November-2012)

Table 9
Soil Analytical Results Compared to CSR Schedule 7 - PAHs
Lots 2 and 4, Surrey-Brownsville Site

Area ID	BC CSR IL (Relocation to Non-Ag)	2	2	1	2	1, 2, 26, 27	1, 2, 26, 27	1, 2, 26, 27	1, 2, 26, 27	
Station ID		LI15	LI16	LI17	LI18	MV-11BH-02M	MV-11BH-02M	MV-11BH-03M	MV-11BH-03M	
Field label		15-Feb	16-Feb	17-Feb	LI 18-1	MV-11BH-02M-5	MV-11BH-02M-6	MV-11BH-03M-3	MV-11BH-03M-4	
Duplicate ID										
Date		21/Mar/94	21/Mar/94	21/Mar/94	21/Mar/94	17/Dec/11	17/Dec/11	17/Dec/11	17/Dec/11	
Lab report ID		1675-K	1675-K	1675-K	1675-K	11V560614	11V560614	11V560614	11V560614	
Consultants		SRK	SRK	SRK	SRK	Franz	Franz	Franz	Franz	
Depth (m)		2.2 – 2.4	2.2 – 2.4	2.3 – 2.4	0.6 – 1.2	4.5 – 5	5 – 6	2 – 3	3 – 4	
Acenaphthene		-	<0.05	<0.1	<0.05	<0.05	0.01	0.25	<0.01	<0.01
Acenaphthylene		-	<0.05	<0.1	<0.05	<0.05	<0.01	0.41	0.01	<0.01
Anthracene	-	<0.05	<0.1	<0.05	<0.05	0.02	0.55	<0.02	<0.02	
Benzo[a]anthracene	1	<0.05	<0.1	<0.05	<0.05	<0.02	2.83	<0.02	<0.02	
Benzo[a]pyrene	1	<0.05	<0.1	<0.05	<0.05	<0.05	3.00	<0.05	<0.05	
Benzo[b]fluoranthene	1	<0.05	<0.1	<0.05	0.09	<0.02	1.70	<0.02	<0.02	
Benzo[ghi]perylene	-	<0.05	<0.1	<0.05	0.07	<0.05	1.50	<0.05	<0.05	
Benzo[k]fluoranthene	1	<0.05	-	<0.05	-	<0.02	1.20	<0.02	<0.02	
Chrysene	-	<0.05	<0.1	<0.05	0.05	<0.05	2.77	<0.05	<0.05	
Dibenzo[a,h]anthracene	1	<0.05	<0.1	<0.05	<0.05	<0.02	0.49	<0.02	<0.02	
Fluoranthene	-	0.05	0.2	<0.05	0.15	0.05	3.98	0.05	<0.05	
Fluorene	-	<0.05	<0.1	<0.05	<0.05	0.02	0.22	<0.02	<0.02	
High molecular weight PAHs	-	-	-	-	0.88	-	-	-	-	
Indeno[1,2,3-cd]pyrene	1	0.06	<0.1	<0.05	0.06	<0.02	1.40	<0.02	<0.02	
Low molecular weight PAHs	-	0.21	0.3	0.07	0.32	-	-	-	-	
2-Methylnaphthalene	-	-	-	-	-	0.01	0.22	0.01	<0.01	
Naphthalene	5	0.12	0.1	0.07	0.17	0.05	0.45	0.03	0.01	
Phenanthrene	5	0.09	0.2	<0.05	0.15	0.09	1.08	0.04	0.02	
Pyrene	10	0.05	0.2	<0.05	0.46	0.05	4.62	0.03	0.02	
Total PAHs	-	-	-	-	1.2	-	-	-	-	

Notes

All units in ug/g.

"-" indicates that there is no applicable standard or analyses were not performed.

Red cells indicates parameter exceeds BC CSR IL (Relocation to Non-Ag). (Current as of 15-November-2012)

Table 10
Soil Analytical Results - Petroleum Hydrocarbons
Lots 2 and 4, Surrey-Brownsville Site

Area ID					2	2	2	2	2	2	2	2	
Station ID					2-BH1	2-BH1	2-BH11	2-BH16	2-BH2	2-BH27	2-BH7	2-BH8	2-BH9
Field label					BH1-3A	BH1-3B-dup	BH11-3	BH16-3	BH2-1A	BH27-3	BH7-3	BH8-3	BH9-3
Duplicate ID					BH1-3B-dup	BH1-3A							
Date					15/Jul/98	15/Jul/98	15/Jul/98	16/Jul/98	15/Jul/98	16/Jul/98	15/Jul/98	15/Jul/98	15/Jul/98
Lab report ID					J-NEXT_CanTest-1998-soil	J-NEXT_CanTest-1998-soil	J-NEXT_CanTest-1998-soil	J-NEXT_CanTest-1998-soil	J-NEXT_CanTest-1998-soil	J-NEXT_CanTest-1998-soil	J-NEXT_CanTest-1998-soil	J-NEXT_CanTest-1998-soil	J-NEXT_CanTest-1998-soil
Consultants					NEXT	NEXT	NEXT	NEXT	NEXT	NEXT	NEXT	NEXT	NEXT
Depth (m)					1.8	1.8	2.3	2.3	0.5	2.3	2.4	2.3	2.3
Grain Type					coarse	coarse	coarse	coarse	coarse	coarse	fine	coarse	coarse
LEPH	-	-	-	-	2000	-	-	-	-	-	-	-	-
HEPH	-	-	-	-	5000	-	-	-	-	-	-	-	-
VPH (VH6-10) minus BTEX	-	-	-	-	200	<10	<10	<10	<10	<10	<10	<10	<10
F1 (C6-C10)	-	-	-	-	-	-	-	-	-	-	-	-	-
F1 (C6-C10) minus BTEX	170	240	170	240	-	-	-	-	-	-	-	-	-
F2 (C10-C16)	230	260	230	320	-	-	-	-	-	-	-	-	-
F3 (C16-C34)	2500	1700	5000	3500	-	-	-	-	-	-	-	-	-
F4 (C34-C50)	6600	3300	10000	10000	-	-	-	-	-	-	-	-	-

Area ID					2	1, 2, 26, 27	1, 2, 26, 27	1, 2, 26, 27
Station ID					4-BH3	MV-11BH-02M	MV-11BH-02M	MV-11BH-03M
Field label					BH3 3-3 @ 7.5'	MV-11BH-02M-5	MV-11BH-02M-6	MV-11BH-03M-3
Duplicate ID								
Date					16/Jul/98	17/Dec/11	17/Dec/11	17/Dec/11
Lab report ID					8072728	11V560614	11V560614	11V560614
Consultants					NEXT	Franz	Franz	Franz
Depth (m)					2.3	4.5 – 5	5 – 6	2 – 3
Grain Type					coarse	coarse	coarse	coarse
LEPH	-	-	-	-	2000	-	<25	<25
HEPH	-	-	-	-	5000	-	182	120
VPH (VH6-10) minus BTEX	-	-	-	-	200	<10	<10	<10
F1 (C6-C10)	-	-	-	-	-	<10	<10	<10
F1 (C6-C10) minus BTEX	170	240	170	240	-	<10	<10	<10
F2 (C10-C16)	230	260	230	320	-	<10	<10	16
F3 (C16-C34)	2500	1700	5000	3500	-	186	62	<10
F4 (C34-C50)	6600	3300	10000	10000	-	115	70	156

Notes

All units in ug/g.
 "-" indicates that there is no applicable standard or analyses were not performed.
 Red cells indicates parameter exceeds CCME IL (Fine, Surface). (Current as of 14-November-2012)
Bold indicates parameter exceeds CCME IL (Coarse, Surface). (Current as of 14-November-2012)
Underline indicates parameter exceeds CCME IL (Fine, Subsoil). (Current as of 14-November-2012)
Italic indicates parameter exceeds CCME IL (Coarse, Subsoil). (Current as of 14-November-2012)
 Italic and dark blue text indicates parameter exceeds BC CSR IL (STRINGENT). (Current as of 14-November-2012)

Table 11
Soil Analytical Results Compared to CSR Schedule 7 - Petroleum Hydrocarbons
Lots 2 and 4, Surrey-Brownsville Site

Area ID	BC CSR IL (Relocation to Non-Ag)	2	2	2	2	2	2	2	2	2	2	
Station ID		2-BH1	2-BH1	2-BH11	2-BH16	2-BH2	2-BH27	2-BH7	2-BH8	2-BH9	4-BH3	
Field label		BH1-3A	BH1-3B-dup	BH11-3	BH16-3	BH2-1A	BH27-3	BH7-3	BH8-3	BH9-3	BH3 3-3 @ 7.5'	
Duplicate ID		BH1-3B-dup	BH1-3A									
Date		15/Jul/98	15/Jul/98	15/Jul/98	16/Jul/98	15/Jul/98	16/Jul/98	15/Jul/98	15/Jul/98	15/Jul/98	16/Jul/98	
Lab report ID		J-NEXT_CanTest-1998-soil	J-NEXT_CanTest-1998-soil	J-NEXT_CanTest-1998-soil	J-NEXT_CanTest-1998-soil	J-NEXT_CanTest-1998-soil	J-NEXT_CanTest-1998-soil	J-NEXT_CanTest-1998-soil	J-NEXT_CanTest-1998-soil	J-NEXT_CanTest-1998-soil	J-NEXT_CanTest-1998-soil	8072728
Consultants		NEXT	NEXT	NEXT	NEXT	NEXT	NEXT	NEXT	NEXT	NEXT	NEXT	
Depth (m)		1.8	1.8	2.3	2.3	0.5	2.3	2.4	2.3	2.3	2.3	
HEPH		1000	-	-	-	-	-	-	-	-	-	-
LEPH		1000	-	-	-	-	-	-	-	-	-	-
VPH (VH6-10) minus BTEX	200	<10	<10	<10	<10	<10	<10	<10	<10	<10		
F1 (C6-C10)	-	-	-	-	-	-	-	-	-	-		
F1 (C6-C10) minus BTEX	-	-	-	-	-	-	-	-	-	-		
F2 (C10-C16)	-	-	-	-	-	-	-	-	-	-		
F3 (C16-C34)	-	-	-	-	-	-	-	-	-	-		
F4 (C34-C50)	-	-	-	-	-	-	-	-	-	-		

Area ID	BC CSR IL (Relocation to Non-Ag)	1, 2, 26, 27	1, 2, 26, 27	1, 2, 26, 27	1, 2, 26, 27	
Station ID		MV-11BH-02M	MV-11BH-02M	MV-11BH-03M	MV-11BH-03M	
Field label		MV-11BH-02M-5	MV-11BH-02M-6	MV-11BH-03M-3	MV-11BH-03M-4	
Duplicate ID						
Date		17/Dec/11	17/Dec/11	17/Dec/11	17/Dec/11	
Lab report ID		11V560614	11V560614	11V560614	11V560614	
Consultants		Franz	Franz	Franz	Franz	
Depth (m)		4.5 - 5	5 - 6	2 - 3	3 - 4	
HEPH		1000	182	120	26	<25
LEPH		1000	<25	<25	<25	<25
VPH (VH6-10) minus BTEX	200	<10	<10	<10	<10	
F1 (C6-C10)	-	<10	<10	<10	<10	
F1 (C6-C10) minus BTEX	-	<10	<10	<10	<10	
F2 (C10-C16)	-	<10	<10	16	33	
F3 (C16-C34)	-	186	62	<10	<10	
F4 (C34-C50)	-	115	70	156	<10	

Notes

All units in ug/g.

"-" indicates that there is no applicable standard or analyses were not performed.

Red cells indicates parameter exceeds BC CSR IL (Relocation to Non-Ag). (Current as of 15-November-2012)

Table 12
Soil Analytical Results - Phenol/Chlorophenols
Lots 2 and 4, Surrey-Brownsville Site

Area ID	CCME IL (Fine, Surface)	BC CSR IL (STRINGENT)	2	2	2	2	2	2	2	1	1, 2, 26, 27	1, 2, 26, 27	1, 2, 26, 27	1, 2, 26, 27	
Station ID			2-BH1	2-BH1	2-BH1	2-BH2	2-BH3	2-BH4	4-BH1	4-BH3	4-BH4	MV-11BH-02M	MV-11BH-02M	MV-11BH-03M	MV-11BH-03M
Field label			BH1-2A	BH1-2B	BH1-2B-dup	BH2-2A	BH3-2A	BH4-1	BH1 1-1 @ 1.5'	BH 3 3-2 @ 4'	BH 4 4-1A @ 2.5'	MV-11BH-02M-5	MV-11BH-02M-6	MV-11BH-03M-3	MV-11BH-03M-4
Duplicate ID				BH1-2B-dup	BH1-2B										
Date			15/Jul/98	15/Jul/98	15/Jul/98	15/Jul/98	15/Jul/98	15/Jul/98	16/Jul/98	16/Jul/98	16/Jul/98	17/Dec/11	17/Dec/11	17/Dec/11	17/Dec/11
Lab report ID			1998-soil_NEXT_KT_CanTest-1998	XT_CanTest-1998	XT_CanTest-1998	XT_CanTest-1998	XT_CanTest-1998	XT_CanTest-1998	8072728	8072728	8072728	11V560614	11V560614	11V560614	11V560614
Consultants			NEXT	NEXT	NEXT	NEXT	NEXT	NEXT	NEXT	NEXT	NEXT	Franz	Franz	Franz	Franz
Depth (m)			1.1	1.1	1.1	1.1	1.1	0.5	0.5	1.2	0.8	4.5 – 5	5 – 6	2 – 3	3 – 4
pH	6 to 8	-	5.6	-	5.3	7.5	6.4	6.0	5.6	7.3	7.3	6.4	-	6.2	6.3
4-Chloro-3-methylphenol	-	-	-	-	-	-	-	-	-	-	-	<0.005	<0.005	<0.005	<0.005
2-Chlorophenol	5	5	-	-	-	-	-	-	-	-	-	<0.002	<0.002	<0.002	<0.002
o-Cresol	-	10	-	-	-	-	-	-	-	-	-	<0.005	<0.005	<0.005	<0.005
m+p-Cresol	-	-	-	-	-	-	-	-	-	-	-	<0.005	<0.005	<0.005	<0.005
2,4-Dichlorophenol	5	5	-	-	-	-	-	-	-	-	-	<0.002	<0.002	<0.002	<0.002
2,6-Dichlorophenol	5	5	-	-	-	-	-	-	-	-	-	<0.005	<0.005	<0.005	<0.005
2,4-Dimethylphenol	10	10	-	-	-	-	-	-	-	-	-	<0.005	<0.005	<0.005	<0.005
2,4-Dinitrophenol	10	10	-	-	-	-	-	-	-	-	-	<0.005	<0.005	<0.005	<0.005
Dinoseb	-	620	-	-	-	-	-	-	-	-	-	<0.005	<0.005	<0.005	<0.005
2-Methyl 4,6-dinitrophenol	10	10	-	-	-	-	-	-	-	-	-	<0.005	<0.005	<0.005	<0.005
2-Nitrophenol	10	10	-	-	-	-	-	-	-	-	-	<0.005	<0.005	<0.005	<0.005
4-Nitrophenol	10	10	-	-	-	-	-	-	-	-	-	<0.005	<0.005	<0.005	<0.005
Pentachlorophenol	7.6	0.15 to 50	<0.005	0.07	0.07	<0.005	<0.005	<0.005	<0.005	<0.05	<0.005	<0.005	<0.005	<0.005	<0.005
Phenol	3.8	10	-	-	-	-	-	-	-	-	-	<0.002	<0.002	<0.002	<0.002
2,3,4,5-Tetrachlorophenol	5	5	<0.005	0.01	0.01	<0.005	<0.005	<0.005	<0.005	0.13	<0.005	<0.005	<0.005	<0.005	<0.005
2,3,4,6-Tetrachlorophenol	5	5	<0.005	0.03	0.03	0.01	<0.005	<0.005	<0.005	0.35	<0.005	<0.005	<0.005	<0.005	<0.005
2,3,5,6-Tetrachlorophenol	5	5	-	-	-	-	-	-	-	-	<0.005	<0.005	<0.005	<0.005	<0.005
2,4,6-Tribromophenol	-	-	-	-	-	-	-	97	77	110	-	-	-	-	-
2,3,4-Trichlorophenol	5	5	<0.01	<0.01	<0.01	<0.01	<0.01	<0.01	<0.01	0.11	<0.01	<0.005	<0.005	<0.005	<0.005
2,3,5-Trichlorophenol	5	5	<0.01	<0.01	<0.01	<0.01	<0.01	<0.01	<0.01	<0.1	<0.01	<0.005	<0.005	<0.005	<0.005
2,3,6-Trichlorophenol	5	5	<0.01	<0.01	<0.01	<0.01	<0.01	<0.01	<0.01	<0.1	<0.01	<0.005	<0.005	<0.005	<0.005
2,4,5-Trichlorophenol	5	5	<0.01	0.04	0.04	<0.01	<0.01	<0.01	<0.01	<0.1	<0.01	<0.005	<0.005	<0.005	<0.005
2,4,6-Trichlorophenol	5	5	<0.01	<0.01	<0.01	<0.01	<0.01	<0.01	<0.01	0.14	<0.01	<0.005	<0.005	<0.005	<0.005
3,4,5-Trichlorophenol	5	5	<0.01	0.02	0.02	<0.01	0.03	<0.01	<0.01	<0.1	<0.01	<0.005	<0.005	<0.005	<0.005

Notes

All units in ug/g, unless otherwise noted.

"-" indicates that there is no applicable standard or analyses were not performed.

Red cells indicates parameter exceeds CCME IL. (Current as of 14-November-2012)

Bold indicates parameter exceeds BC CSR IL. (Current as of 14-November-2012)

Table 13
Soil Analytical Results Compared to CSR Schedule 7 - Phenols/Chlorophenols
Lots 2 and 4, Surrey-Brownsville Site

Area ID	BC CSR IL (Relocation to Non-Ag)	2	2	2	2	2	2	2	2	1	1, 2, 26, 27	1, 2, 26, 27	1, 2, 26, 27	1, 2, 26, 27
Station ID		2-BH1	2-BH1	2-BH1	2-BH2	2-BH3	2-BH4	4-BH1	4-BH3	4-BH4	MV-11BH-02M	MV-11BH-02M	MV-11BH-03M	MV-11BH-03M
Field label		BH1-2A	BH1-2B	BH1-2B-dup	BH2-2A	BH3-2A	BH4-1	BH1 1-1 @1.5'	BH 3 3-2 @ 4'	BH 4 4-1A @ 2.5'	MV-11BH-02M-5	MV-11BH-02M-6	MV-11BH-03M-3	MV-11BH-03M-4
Duplicate ID			BH1-2B-dup	BH1-2B										
Date		15/Jul/98	15/Jul/98	15/Jul/98	15/Jul/98	15/Jul/98	15/Jul/98	16/Jul/98	16/Jul/98	16/Jul/98	17/Dec/11	17/Dec/11	17/Dec/11	17/Dec/11
Lab report ID		1998-soil, NEXT	KT CanTest-1998	XT CanTest-1998	XT CanTest-1998	XT CanTest-1998	XT CanTest-1998	8072728	8072728	8072728	11V560614	11V560614	11V560614	11V560614
Consultants		NEXT	NEXT	NEXT	NEXT	NEXT	NEXT	NEXT	NEXT	NEXT	Franz	Franz	Franz	Franz
Depth (m)		1.1	1.1	1.1	1.1	1.1	0.5	0.5	1.2	0.8	4.5 – 5	5 – 6	2 – 3	3 – 4
4-Chloro-3-methylphenol	-	-	-	-	-	-	-	-	-	-	<0.005	<0.005	<0.005	<0.005
2-Chlorophenol	0.5	-	-	-	-	-	-	-	-	-	<0.002	<0.002	<0.002	<0.002
o-Cresol	1	-	-	-	-	-	-	-	-	-	<0.005	<0.005	<0.005	<0.005
m+p-Cresol	1	-	-	-	-	-	-	-	-	-	<0.005	<0.005	<0.005	<0.005
2,4-Dichlorophenol	0.5	-	-	-	-	-	-	-	-	-	<0.002	<0.002	<0.002	<0.002
2,6-Dichlorophenol	0.5	-	-	-	-	-	-	-	-	-	<0.005	<0.005	<0.005	<0.005
2,4-Dimethylphenol	1	-	-	-	-	-	-	-	-	-	<0.005	<0.005	<0.005	<0.005
2,4-Dinitrophenol	1	-	-	-	-	-	-	-	-	-	<0.005	<0.005	<0.005	<0.005
Dinoseb	-	-	-	-	-	-	-	-	-	-	<0.005	<0.005	<0.005	<0.005
2-Methyl 4,6-dinitrophenol	1	-	-	-	-	-	-	-	-	-	<0.005	<0.005	<0.005	<0.005
2-Nitrophenol	1	-	-	-	-	-	-	-	-	-	<0.005	<0.005	<0.005	<0.005
4-Nitrophenol	1	-	-	-	-	-	-	-	-	-	<0.005	<0.005	<0.005	<0.005
Pentachlorophenol	0.15	<0.005	0.07	0.07	<0.005	<0.005	<0.005	<0.005	<0.05	<0.005	<0.005	<0.005	<0.005	<0.005
Phenol	1	-	-	-	-	-	-	-	-	-	<0.002	<0.002	<0.002	<0.002
2,3,4,5-Tetrachlorophenol	0.5	<0.005	0.01	0.01	<0.005	<0.005	<0.005	<0.005	0.13	<0.005	<0.005	<0.005	<0.005	<0.005
2,3,4,6-Tetrachlorophenol	0.5	<0.005	0.03	0.03	0.01	<0.005	<0.005	<0.005	0.35	<0.005	<0.005	<0.005	<0.005	<0.005
2,3,5,6-Tetrachlorophenol	0.5	-	-	-	-	-	-	-	-	-	<0.005	<0.005	<0.005	<0.005
2,4,6-Tribromophenol	-	-	-	-	-	-	-	97	77	110	-	-	-	-
2,3,4-Trichlorophenol	0.5	<0.01	<0.01	<0.01	<0.01	<0.01	<0.01	<0.01	0.11	<0.01	<0.005	<0.005	<0.005	<0.005
2,3,5-Trichlorophenol	0.5	<0.01	<0.01	<0.01	<0.01	<0.01	<0.01	<0.01	<0.1	<0.01	<0.005	<0.005	<0.005	<0.005
2,3,6-Trichlorophenol	0.5	<0.01	<0.01	<0.01	<0.01	<0.01	<0.01	<0.01	<0.1	<0.01	<0.005	<0.005	<0.005	<0.005
2,4,5-Trichlorophenol	0.5	<0.01	0.04	0.04	<0.01	0.01	<0.01	<0.01	<0.1	<0.01	<0.005	<0.005	<0.005	<0.005
2,4,6-Trichlorophenol	0.5	<0.01	<0.01	<0.01	<0.01	<0.01	<0.01	<0.01	0.14	<0.01	<0.005	<0.005	<0.005	<0.005
3,4,5-Trichlorophenol	0.5	<0.01	0.02	0.02	<0.01	0.03	<0.01	<0.01	<0.1	<0.01	<0.005	<0.005	<0.005	<0.005

Notes

All units in ug/g, unless otherwise noted.

"-" indicates that there is no applicable standard or analyses were not performed.

Red cells indicates parameter exceeds BC CSR IL (Relocation to Non-Ag). (Current as of 15-November-2012)

Table 14
Soil Analytical Results - Volatile Organic Compounds
Lots 2 and 4, Surrey-Brownsville Site

Area ID			2	2	2	2	2	2	2	2	2	2	2	
Station ID	CCME IL	BC CSR IL	LI15	2-BH1	2-BH1	2-BH11	2-BH16	2-BH2	2-BH27	2-BH7	2-BH8	2-BH9	4-BH3	MV-11BH-01M
Field label			LI 15-3	BH1-3A	BH1-3B-dup	BH1-3A	BH11-3	BH16-3	BH2-1A	BH27-3	BH7-3	BH8-3	BH9-3	BH3 3-3 @ 7.5'
Duplicate ID				BH1-3B-dup	BH1-3A									
Date			21/Mar/94	15/Jul/98	15/Jul/98	15/Jul/98	16/Jul/98	15/Jul/98	16/Jul/98	15/Jul/98	15/Jul/98	15/Jul/98	16/Jul/98	16/Dec/11
Lab report ID			1675-K	XT_CanTest-1998	J-NEXT_CanTest-1998-soil	J-NEXT_CanTest-1998-soil	J-NEXT_CanTest-1998-soil	J-NEXT_CanTest-1998-soil	J-NEXT_CanTest-1998-soil	J-NEXT_CanTest-1998-soil	J-NEXT_CanTest-1998-soil	J-NEXT_CanTest-1998-soil	8072728	11V560293
Consultants			SRK	NEXT	NEXT	NEXT	NEXT	NEXT	NEXT	NEXT	NEXT	NEXT	NEXT	Franz
Depth (m)			2.4 - 3.3	1.8	1.8	2.3	2.3	0.5	2.3	2.4	2.3	2.3	2.3	4.5 - 5
Acetone	-	54000	-	-	-	-	-	-	-	-	-	-	-	<0.5
Bromodichloromethane	-	18	-	<0.01	<0.01	<0.01	<0.01	<0.01	<0.01	<0.01	<0.01	<0.01	<0.01	<0.05
Bromoform	-	2200	-	<0.01	<0.01	<0.01	<0.01	<0.01	<0.01	<0.01	<0.01	<0.01	<0.01	<0.05
Bromomethane	-	13	-	<0.04	<0.04	<0.04	<0.04	<0.04	<0.04	<0.04	<0.04	<0.04	<0.04	<0.05
Carbon tetrachloride	50	50	-	<0.01	<0.01	<0.01	<0.01	<0.01	<0.01	<0.01	<0.01	<0.01	<0.01	<0.025
Chlorobenzene	10	10	-	<0.01	<0.01	<0.01	<0.01	<0.01	<0.01	<0.01	<0.01	<0.01	<0.01	<0.05
Chlorodibromomethane	-	26	-	<0.01	<0.01	<0.01	<0.01	<0.01	<0.01	<0.01	<0.01	<0.01	<0.01	<0.05
Chloroethane	-	65	-	<0.02	<0.02	<0.02	<0.02	<0.02	<0.02	<0.02	<0.02	<0.02	<0.02	<0.05
Chloroform	50	50	-	<0.01	<0.01	<0.01	<0.01	<0.01	<0.01	<0.01	<0.01	<0.01	<0.01	<0.05
Chloromethane	-	180	-	<0.04	<0.04	<0.04	<0.04	<0.04	<0.04	<0.04	<0.04	<0.04	<0.04	<0.05
Dibromomethane	-	230	-	<0.01	<0.01	<0.01	<0.01	<0.01	<0.01	<0.01	<0.01	<0.01	<0.01	-
1,2-Dichlorobenzene	10	10	-	<0.01	<0.01	<0.01	<0.01	<0.01	<0.01	<0.01	<0.01	<0.01	<0.01	<0.05
1,3-Dichlorobenzene	10	10	-	<0.01	<0.01	<0.01	<0.01	<0.01	<0.01	<0.01	<0.01	<0.01	<0.01	<0.05
1,4-Dichlorobenzene	10	10	-	<0.01	<0.01	<0.01	<0.01	<0.01	<0.01	<0.01	<0.01	<0.01	<0.01	<0.05
Dichlorodifluoromethane	-	310	-	<0.02	<0.02	<0.02	<0.02	<0.02	<0.02	<0.02	<0.02	<0.02	<0.02	-
1,1-Dichloroethane	50	50	-	<0.01	<0.01	<0.01	<0.01	<0.01	<0.01	<0.01	<0.01	<0.01	<0.01	<0.05
1,2-Dichloroethane	50	50	-	<0.02	<0.02	<0.02	<0.02	<0.02	<0.02	<0.02	<0.02	<0.02	<0.02	<0.05
1,1-Dichloroethene	50	50	-	<0.01	<0.01	<0.01	<0.01	<0.01	<0.01	<0.01	<0.01	<0.01	<0.01	<0.05
cis-1,2-Dichloroethene	-	50	-	<0.01	<0.01	<0.01	<0.01	<0.01	<0.01	<0.01	<0.01	<0.01	<0.01	<0.05
trans-1,2-Dichloroethene	-	50	-	<0.01	<0.01	<0.01	<0.01	<0.01	<0.01	<0.01	<0.01	<0.01	<0.01	<0.05
Dichloromethane	50	50	-	<0.3	<0.3	<0.3	<0.3	<0.3	<0.3	<0.3	<0.3	<0.3	<0.3	<0.05
1,2-Dichloropropane	50	50	-	<0.01	<0.01	<0.01	<0.01	<0.01	<0.01	<0.01	<0.01	<0.01	<0.01	<0.05
cis-1,3-Dichloropropene	-	50	-	<0.01	<0.01	<0.01	<0.01	<0.01	<0.01	<0.01	<0.01	<0.01	<0.01	<0.05
trans-1,3-Dichloropropene	-	50	-	<0.01	<0.01	<0.01	<0.01	<0.01	<0.01	<0.01	<0.01	<0.01	<0.01	<0.05
Ethylene dibromide	-	0.73	-	-	-	-	-	-	-	-	-	-	<0.01	<0.05
2-Hexanone	-	-	-	<0.5	<0.5	<0.5	<0.5	<0.5	<0.5	<0.5	<0.5	<0.5	<0.5	-
Methyl ethyl ketone	-	110000	-	<0.5	<0.5	<0.5	<0.5	<0.5	<0.5	<0.5	<0.5	<0.5	<0.5	<0.5
Methyl isobutyl ketone	-	47000	-	<0.2	<0.2	<0.2	<0.2	<0.2	<0.2	<0.2	<0.2	<0.2	<0.2	<0.5
Methyl tert-butyl ether	-	700	-	-	-	-	-	-	-	-	-	-	-	<0.05
1,1,1,2-Tetrachloroethane	-	73	-	-	-	-	-	-	-	-	-	-	-	<0.05
1,1,2,2-Tetrachloroethane	50	9.3	-	<0.01	<0.01	<0.01	<0.01	<0.01	<0.01	<0.01	<0.01	<0.01	<0.01	<0.05
Tetrachloroethene	0.6	5	-	<0.01	<0.01	<0.01	<0.01	<0.01	<0.01	<0.01	<0.01	<0.01	<0.01	<0.05
1,2,4-Trichlorobenzene	10	10	-	-	-	-	-	-	-	-	-	-	-	<0.05
1,1,1-Trichloroethane	50	50	-	<0.01	<0.01	<0.01	<0.01	<0.01	<0.01	<0.01	<0.01	<0.01	<0.01	<0.05
1,1,2-Trichloroethane	50	50	-	<0.01	<0.01	<0.01	<0.01	<0.01	<0.01	<0.01	<0.01	<0.01	<0.01	<0.05
Trichloroethene	0.01	0.015	-	<0.01	<0.01	<0.01	<0.01	<0.01	<0.01	<0.01	<0.01	<0.01	<0.01	<0.05
Trichlorofluoromethane	-	2000	-	<0.01	<0.01	<0.01	<0.01	<0.01	<0.01	<0.01	<0.01	<0.01	<0.01	<0.05
Trimethylbenzenes	-	-	<0.05	-	-	-	-	-	-	-	-	-	-	-
Vinyl chloride	-	7.5	-	<0.02	<0.02	<0.02	<0.02	<0.02	<0.02	<0.02	<0.02	<0.02	<0.02	<0.05

Notes
All units in ug/g.
"-" indicates that there is no applicable standard or analyses were not performed.
Red cells indicates parameter exceeds CCME IL. (Current as of 14-November-2012)
Bold indicates parameter exceeds BC CSR IL. (Current as of 14-November-2012)

Table 14
Soil Analytical Results - Volatile Organic Compounds
Lots 2 and 4, Surrey-Brownsville Site

Area ID	Station ID	Field label	Duplicate ID	Date	Lab report ID	Consultants	Depth (m)	CCME IL	BC CSR IL	2	1, 2, 26, 27	1, 2, 26, 27	1, 2, 26, 27	1, 2, 26, 27
										MV-11BH-01M	MV-11BH-02M	MV-11BH-02M	MV-11BH-03M	MV-11BH-03M
										MV-Dup	MV-11BH-02M-5	MV-11BH-02M-6	MV-11BH-03M-3	MV-11BH-03M-4
										MV-11BH-01M-4				
										16/Dec/11	17/Dec/11	17/Dec/11	17/Dec/11	17/Dec/11
										11V560293	11V560614	11V560614	11V560614	11V560614
										Franz	Franz	Franz	Franz	Franz
										4.5 - 5	4.5 - 5	5 - 6	2 - 3	3 - 4
Acetone	-	-	-	-	-	-	-	54000		<0.5	<0.5	<0.5	<0.5	<0.5
Bromodichloromethane	-	-	-	-	-	-	-	18		<0.05	<0.05	<0.05	<0.05	<0.05
Bromoform	-	-	-	-	-	-	-	2200		<0.05	<0.05	<0.05	<0.05	<0.05
Bromomethane	-	-	-	-	-	-	-	13		<0.05	<0.05	<0.05	<0.05	<0.05
Carbon tetrachloride	50	50	-	-	-	-	-	50		<0.025	<0.025	<0.025	<0.025	<0.025
Chlorobenzene	10	10	-	-	-	-	-	10		<0.05	<0.05	<0.05	<0.05	<0.05
Chlorodibromomethane	-	-	-	-	-	-	-	26		<0.05	<0.05	<0.05	<0.05	<0.05
Chloroethane	-	-	-	-	-	-	-	65		<0.05	<0.05	<0.05	<0.05	<0.05
Chloroform	50	50	-	-	-	-	-	50		<0.05	<0.05	<0.05	<0.05	<0.05
Chloromethane	-	-	-	-	-	-	-	160		<0.05	<0.05	<0.05	<0.05	<0.05
Dibromomethane	-	-	-	-	-	-	-	230		-	-	-	-	-
1,2-Dichlorobenzene	10	10	-	-	-	-	-	10		<0.05	<0.05	<0.05	<0.05	<0.05
1,3-Dichlorobenzene	10	10	-	-	-	-	-	10		<0.05	<0.05	<0.05	<0.05	<0.05
1,4-Dichlorobenzene	10	10	-	-	-	-	-	10		<0.05	<0.05	<0.05	<0.05	<0.05
Dichlorodifluoromethane	-	-	-	-	-	-	-	310		-	-	-	-	-
1,1-Dichloroethane	50	50	-	-	-	-	-	50		<0.05	<0.05	<0.05	<0.05	<0.05
1,2-Dichloroethane	50	50	-	-	-	-	-	50		<0.05	<0.05	<0.05	<0.05	<0.05
1,1-Dichloroethene	50	50	-	-	-	-	-	50		<0.05	<0.05	<0.05	<0.05	<0.05
cis-1,2-Dichloroethene	-	-	-	-	-	-	-	50		<0.05	<0.05	<0.05	<0.05	<0.05
trans-1,2-Dichloroethene	-	-	-	-	-	-	-	50		<0.05	<0.05	<0.05	<0.05	<0.05
Dichloromethane	50	50	-	-	-	-	-	50		<0.05	<0.05	<0.05	<0.05	<0.05
1,2-Dichloropropane	50	50	-	-	-	-	-	50		<0.05	<0.05	<0.05	<0.05	<0.05
cis-1,3-Dichloropropene	-	-	-	-	-	-	-	50		<0.05	<0.05	<0.05	<0.05	<0.05
trans-1,3-Dichloropropene	-	-	-	-	-	-	-	50		<0.05	<0.05	<0.05	<0.05	<0.05
Ethylene dibromide	-	-	-	-	-	-	-	0.73		<0.05	<0.05	<0.05	<0.05	<0.05
2-Hexanone	-	-	-	-	-	-	-	-		-	-	-	-	-
Methyl ethyl ketone	-	-	-	-	-	-	-	110000		<0.5	<0.5	<0.5	<0.5	<0.5
Methyl isobutyl ketone	-	-	-	-	-	-	-	47000		<0.5	<0.5	<0.5	<0.5	<0.5
Methyl tert-butyl ether	-	-	-	-	-	-	-	700		<0.05	<0.1	<0.1	<0.1	<0.1
1,1,1,2-Tetrachloroethane	-	-	-	-	-	-	-	73		<0.05	<0.05	<0.05	<0.05	<0.05
1,1,2,2-Tetrachloroethane	50	9.3	-	-	-	-	-	50		<0.05	<0.05	<0.05	<0.05	<0.05
Tetrachloroethene	0.6	5	-	-	-	-	-	5		<0.05	<0.05	<0.05	<0.05	<0.05
1,2,4-Trichlorobenzene	10	10	-	-	-	-	-	10		<0.05	<0.05	<0.05	<0.05	<0.05
1,1,1-Trichloroethane	50	50	-	-	-	-	-	50		<0.05	<0.05	<0.05	<0.05	<0.05
1,1,2-Trichloroethane	50	50	-	-	-	-	-	50		<0.05	<0.05	<0.05	<0.05	<0.05
Trichloroethene	0.01	0.015	-	-	-	-	-	0.015		<0.05	<0.05	<0.05	<0.05	<0.05
Trichlorofluoromethane	-	-	-	-	-	-	-	2000		<0.05	<0.05	<0.05	<0.05	<0.05
Trimethylbenzenes	-	-	-	-	-	-	-	-		-	-	-	-	-
Vinyl chloride	-	-	-	-	-	-	-	7.5		<0.05	<0.05	<0.05	<0.05	<0.05

Notes

All units in ug/g.

"-" indicates that there is no applicable standard or analyses were not performed.

Red cells indicates parameter exceeds CCME IL. (Current as of 14-November-2012)

Bold indicates parameter exceeds BC CSR IL. (Current as of 14-November-2012)

Table 15
Soil Analytical Results Compared to CSR Schedule 7 - VOCs
Lots 2 and 4, Surrey-Brownsville Site

Area ID	BC CSR IL (Relocation to Non-Ag)	2	2	2	2	2	2	2	2	2	2	2	2	
Station ID		LI15	2-BH1	2-BH1	2-BH11	2-BH16	2-BH2	2-BH27	2-BH7	2-BH8	2-BH9			
Field label		LI 15-3	BH1-3A	BH1-3B-dup	BH11-3	BH16-3	BH2-1A	BH27-3	BH7-3	BH8-3	BH9-3			
Duplicate ID			BH1-3B-dup	BH1-3A										
Date		21/Mar/94	15/Jul/98	15/Jul/98	15/Jul/98	16/Jul/98	15/Jul/98	16/Jul/98	15/Jul/98	15/Jul/98	15/Jul/98			
Lab report ID		1675-K	J-NEXT_CanTest-1998-soil	J-NEXT_CanTest-1998-soil	J-NEXT_CanTest-1998-soil	J-NEXT_CanTest-1998-soil	J-NEXT_CanTest-1998-soil	J-NEXT_CanTest-1998-soil	J-NEXT_CanTest-1998-soil	J-NEXT_CanTest-1998-soil	J-NEXT_CanTest-1998-soil			
Consultants		SRK	NEXT	NEXT	NEXT	NEXT	NEXT	NEXT	NEXT	NEXT	NEXT			
Depth (m)		2.4 - 3.3	1.8	1.8	2.3	2.3	0.5	2.3	2.4	2.3	2.3			
Acetone		-	-	-	-	-	-	-	-	-	-	-	-	-
Bromodichloromethane		-	-	<0.01	<0.01	<0.01	<0.01	<0.01	<0.01	<0.01	<0.01	<0.01	<0.01	<0.01
Bromoform	-	-	<0.01	<0.01	<0.01	<0.01	<0.01	<0.01	<0.01	<0.01	<0.01	<0.01	<0.01	
Bromomethane	-	-	<0.04	<0.04	<0.04	<0.04	<0.04	<0.04	<0.04	<0.04	<0.04	<0.04	<0.04	
Carbon tetrachloride	5	-	<0.01	<0.01	<0.01	<0.01	<0.01	<0.01	<0.01	<0.01	<0.01	<0.01	<0.01	
Chlorobenzene	1	-	<0.01	<0.01	<0.01	<0.01	<0.01	<0.01	<0.01	<0.01	<0.01	<0.01	<0.01	
Chlorodibromomethane	-	-	<0.01	<0.01	<0.01	<0.01	<0.01	<0.01	<0.01	<0.01	<0.01	<0.01	<0.01	
Chloroethane	-	-	<0.02	<0.02	<0.02	<0.02	<0.02	<0.02	<0.02	<0.02	<0.02	<0.02	<0.02	
Chloroform	5	-	<0.01	<0.01	<0.01	<0.01	<0.01	<0.01	<0.01	<0.01	<0.01	<0.01	<0.01	
Chloromethane	-	-	<0.04	<0.04	<0.04	<0.04	<0.04	<0.04	<0.04	<0.04	<0.04	<0.04	<0.04	
Dibromomethane	-	-	<0.01	<0.01	<0.01	<0.01	<0.01	<0.01	<0.01	<0.01	<0.01	<0.01	<0.01	
1,2-Dichlorobenzene	1	-	<0.01	<0.01	<0.01	<0.01	<0.01	<0.01	<0.01	<0.01	<0.01	<0.01	<0.01	
1,3-Dichlorobenzene	1	-	<0.01	<0.01	<0.01	<0.01	<0.01	<0.01	<0.01	<0.01	<0.01	<0.01	<0.01	
1,4-Dichlorobenzene	1	-	<0.01	<0.01	<0.01	<0.01	<0.01	<0.01	<0.01	<0.01	<0.01	<0.01	<0.01	
Dichlorodifluoromethane	-	-	<0.02	<0.02	<0.02	<0.02	<0.02	<0.02	<0.02	<0.02	<0.02	<0.02	<0.02	
1,1-Dichloroethane	5	-	<0.01	<0.01	<0.01	<0.01	<0.01	<0.01	<0.01	<0.01	<0.01	<0.01	<0.01	
1,2-Dichloroethane	5	-	<0.02	<0.02	<0.02	<0.02	<0.02	<0.02	<0.02	<0.02	<0.02	<0.02	<0.02	
1,1-Dichloroethene	5	-	<0.01	<0.01	<0.01	<0.01	<0.01	<0.01	<0.01	<0.01	<0.01	<0.01	<0.01	
cis-1,2-Dichloroethene	-	-	<0.01	<0.01	<0.01	<0.01	<0.01	<0.01	<0.01	<0.01	<0.01	<0.01	<0.01	
trans-1,2-Dichloroethene	-	-	<0.01	<0.01	<0.01	<0.01	<0.01	<0.01	<0.01	<0.01	<0.01	<0.01	<0.01	
Dichloromethane	5	-	<0.3	<0.3	<0.3	<0.3	<0.3	<0.3	<0.3	<0.3	<0.3	<0.3	<0.3	
1,2-Dichloropropane	5	-	<0.01	<0.01	<0.01	<0.01	<0.01	<0.01	<0.01	<0.01	<0.01	<0.01	<0.01	
cis-1,3-Dichloropropene	5	-	<0.01	<0.01	<0.01	<0.01	<0.01	<0.01	<0.01	<0.01	<0.01	<0.01	<0.01	
trans-1,3-Dichloropropene	5	-	<0.01	<0.01	<0.01	<0.01	<0.01	<0.01	<0.01	<0.01	<0.01	<0.01	<0.01	
Ethylene dibromide	-	-	-	-	-	-	-	-	-	-	-	-	-	
2-Hexanone	-	-	<0.5	<0.5	<0.5	<0.5	<0.5	<0.5	<0.5	<0.5	<0.5	<0.5	<0.5	
Methyl ethyl ketone	-	-	<0.5	<0.5	<0.5	<0.5	<0.5	<0.5	<0.5	<0.5	<0.5	<0.5	<0.5	
Methyl isobutyl ketone	-	-	<0.2	<0.2	<0.2	<0.2	<0.2	<0.2	<0.2	<0.2	<0.2	<0.2	<0.2	
Methyl tert-butyl ether	-	-	-	-	-	-	-	-	-	-	-	-	-	
1,1,1,2-Tetrachloroethane	-	-	-	-	-	-	-	-	-	-	-	-	-	
1,1,2,2-Tetrachloroethane	5	-	<0.01	<0.01	<0.01	<0.01	<0.01	<0.01	<0.01	<0.01	<0.01	<0.01	<0.01	
Tetrachloroethene	5	-	<0.01	<0.01	<0.01	<0.01	<0.01	<0.01	<0.01	<0.01	<0.01	<0.01	<0.01	
1,2,4-Trichlorobenzene	2	-	-	-	-	-	-	-	-	-	-	-	-	
1,1,1-Trichloroethane	5	-	<0.01	<0.01	<0.01	<0.01	<0.01	<0.01	<0.01	<0.01	<0.01	<0.01	<0.01	
1,1,2-Trichloroethane	5	-	<0.01	<0.01	<0.01	<0.01	<0.01	<0.01	<0.01	<0.01	<0.01	<0.01	<0.01	
Trichloroethene	0.015	-	<0.01	<0.01	<0.01	<0.01	<0.01	<0.01	<0.01	<0.01	<0.01	<0.01	<0.01	
Trichlorofluoromethane	-	-	<0.01	<0.01	<0.01	<0.01	<0.01	<0.01	<0.01	<0.01	<0.01	<0.01	<0.01	
Trimethylbenzenes	-	<0.05	-	-	-	-	-	-	-	-	-	-	-	
Vinyl chloride	-	-	<0.02	<0.02	<0.02	<0.02	<0.02	<0.02	<0.02	<0.02	<0.02	<0.02	<0.02	

Notes

All units in ug/g.
 "-" indicates that there is no applicable standard or analyses were not performed.
 Red cells indicates parameter exceeds BC CSR IL (Relocation to Non-Ag). (Current as of 15-November-2012)

Table 15
Soil Analytical Results Compared to CSR Schedule 7 - VOCs
Lots 2 and 4, Surrey-Brownsville Site

Area ID	BC CSR IL (Relocation to Non-Ag)	2	2	2	1, 2, 26, 27	1, 2, 26, 27	1, 2, 26, 27	1, 2, 26, 27
Station ID		4-BH3	MV-11BH-01M	MV-11BH-01M	MV-11BH-02M	MV-11BH-02M	MV-11BH-03M	MV-11BH-03M
Field label		BH3 3-3 @ 7.5'	MV-11BH-01M-4	MV-Dup	MV-11BH-02M-5	MV-11BH-02M-6	MV-11BH-03M-3	MV-11BH-03M-4
Duplicate ID			MV-Dup	MV-11BH-01M-4				
Date		16/Jul/98	16/Dec/11	16/Dec/11	17/Dec/11	17/Dec/11	17/Dec/11	17/Dec/11
Lab report ID		8072728	11V560293	11V560293	11V560614	11V560614	11V560614	11V560614
Consultants		NEXT	Franz	Franz	Franz	Franz	Franz	Franz
Depth (m)		2.3	4.5 – 5	4.5 – 5	4.5 – 5	5 – 6	2 – 3	3 – 4
Acetone	-	-	<0.5	<0.5	<0.5	<0.5	<0.5	<0.5
Bromodichloromethane	-	<0.01	<0.05	<0.05	<0.05	<0.05	<0.05	<0.05
Bromoform	-	<0.01	<0.05	<0.05	<0.05	<0.05	<0.05	<0.05
Bromomethane	-	<0.04	<0.05	<0.05	<0.05	<0.05	<0.05	<0.05
Carbon tetrachloride	5	<0.01	<0.025	<0.025	<0.025	<0.025	<0.025	<0.025
Chlorobenzene	1	<0.01	<0.05	<0.05	<0.05	<0.05	<0.05	<0.05
Chlorodibromomethane	-	<0.01	<0.05	<0.05	<0.05	<0.05	<0.05	<0.05
Chloroethane	-	<0.02	<0.05	<0.05	<0.05	<0.05	<0.05	<0.05
Chloroform	5	<0.01	<0.05	<0.05	<0.05	<0.05	<0.05	<0.05
Chloromethane	-	<0.04	<0.05	<0.05	<0.05	<0.05	<0.05	<0.05
Dibromomethane	-	<0.01	-	-	-	-	-	-
1,2-Dichlorobenzene	1	<0.01	<0.05	<0.05	<0.05	<0.05	<0.05	<0.05
1,3-Dichlorobenzene	1	<0.01	<0.05	<0.05	<0.05	<0.05	<0.05	<0.05
1,4-Dichlorobenzene	1	<0.01	<0.05	<0.05	<0.05	<0.05	<0.05	<0.05
Dichlorodifluoromethane	-	<0.02	-	-	-	-	-	-
1,1-Dichloroethane	5	<0.01	<0.05	<0.05	<0.05	<0.05	<0.05	<0.05
1,2-Dichloroethane	5	<0.02	<0.05	<0.05	<0.05	<0.05	<0.05	<0.05
1,1-Dichloroethene	5	<0.01	<0.05	<0.05	<0.05	<0.05	<0.05	<0.05
cis-1,2-Dichloroethene	-	<0.01	<0.05	<0.05	<0.05	<0.05	<0.05	<0.05
trans-1,2-Dichloroethene	-	<0.01	<0.05	<0.05	<0.05	<0.05	<0.05	<0.05
Dichloromethane	5	<0.3	<0.05	<0.05	<0.05	<0.05	<0.05	<0.05
1,2-Dichloropropane	5	<0.01	<0.05	<0.05	<0.05	<0.05	<0.05	<0.05
cis-1,3-Dichloropropene	5	<0.01	<0.05	<0.05	<0.05	<0.05	<0.05	<0.05
trans-1,3-Dichloropropene	5	<0.01	<0.05	<0.05	<0.05	<0.05	<0.05	<0.05
Ethylene dibromide	-	<0.01	<0.05	<0.05	<0.05	<0.05	<0.05	<0.05
2-Hexanone	-	<0.5	-	-	-	-	-	-
Methyl ethyl ketone	-	<0.5	<0.5	<0.5	<0.5	<0.5	<0.5	<0.5
Methyl isobutyl ketone	-	<0.2	<0.5	<0.5	<0.5	<0.5	<0.5	<0.5
Methyl tert-butyl ether	-	-	<0.05	<0.05	<0.1	<0.1	<0.1	<0.1
1,1,1,2-Tetrachloroethane	-	-	<0.05	<0.05	<0.05	<0.05	<0.05	<0.05
1,1,2,2-Tetrachloroethane	5	<0.01	<0.05	<0.05	<0.05	<0.05	<0.05	<0.05
Tetrachloroethene	5	<0.01	<0.05	<0.05	<0.05	<0.05	<0.05	<0.05
1,2,4-Trichlorobenzene	2	-	<0.05	<0.05	<0.05	<0.05	<0.05	<0.05
1,1,1-Trichloroethane	5	<0.01	<0.05	<0.05	<0.05	<0.05	<0.05	<0.05
1,1,2-Trichloroethane	5	<0.01	<0.05	<0.05	<0.05	<0.05	<0.05	<0.05
Trichloroethene	0.015	<0.01	<0.05	<0.05	<0.05	<0.05	<0.05	<0.05
Trichlorofluoromethane	-	<0.01	<0.05	<0.05	<0.05	<0.05	<0.05	<0.05
Trimethylbenzenes	-	-	-	-	-	-	-	-
Vinyl chloride	-	<0.02	<0.05	<0.05	<0.05	<0.05	<0.05	<0.05

Notes

All units in ug/g.

"-" indicates that there is no applicable standard or analyses were not performed.

Red cells indicates parameter exceeds BC CSR IL (Relocation to Non-Ag). (Current as of 15-November-2012)

Table 16
Groundwater Analytical Results - Anions
Lots 2 and 4, Surrey-Brownsville Site

Area ID	FCSAP CLIL Fresh/Marine	Canadian DW Quality	BC CSR (DW/AW)	2	1, 2, 26, 27	1, 2, 26, 27			
Station ID				MV-11BH-01M	MV-11BH-03M	MV-11BH-03M			
Field label				MV-11BH-01M	MV-11BH-03M	MV-GWDUP2			
Duplicate ID					MV-GWDUP2	MV-11BH-03M			
Date				7/Feb/12	6/Feb/12	6/Feb/12			
Lab report ID				12V572681	12V572231	12V572231			
Consultants				Franz	Franz	Franz			
Screen depth (m)				4.27 – 5.79	2.13 – 3.66	2.13 – 3.66			
Chloride ion				230000	250000	250000	26600	8860	8960
Sulphide				2	50	20	<10	<10	-

Notes

All units in ug/L.

"-" indicates that there is no applicable standard or analyses were not performed.

Red cells indicates parameter exceeds FCSAP CLIL Fresh/Marine. (Current as of 15-November-2012

Bold indicates parameter exceeds Canadian DW Quality. (Current as of 15-November-2012)

Underline indicates parameter exceeds BC CSR (DW/AW). (Current as of 15-November-2012)

Table 16
Groundwater Analytical Results Within 10m of the High Water Mark - Anions
Lots 2 and 4, Surrey-Brownsville Site

Area ID	CCME (AW-f/AW-m)	BC WQ Guidelines (approved and working)	2	2	1, 2, 26, 27		
Station ID			MW2-29	MW2-30	MV-11BH-02M		
Field label			MW2-29	MW2-30	MV-11BH-02M		
Duplicate ID							
Date			7/Feb/12	9/Feb/12	6/Feb/12		
Lab report ID			12V572681	12V573478	12V572231		
Consultants			Hemmera	Franz	Franz		
Screen depth (m)					4.57 – 6.1		
Chloride ion			-	250000	31100	20100	22000
Sulphide			-	0.025	-	-	<10

Notes

All units in ug/L.

"-" indicates that there is no applicable standard or analyses were not performed.

Red cells indicates parameter exceeds CCME (AW-f/AW-m). (Current as of 15-November-201

Bold cells indicates parameter exceeds BC WQ Guidelines

Table 17
Groundwater Analytical Results - MAHs
Lots 2 and 4, Surrey-Brownsville Site

Area ID	FCSAP CLIL Fresh/Marine	Canadian DW Quality	BC CSR (DW/AW)	2	2	2	1, 2, 26, 27	1, 2, 26, 27
Station ID				2-BH1	4-BH3	MV-11BH-01M	MV-11BH-03M	MV-11BH-03M
Field label				BH1 W-1	BH3 W-1A	MV-11BH-01M	MV-11BH-03M	MV-GWDUP2
Duplicate ID							MV-GWDUP2	MV-11BH-03M
Date				24/Jul/98	23/Jul/98	7/Feb/12	6/Feb/12	6/Feb/12
Lab report ID				Next_Cantest-1998	8073043	12V572681	12V572231	12V572231
Consultants				NEXT	NEXT	Franz	Franz	Franz
Screen depth (m)				0.5 – 3.5	0.5 – 3.5	4.27 – 5.79	2.13 – 3.66	2.13 – 3.66
Benzene				200	5	5	0.2	0.2
Ethylbenzene	11000	2.4	2.4	<0.1	<0.1	<0.5	<0.5	<0.5
Styrene	72	-	720	<0.1	<0.1	<0.5	<0.5	<0.5
Toluene	83	24	24	<0.1	0.4	<0.5	<0.5	<0.5
m+p-Xylene	-	-	-	-	-	<0.5	-	<0.5
o-Xylene	-	-	-	-	-	<0.5	-	<0.5
Xylenes (total)	18000	300	300	<0.1	<0.1	-	<0.5	-

Notes

All units in ug/L.

"-" indicates that there is no applicable standard or analyses were not performed.

Red cells indicates parameter exceeds FCSAP CLIL Fresh/Marine. (Current as of 15-November-2012)

Bold indicates parameter exceeds Candian DW Quality. (Current as of 15-November-2012)

Underline indicates parameter exceeds BC CSR (DW/AW). (Current as of 15-November-2012)

Table 17
Groundwater Analytical Results Within 10m of the High Water Mark - MAHs
Lots 2 and 4, Surrey-Brownsville Site

Area ID	CCME (AW-f/AW-m)	BC WQ Guidelines (approved and working)	2	2	2	2	1, 2, 26, 27
Station ID			2-BH28	2-BH29	MW2-29	MW2-30	MV-11BH-02M
Field label			BH28 W-1	BH29 W-1	MW2-29	MW2-30	MV-11BH-02M
Duplicate ID							
Date			24/Jul/98	23/Jul/98	7/Feb/12	9/Feb/12	6/Feb/12
Lab report ID			Next_Cantest-1998	Next_Cantest-1998	12V572681	12V573478	12V572231
Consultants			NEXT	NEXT	Hemmera	Franz	Franz
Screen depth (m)			0.5 – 3.5	0.5 – 3.5			4.57 – 6.1
Benzene			110	5	3.8	<0.1	<0.5
Ethylbenzene	25	200	<2.5	<0.1	<0.5	<0.5	<0.5
Styrene	72	72	<2.5	<0.1	<0.5	<0.5	<0.5
Toluene	2	0.5	79	<0.1	<0.5	<0.5	<0.5
Xylenes (total)	-	30	<2.5	<0.1	<0.5	<0.5	<0.5

Notes

All units in ug/L.

"-" indicates that there is no applicable standard or analyses were not performed.

Red cells indicates parameter exceeds CCME (AW-f/AW-m). (Current as of 15-November-2012)

Bold cells indicates parameter exceeds BC WQ Guidelines

Table 18
Groundwater Analytical Results - Dissolved Metals
Lots 2 and 4, Surrey-Brownsville Site

Area ID	Station ID	Field label	Duplicate ID	Date	Lab report ID	Consultants	Screen depth (m)	1	2	2	2	2	2	2	2	2	2	2	2	2	
								OW32	2-BH1	2-BH1	2-BH17	2-BH17	2-BH17	2-BH17	2-BH19	2-BH19	2-BH19	2-BH23			
								OW 32	BH1 W-1	1 Lot 2	BH17 W-1	BH17 W-1	BH17 W-1	BH19 W-1A	BH19 W-1B Dup	BH19 W-1A	19 Lot 2	23 Lot 2			
								28/Mar/94	24/Jul/98	15/Jun/00	23/Jul/98	15/Jun/00	6/Feb/12	24/Jul/98	24/Jul/98	15/Jun/00	15/Jun/00	15/Jun/00			
								1700-K	Next Cantest-1998	2-51-935-water	Next Cantest-1998	2-51-935-water	12/V572231	Next Cantest-1998	NEXT CanTest-1998-water	Next Cantest-1998	2-51-935-water	2-51-935-water			
								Norecol	NEXT	NEXT	NEXT	NEXT	Franz	NEXT	NEXT	NEXT	NEXT	NEXT			
								0.5-3.5	0.5-3.5	0.5-3.5	0.5-3.5	0.5-3.5	0.5-3.5	0.5-3.5	0.5-3.5	0.5-3.5	0.5-3.5	0.5-3.5			
								7.12	7.12	7.12	7.08	7.12	7.58	7.58	7.5	7.5	7.5	7.5			
								155000	155000	155000	460000	460000	554000	554000	376000	374000	374000	374000			
								1660	1660	1660	180	180	12	12	70	41	41	41			
								<1	<1	<1	<1	0.24	0.24	<1	<1	<1	<1				
								12	12	12	6	6	0.8	0.8	80	75	75				
								2090	2090	2090	1060	1060	134.0	134.0	470	470	470				
								<1	<1	<1	<1	<0.01	<0.01	<1	<1	<1	<1				
								500	500	500	380	380	198	198	70	210	210				
								0.4	0.4	0.4	<0.2	<0.2	0.01	<0.2	<0.2	<0.2	<0.2				
								50200	50200	50200	145000	145000	189000	189000	77300	78000	78000				
								40	40	40	85	85	<5	<5	1.1	1.1	1.1	90	90		
								270	270	270	480	480	1.1	1.1	1.1	1.1	1.1	1.1	90	<5	
								50	50	50	50	50	50	50	50	50	50	50	50	50	
								10	10	10	10	10	10	10	10	10	10	10	10	10	
								<1	<1	<1	<1	<1	0.19	0.19	7	7	7	7	7	7	
								10	10	10	4	4	0.3	0.3	12	19	19	19	19	19	
								21500	21500	21500	30100	30100	21700	21700	560	850	850	850	850	850	
								10	10	10	2	2	0.15	0.15	1	1	1	1	1	1	
								730	730	730	730	730	6.6	6.6	1	1	1	1	1	1	
								7250	7250	7250	23800	23800	19800	19800	44400	43500	43500	43500	43500	43500	
								620	620	620	1940	1940	1940	1940	410	410	410	410	410	410	
								0.05	0.05	0.05	0.05	0.05	<0.003	<0.003	0.05	0.05	0.05	0.05	0.05	0.05	
								250	250	250	2	2	1.49	1.49	4	7	7	7	7	7	
								83	83	83	14	14	1.0	1.0	50	56	56	56	56	56	
								<2	<2	<2	<2	<2	0.3	<2	<2	<2	<2	<2	<2	<2	
								15	15	15	<0.1	<0.1	<0.1	<0.1	<0.1	<0.1	<0.1	<0.1	<0.1	<0.1	
								200000	200000	200000	220000	220000	25500	25500	25500	25500	25500	25500	25500	25500	25500
								3	3	3	<0.1	<0.1	0.014	0.014	<0.1	<0.1	<0.1	<0.1	<0.1	<0.1	
								22000	22000	22000	22000	22000	22000	22000	22000	22000	22000	22000	22000	22000	22000
								1000	1000	1000	1000	1000	237.0	237.0	1	1	1	1	1	1	
								20	20	20	<0.5	<0.5	0.19	0.19	1	1.3	1.3	1.3	1.3	1.3	
								100	100	100	100	100	1.1	1.1	1.1	1.1	1.1	1.1	1.1	1.1	
								5000	5000	5000	100	100	7	7	32	24	24	24	24	24	
								920	920	920	340	340	340	340	32	24	24	24	24	24	

Area ID	Station ID	Field label	Duplicate ID	Date	Lab report ID	Consultants	Screen depth (m)	2	2	2	2	2	2	2	2	1	1	1	1	1
								2-BH4	2-BH4	2-BH5	2-BH5	4-BH1	4-BH3	4-BH3	4-BH5	4-BH5	4-BH5	4-BH5	4-BH5	4-BH5
								BH4 W-1	4 Lot 2	BH5 W-1	5 Lot 2	1 Lot 4	BH3 W-1A	3 Lot 4	BH5 W-1 Lot #4	BH5L4	5 Lot 4	5 Lot 4	5 Lot 4	5 Lot 4
								23/Jul/98	15/Jun/00	23/Jul/98	15/Jun/00	15/Jun/00	23/Jul/98	15/Jun/00	23/Jul/98	31/Mar/99	15/Jun/00	15/Jun/00	15/Jun/00	15/Jun/00
								Next Cantest-1998	2-51-935-water	Next Cantest-1998	2-51-935-water	2-51-935-water	8073043	2-51-935-water	8073043	K4668-water	2-51-935-water	2-51-935-water	2-51-935-water	2-51-935-water
								NEXT	NEXT	NEXT	NEXT	NEXT	NEXT	NEXT	NEXT	NEXT	NEXT	NEXT	NEXT	NEXT
								0.5-3.5	0.5-3.5	0.5-3.5	0.5-3.5	0.5-3.5	0.5-3.5	0.5-3.5	0.5-3.5	0.5-3.5	0.5-3.5	0.5-3.5	0.5-3.5	0.5-3.5
								6.62	6.62	7.1	7.1	6.68	8.94	8.94	8.13	7.6	7.6	7.6	7.6	7.6
								562000	562000	204000	204000	372000	372000	372000	232000	274000	274000	274000	274000	274000
								41800	41800	390	390	4900	4900	4900	8800	157	157	157	157	157
								<1	<1	<1	<1	<1	<1	8	<200	<200	<200	<200	<200	
								87	87	16	16	23	23	10	<200	<200	<200	<200	<200	
								900	900	1920	1920	760	760	1850	50	50	50	50	50	
								<1	<1	<1	<1	<1	<1	<5	<5	<5	<5	<5	<5	
								170	170	390	390	650	650	550	300	300	300	300	300	
								3.3	3.3	<0.2	<0.2	1.8	1.8	0.3	<0.2	<0.2	<0.2	<0.2	<0.2	
								155000	155000	66900	66900	138000	138000	82400	99000	99000	99000	99000	99000	
								170	170	11	11	23	23	15	75	<10	<10	<10	<10	
								<5	<5	<5	<5	<5	5420	15	<10	<10	<10	<10	6	
								50	50	50	50	50	50	50	<10	<10	<10	<10	<10	
								10	10	10	10	10	10	10	<10	<10	<10	<10	<10	
								74	74	<1	<1	2	2	3	<10	<10	<10	<10	<10	
								200	200	7	7	24	24	29	<10	<10	<10	<10	<10	
								135000	135000	31700	31700	12800	12800	13500	444230	444230	444230	444230	444230	
								88	88	2	2	35	35	18	2	2	2	2	2	
								730	730	730	730	730	730	730	730	730	730	730	730	
								42600	42600	3870	3870	6760	6760	6180	6500	6500	6500	6500	6500	
								6800	6800	1160	1160	380	380	270	536	536	536	536	536	
								0.05	0.05	0.05	0.05	<50	<50	<50	<50	<50	<50	<50	<50	
								<1	<1	<1	<1	<1	<1	3	<30	<30	<30	<30		
								220	220	3	3	19	19	16	<50	<50	<50	<50	<50	
								3	3	<2	<2	<2	<2	<1	<1	<1	<1	<1	<1	
								<0												

Table 18
Groundwater Analytical Results - Dissolved Metals
Lots 2 and 4, Surrey-Brownsville Site

Area ID	FCSAP CLIL Fresh/Marine	Canadian DW Quality	BC CSR (DW/AW)	1	1	1	1	1	1	1	2	2
Station ID				MW4-3	MW4-3	MW4-3	MW4-3	MW4-3	MW4-3	MW4-3	MW4-3	MW09-1
Field label												
Duplicate ID												
Date				22/Feb/07	5/Aug/07	18/Dec/07	25/Jul/08	22/Oct/08	29/Jan/09	15/Apr/09	31/Aug/09	26/Nov/09
Lab report ID				405-006.03 Chrome Hemmera	405-006.03 Chrome Hemmera	405-006.03 Chrome Hemmera	405-006.03 Chrome Hemmera	405-006.03 Chrome Hemmera	405-006.03 Chrome Hemmera	405-006.03 Chrome Hemmera	101117155 Hemmera	405-006.03 Chrome Hemmera
Consultants												
Screen depth (m)												
pH	6.5 to 8.7	6.5 to 8.5	-	-	-	-	-	-	-	-	-	-
Hardness (CaCO3) (mg/L)	-	-	-	-	-	-	-	-	-	-	-	-
Dissolved Aluminum	5 pH < 6.5 100 pH ≥ 6.5	100	9500	-	-	-	-	-	-	-	-	-
Dissolved Antimony	1600	6	6	-	-	-	-	-	-	-	-	-
Dissolved Arsenic	5	10	10	-	-	-	-	-	-	-	-	-
Dissolved Barium	500	1000	1000	-	-	-	-	-	-	-	-	-
Dissolved Beryllium	5.3	-	53	-	-	-	-	-	-	-	-	-
Dissolved Boron	5000	5000	5000	-	-	-	-	-	-	-	-	-
Dissolved Cadmium	0.017	5	0.6	-	-	-	-	-	-	-	-	-
Dissolved Calcium	-	-	-	-	-	-	-	-	-	-	-	-
Dissolved Chromium	8.9	50	10	170	11	8	6	4	4.9	7	9	<10
Dissolved Chromium (III)	-	-	50	<10	<10	<10	<10	<10	<10	<10	<10	<10
Dissolved Chromium (VI)	-	-	10	170	<20	<20	<10	<10	<10	<10	<10	<10
Dissolved Cobalt	-	-	40	-	-	-	-	-	-	-	-	-
Dissolved Copper	2	1000	20	-	-	-	-	-	-	-	-	-
Dissolved Iron	300	300	6500	-	-	-	-	-	-	-	-	-
Dissolved Lead	2	10	10	-	-	-	-	-	-	-	-	-
Dissolved Lithium	-	-	730	-	-	-	-	-	-	-	-	-
Dissolved Magnesium	-	-	100000	-	-	-	-	-	-	-	-	-
Dissolved Manganese	-	50	550	-	-	-	-	-	-	-	-	-
Dissolved Mercury	0.016	1	1	-	-	-	-	-	-	-	-	-
Dissolved Molybdenum	73	-	250	-	-	-	-	-	-	-	-	-
Dissolved Nickel	83	-	83	-	-	-	-	-	-	-	-	-
Dissolved Selenium	1	10	10	-	-	-	-	-	-	-	-	-
Dissolved Silicon	-	-	-	-	-	-	-	-	-	-	-	-
Dissolved Silver	0.1	-	15	-	-	-	-	-	-	-	-	-
Dissolved Sodium	-	200000	200000	-	-	-	-	-	-	-	-	-
Dissolved Strontium	-	-	22000	-	-	-	-	-	-	-	-	-
Dissolved Tellurium	-	-	-	-	-	-	-	-	-	-	-	-
Dissolved Thallium	0.8	-	3	-	-	-	-	-	-	-	-	-
Dissolved Thorium	-	-	-	-	-	-	-	-	-	-	-	-
Dissolved Tin	-	-	22000	-	-	-	-	-	-	-	-	-
Dissolved Titanium	100	-	1000	-	-	-	-	-	-	-	-	-
Dissolved Uranium	300	20	20	-	-	-	-	-	-	-	-	-
Dissolved Vanadium	-	-	-	-	-	-	-	-	-	-	-	-
Dissolved Zinc	10	5000	100	-	-	-	-	-	-	-	-	-
Dissolved Zirconium	-	-	-	-	-	-	-	-	-	-	-	-

Area ID	FCSAP CLIL Fresh/Marine	Canadian DW Quality	BC CSR (DW/AW)	2	2	2	1	1	1	1	1	1
Station ID				MW09-2	MW09-2	MW09-2	MW2-1	MW2-1	MW2-1	MW2-1	MW2-1	MW2-1
Field label												
Duplicate ID												
Date				15/Apr/09	31/Aug/09	26/Nov/09	21/Feb/07	8/May/07	31/Jul/07	18/Dec/07	25/Jul/08	22/Oct/08
Lab report ID				405-006.03 Chrome Hemmera	405-006.03 Chrome Hemmera	101117155 Hemmera	405-006.03 Chrome Hemmera	405-006.03 Chrome Hemmera	405-006.03 Chrome Hemmera	405-006.03 Chrome Hemmera	405-006.03 Chrome Hemmera	405-006.03 Chrome Hemmera
Consultants												
Screen depth (m)												
pH	6.5 to 8.7	6.5 to 8.5	-	-	-	-	-	-	-	-	-	-
Hardness (CaCO3) (mg/L)	-	-	-	-	-	-	-	-	-	-	-	-
Dissolved Aluminum	5 pH < 6.5 100 pH ≥ 6.5	100	9500	-	-	-	-	-	-	-	-	-
Dissolved Antimony	1600	6	6	-	-	-	-	-	-	-	-	-
Dissolved Arsenic	5	10	10	-	-	-	-	-	-	-	-	-
Dissolved Barium	500	1000	1000	-	-	-	-	-	-	-	-	-
Dissolved Beryllium	5.3	-	53	-	-	-	-	-	-	-	-	-
Dissolved Boron	5000	5000	5000	-	-	-	-	-	-	-	-	-
Dissolved Cadmium	0.017	5	0.6	-	-	-	-	-	-	-	-	-
Dissolved Calcium	-	-	-	-	-	-	-	-	-	-	-	-
Dissolved Chromium	8.9	50	10	<1	<1	<10	50	58	260	210	180	170
Dissolved Chromium (III)	-	-	50	<10	<10	<10	<10	<10	<10	<10	<10	<10
Dissolved Chromium (VI)	-	-	10	<10	<10	<10	50	58	260	210	180	170
Dissolved Cobalt	-	-	40	-	-	-	-	-	-	-	-	-
Dissolved Copper	2	1000	20	-	-	-	-	-	-	-	-	-
Dissolved Iron	300	300	6500	-	-	-	-	-	-	-	-	-
Dissolved Lead	2	10	10	-	-	-	-	-	-	-	-	-
Dissolved Lithium	-	-	730	-	-	-	-	-	-	-	-	-
Dissolved Magnesium	-	-	100000	-	-	-	-	-	-	-	-	-
Dissolved Manganese	-	50	550	-	-	-	-	-	-	-	-	-
Dissolved Mercury	0.016	1	1	-	-	-	-	-	-	-	-	-
Dissolved Molybdenum	73	-	250	-	-	-	-	-	-	-	-	-
Dissolved Nickel	83	-	83	-	-	-	-	-	-	-	-	-
Dissolved Selenium	1	10	10	-	-	-	-	-	-	-	-	-
Dissolved Silicon	-	-	-	-	-	-	-	-	-	-	-	-
Dissolved Silver	0.1	-	15	-	-	-	-	-	-	-	-	-
Dissolved Sodium	-	200000	200000	-	-	-	-	-	-	-	-	-
Dissolved Strontium	-	-	22000	-	-	-	-	-	-	-	-	-
Dissolved Tellurium	-	-	-	-	-	-	-	-	-	-	-	-
Dissolved Thallium	0.8	-	3	-	-	-	-	-	-	-	-	-
Dissolved Thorium	-	-	-	-	-	-	-	-	-	-	-	-
Dissolved Tin	-	-	22000	-	-	-	-	-	-	-	-	-
Dissolved Titanium	100	-	1000	-	-	-	-	-	-	-	-	-
Dissolved Uranium	300	20	20	-	-	-	-	-	-	-	-	-
Dissolved Vanadium	-	-	-	-	-	-	-	-	-	-	-	-
Dissolved Zinc	10	5000	100	-	-	-	-	-	-	-	-	-
Dissolved Zirconium	-	-	-	-	-	-	-	-	-	-	-	-

Notes
All units in ug/L, unless otherwise noted.
*- indicates that there is no applicable standard or analyses were not performed.
Red cells indicates parameter exceeds FCSAP CLIL Fresh/Marine. (Current as of 15-November-2012)
Bold indicates parameter exceeds Canadian DW Quality. (Current as of 15-November-2012)
Underline indicates parameter exceeds BC CSR (DW/AW). (Current as of 15-November-2012)

Table 18
Groundwater Analytical Results - Dissolved Metals
Lots 2 and 4, Surrey-Brownsville Site

Area ID	FCSAP CLIL Fresh/Marine	Canadian DW Quality	BC CSR (DW/AW)	2	2	2	2	2	2	2	2	2	2
Station ID				MW2-5	MW2-5	MW2-5	MW2-5	MW2-5	MW2-5	MW2-5	MW2-5	MW2-5	MW2-5
Field label				MW2-5	MW2-5	MW2-5	MW2-5	MW2-5	MW2-5	MW2-5	MW2-5	MW2-5	MW2-5
Duplicate ID													
Date				21/Feb/07	31/Jul/07	5/Sep/07	18/Dec/07	28/Jul/08	22/Oct/08	29/Jan/09	16/Apr/09	31/Aug/09	19/Nov/09
Lab report ID				405-006.03 Chrome Hemmera	405-006.03 Chrome Hemmera	405-006.03 Chrome Hemmera	405-006.03 Chrome Hemmera	405-006.03 Chrome Hemmera	405-006.03 Chrome Hemmera	405-006.03 Chrome Hemmera	100416147, 405-006.03 Chrome Hemmera	405-006.03 Chrome Hemmera	101119107 Hemmera
Consultants													
Screen depth (m)													
pH	6.5 to 8.7	6.5 to 8.5	-	-	-	-	-	-	-	-	-	-	-
Hardness (CaCO3) (mg/L)	-	-	-	-	-	-	-	-	-	-	-	-	-
Dissolved Aluminum	5 pH < 6.5 100 pH ≥ 6.5	100	9500	-	-	-	-	-	-	-	-	-	-
Dissolved Antimony	1600	6	6	-	-	-	-	-	-	-	-	-	-
Dissolved Arsenic	5	10	10	-	-	-	-	-	-	-	-	-	-
Dissolved Barium	500	1000	1000	-	-	-	-	-	-	-	-	-	-
Dissolved Beryllium	5.3	-	53	-	-	-	-	-	-	-	-	-	-
Dissolved Boron	5000	5000	5000	-	-	-	-	-	-	-	-	-	-
Dissolved Cadmium	0.017	5	0.6	-	-	-	-	-	-	-	-	-	-
Dissolved Calcium	-	-	-	-	-	-	-	-	-	-	-	-	-
Dissolved Chromium	8.9	50	10	<10	6	1	4	1	2	1.3	2	1	<10
Dissolved Chromium (III)	-	-	50	<10	<10	<10	<10	<10	<10	<10	<10	<10	<10
Dissolved Chromium (VI)	-	-	10	<20	<10	<20	<10	<10	<10	<10	<10	<10	<10
Dissolved Cobalt	-	-	40	-	-	-	-	-	-	-	-	-	-
Dissolved Copper	2	1000	20	-	-	-	-	-	-	-	-	-	-
Dissolved Iron	300	300	6500	-	-	-	-	-	-	-	-	-	-
Dissolved Lead	2	10	10	-	-	-	-	-	-	-	-	-	-
Dissolved Lithium	-	-	730	-	-	-	-	-	-	-	-	-	-
Dissolved Magnesium	-	-	100000	-	-	-	-	-	-	-	-	-	-
Dissolved Manganese	-	50	550	-	-	-	-	-	-	-	-	-	-
Dissolved Mercury	0.016	1	1	-	-	-	-	-	-	-	-	-	-
Dissolved Molybdenum	73	-	250	-	-	-	-	-	-	-	-	-	-
Dissolved Nickel	83	-	83	-	-	-	-	-	-	-	-	-	-
Dissolved Selenium	1	10	10	-	-	-	-	-	-	-	-	-	-
Dissolved Silicon	-	-	-	-	-	-	-	-	-	-	-	-	-
Dissolved Silver	0.1	-	15	-	-	-	-	-	-	-	-	-	-
Dissolved Sodium	-	200000	200000	-	-	-	-	-	-	-	-	-	-
Dissolved Strontium	-	-	22000	-	-	-	-	-	-	-	-	-	-
Dissolved Tellurium	-	-	-	-	-	-	-	-	-	-	-	-	-
Dissolved Thallium	0.8	-	3	-	-	-	-	-	-	-	-	-	-
Dissolved Thorium	-	-	-	-	-	-	-	-	-	-	-	-	-
Dissolved Tin	-	-	22000	-	-	-	-	-	-	-	-	-	-
Dissolved Titanium	100	-	1000	-	-	-	-	-	-	-	-	-	-
Dissolved Uranium	300	20	20	-	-	-	-	-	-	-	-	-	-
Dissolved Vanadium	-	-	-	-	-	-	-	-	-	-	-	-	-
Dissolved Zinc	10	5000	100	-	-	-	-	-	-	-	-	-	-
Dissolved Zirconium	-	-	-	-	-	-	-	-	-	-	-	-	-

Area ID	FCSAP CLIL Fresh/Marine	Canadian DW Quality	BC CSR (DW/AW)	2	2	2	2	2	2	2	2	2	2
Station ID				MW2-6	MW2-6	MW2-6	MW2-6	MW2-6	MW2-6	MW2-6	MW2-6	MW2-6	MW2-6
Field label				MW2-6	MW2-6	MW2-6	MW2-6	MW2-6	MW2-6	MW2-6	MW2-6	MW2-6	MW2-6
Duplicate ID													
Date				21/Feb/07	31/Jul/07	5/Aug/07	18/Dec/07	25/Jul/08	22/Oct/08	29/Jan/09	15/Apr/09	31/Aug/09	19/Nov/09
Lab report ID				405-006.03 Chrome Hemmera	405-006.03 Chrome Hemmera	405-006.03 Chrome Hemmera	405-006.03 Chrome Hemmera	405-006.03 Chrome Hemmera	405-006.03 Chrome Hemmera	405-006.03 Chrome Hemmera	405-006.03 Chrome Hemmera	405-006.03 Chrome Hemmera	101119107 Hemmera
Consultants													
Screen depth (m)													
pH	6.5 to 8.7	6.5 to 8.5	-	-	-	-	-	-	-	-	-	-	-
Hardness (CaCO3) (mg/L)	-	-	-	-	-	-	-	-	-	-	-	-	-
Dissolved Aluminum	5 pH < 6.5 100 pH ≥ 6.5	100	9500	-	-	-	-	-	-	-	-	-	-
Dissolved Antimony	1600	6	6	-	-	-	-	-	-	-	-	-	-
Dissolved Arsenic	5	10	10	-	-	-	-	-	-	-	-	-	-
Dissolved Barium	500	1000	1000	-	-	-	-	-	-	-	-	-	-
Dissolved Beryllium	5.3	-	53	-	-	-	-	-	-	-	-	-	-
Dissolved Boron	5000	5000	5000	-	-	-	-	-	-	-	-	-	-
Dissolved Cadmium	0.017	5	0.6	-	-	-	-	-	-	-	-	-	-
Dissolved Calcium	-	-	-	-	-	-	-	-	-	-	-	-	-
Dissolved Chromium	8.9	50	10	50	68	24	41	7	6	11	18	9	<10
Dissolved Chromium (III)	-	-	50	<10	<10	<10	<10	<10	<10	<10	<10	<10	<10
Dissolved Chromium (VI)	-	-	10	50	68	24	20	<10	<10	11	20	<10	<10
Dissolved Cobalt	-	-	40	-	-	-	-	-	-	-	-	-	-
Dissolved Copper	2	1000	20	-	-	-	-	-	-	-	-	-	-
Dissolved Iron	300	300	6500	-	-	-	-	-	-	-	-	-	-
Dissolved Lead	2	10	10	-	-	-	-	-	-	-	-	-	-
Dissolved Lithium	-	-	730	-	-	-	-	-	-	-	-	-	-
Dissolved Magnesium	-	-	100000	-	-	-	-	-	-	-	-	-	-
Dissolved Manganese	-	50	550	-	-	-	-	-	-	-	-	-	-
Dissolved Mercury	0.016	1	1	-	-	-	-	-	-	-	-	-	-
Dissolved Molybdenum	73	-	250	-	-	-	-	-	-	-	-	-	-
Dissolved Nickel	83	-	83	-	-	-	-	-	-	-	-	-	-
Dissolved Selenium	1	10	10	-	-	-	-	-	-	-	-	-	-
Dissolved Silicon	-	-	-	-	-	-	-	-	-	-	-	-	-
Dissolved Silver	0.1	-	15	-	-	-	-	-	-	-	-	-	-
Dissolved Sodium	-	200000	200000	-	-	-	-	-	-	-	-	-	-
Dissolved Strontium	-	-	22000	-	-	-	-	-	-	-	-	-	-
Dissolved Tellurium	-	-	-	-	-	-	-	-	-	-	-	-	-
Dissolved Thallium	0.8	-	3	-	-	-	-	-	-	-	-	-	-
Dissolved Thorium	-	-	-	-	-	-	-	-	-	-	-	-	-
Dissolved Tin	-	-	22000	-	-	-	-	-	-	-	-	-	-
Dissolved Titanium	100	-	1000	-	-	-	-	-	-	-	-	-	-
Dissolved Uranium	300	20	20	-	-	-	-	-	-	-	-	-	-
Dissolved Vanadium	-	-	-	-	-	-	-	-	-	-	-	-	-
Dissolved Zinc	10	5000	100	-	-	-	-	-	-	-	-	-	-
Dissolved Zirconium	-	-	-	-	-	-	-	-	-	-	-	-	-

Notes
All units in ug/L, unless otherwise noted.
"- " indicates that there is no applicable standard or analyses were not performed.
Red cells indicates parameter exceeds FCSAP CLIL Fresh/Marine. (Current as of 15-November-2012.)
Bold indicates parameter exceeds Canadian DW Quality. (Current as of 15-November-2012.)
Underline indicates parameter exceeds BC CSR (DW/AW). (Current as of 15-November-2012.)

Table 18
Groundwater Analytical Results - Dissolved Metals
Lots 2 and 4, Surrey-Brownsville Site

Area ID	FCSAP CLIL Fresh/Marine	Canadian DW Quality	BC CSR (DW/AW)	1, 2, 26, 27	1, 2, 26, 27	1, 2, 26, 27
Station ID				MV-11BH-03M	MV-11BH-03M	LI14
Field label				MV-11BH-03M	MV-GWDUP2	LI 14
Duplicate ID				MV-GWDUP2	MV-11BH-03M	
Date				6/Feb/12	6/Feb/12	28/Mar/94
Lab report ID				12V572231	12V572231	1700-K
Consultants				Franz	Franz	SRK
Screen depth (m)				2.13 – 3.66	2.13 – 3.66	1.5 – 3
pH	6.5 to 8.7	6.5 to 8.5	-	6.78	6.78	-
Hardness (CaCO3) (mg/L)	-	-	-	241000	241000	-
Dissolved Aluminum	5 pH < 6.5 100 pH ≥ 6.5	100	9500	66	-	-
Dissolved Antimony	1600	6	6	0.09	-	-
Dissolved Arsenic	5	10	10	4.4	-	-
Dissolved Barium	500	1000	1000	108.0	-	-
Dissolved Beryllium	5.3	-	53	0.01	-	-
Dissolved Boron	5000	5000	5000	52	-	-
Dissolved Cadmium	0.017	5	0.6	0.02	-	-
Dissolved Calcium	-	-	-	77800	-	-
Dissolved Chromium	8.9	50	10	25.0	-	<30
Dissolved Chromium (III)	-	-	50	-	-	-
Dissolved Chromium (VI)	-	-	10	-	-	-
Dissolved Cobalt	-	-	40	2.59	-	-
Dissolved Copper	2	1000	20	0.4	-	0.4
Dissolved Iron	300	300	6500	34600	-	-
Dissolved Lead	2	10	10	0.22	-	-
Dissolved Lithium	-	-	730	0.6	-	-
Dissolved Magnesium	-	-	100000	11400	-	-
Dissolved Manganese	-	50	550	1800	-	-
Dissolved Mercury	0.016	1	1	0.003	-	-
Dissolved Molybdenum	73	-	250	0.35	-	-
Dissolved Nickel	83	-	83	4.3	-	-
Dissolved Selenium	1	10	10	0.2	-	-
Dissolved Silicon	-	-	-	-	-	-
Dissolved Silver	0.1	-	15	<0.01	-	-
Dissolved Sodium	-	200000	200000	7980	8500	-
Dissolved Strontium	-	-	22000	-	-	-
Dissolved Tellurium	-	-	-	-	-	-
Dissolved Thallium	0.8	-	3	0.017	-	-
Dissolved Thorium	-	-	-	-	-	-
Dissolved Tin	-	-	22000	-	-	-
Dissolved Titanium	100	-	1000	102.0	-	-
Dissolved Uranium	300	20	20	0.20	-	-
Dissolved Vanadium	-	-	-	2.8	-	-
Dissolved Zinc	10	5000	100	15	-	-
Dissolved Zirconium	-	-	-	-	-	-

Notes

All units in ug/L, unless otherwise noted.

"-" indicates that there is no applicable standard or analyses were not performed.

Red cells indicates parameter exceeds FCSAP CLIL Fresh/Marine. (Current as of 15-November-2012)

Bold indicates parameter exceeds Candian DW Quality. (Current as of 15-November-2012)

Underline indicates parameter exceeds BC CSR (DW/AW). (Current as of 15-November-2012)

Table 18
Groundwater Analytical Results Within 10m of the High Water Mark - Metals
Lots 2 and 4, Surrey-Brownsville Site

Area ID	CCME (AW/AW-m)	BC WQ Guidelines (approved and working)	2	2	2	2	2	2	2	2	
Station ID			2-BH27	2-BH27	2-BH28	2-BH28	2-BH29	2-BH29	MW2-29	MW2-29	MW2-29
Field label			BH27 W-1	27 Lot 2	BH28 W-1	28 lot 2	BH29 W-1	29 Lot 2	MW2-29	MW2-29	MW2-29
Duplicate ID											
Date			24/Jul/98	15/Jun/00	24/Jul/98	15/Jun/00	23/Jul/98	15/Jun/00	21/Feb/07	31/Jul/07	5/Sep/07
Lab report ID			Next Cantest-1998	2-51-935-water	Next Cantest-1998	2-51-935-water	Next Cantest-1998	2-51-935-water	405-006.03_Chrome	405-006.03_Chrome	405-006.03_Chrome
Consultants			NEXT	NEXT	NEXT	NEXT	NEXT	NEXT	Hemmera	Hemmera	Hemmera
Screen depth (m)			0.5 - 3.5	0.5 - 3.5	0.5 - 3.5	0.5 - 3.5	0.5 - 3.5	0.5 - 3.5			
Dissolved Aluminum	5 pH < 6.5 100 pH ≥ 6.5	0.1	<5	-	<5	-	24900	-	-	-	-
Dissolved Antimony	-	14	<1	-	<1	-	<1	-	-	-	-
Dissolved Arsenic	5	5	2	-	9	-	46	-	-	-	-
Dissolved Barium	-	200	870	-	22	-	630	-	-	-	-
Dissolved Beryllium	-	4	<1	-	<1	-	<1	-	-	-	-
Dissolved Boron	-	1200	90	-	80	-	90	-	-	-	-
Dissolved Cadmium	0.017	0.12	<0.2	-	<0.2	-	2.2	-	-	-	-
Dissolved Calcium	-	4000-8000	170000	-	56900	-	76800	-	-	-	-
Dissolved Chromium	-	1	-	130	-	29	-	8	<10	1	2
Total Chromium	-	1	25	-	190	-	560	-	-	-	-
Dissolved Chromium (III)	8.9	8.9	-	-	-	-	-	-	<10	<10	<10
Total Chromium (III)	8.9	8.9	-	-	-	-	-	-	-	-	-
Dissolved Chromium (VI)	1	1	-	-	-	-	-	-	<20	<10	<20
Dissolved Cobalt	-	110	<1	-	<1	-	41	-	-	-	-
Dissolved Copper	4	3	3	-	3	-	160	-	-	-	-
Dissolved Iron	300	350	-	-	-	-	139000	-	-	-	-
Dissolved Lead	7	3	<1	-	<1	-	59	-	-	-	-
Dissolved Lithium	-	870	-	-	-	-	-	-	-	-	-
Dissolved Magnesium	-	-	47400	-	16200	-	26100	-	-	-	-
Dissolved Manganese	-	100	-	-	-	-	5050	-	-	-	-
Dissolved Mercury	0.016	1	0.05	-	0.05	-	0.05	-	-	-	-
Dissolved Molybdenum	73	250	4	-	<1	-	1	-	-	-	-
Dissolved Nickel	150	110	16	-	6	-	160	-	-	-	-
Dissolved Selenium	1	2	<2	-	<2	-	<2	-	-	-	-
Dissolved Silver	0.1	0.5	<0.1	-	<0.1	-	<0.1	-	-	-	-
Dissolved Sodium	-	-	-	-	-	-	-	-	-	-	-
Dissolved Thallium	0.8	-	<0.1	-	<0.1	-	<0.1	-	-	-	-
Dissolved Titanium	-	2000	-	-	-	-	-	-	-	-	-
Dissolved Uranium	-	-	2.1	-	<0.5	-	2.8	-	-	-	-
Dissolved Vanadium	-	-	-	-	-	-	-	-	-	-	-
Dissolved Zinc	30	10	11	-	6	-	300	-	-	-	-

Area ID	CCME (AW/AW-m)	BC WQ Guidelines (approved and working)	2	2	2	2	2	2	2	2	2	
Station ID			MW2-29	MW2-29	MW2-29	MW2-29	MW2-29	MW2-29	MW2-29	MW2-29	MW2-30	MW2-30
Field label			MW2-29	MW2-29	MW2-29	MW2-29	MW2-29	MW2-29	MW2-29	MW2-29	MW2-30	MW2-30
Duplicate ID												
Date			18/Dec/07	28/Jul/08	22/Oct/08	29/Jan/09	15/Apr/09	31/Aug/09	18/Nov/09	7/Feb/12	22/Feb/07	31/Jul/07
Lab report ID			405-006.03_Chrome	405-006.03_Chrome	405-006.03_Chrome	405-006.03_Chrome	405-006.03_Chrome	405-006.03_Chrome	101119170	12V572681	405-006.03_Chrome	05-006.03_Chrome
Consultants			Hemmera	Hemmera	Hemmera	Hemmera	Hemmera	Hemmera	Hemmera	Franz	Hemmera	Hemmera
Screen depth (m)												
Dissolved Aluminum	5 pH < 6.5 100 pH ≥ 6.5	0.1	-	-	-	-	-	-	-	5	-	-
Dissolved Antimony	-	14	-	-	-	-	-	-	-	<0.05	-	-
Dissolved Arsenic	5	5	-	-	-	-	-	-	-	51.9	-	-
Dissolved Barium	-	200	-	-	-	-	-	-	-	179.0	-	-
Dissolved Beryllium	-	4	-	-	-	-	-	-	-	0.01	-	-
Dissolved Boron	-	1200	-	-	-	-	-	-	-	41	-	-
Dissolved Cadmium	0.017	0.12	-	-	-	-	-	-	-	0.02	-	-
Dissolved Calcium	-	4000-8000	-	-	-	-	-	-	-	126000	-	-
Dissolved Chromium	-	1	3	60	1	0.7	<1	<1	-	1.7	20	13
Total Chromium	-	1	-	-	-	-	-	-	<1	-	-	-
Dissolved Chromium (III)	8.9	8.9	<10	<10	<10	<10	<10	<10	<10	-	<10	<10
Total Chromium (III)	8.9	8.9	-	-	-	-	-	-	<20	-	-	-
Dissolved Chromium (VI)	1	1	<20	60	<10	<10	<10	<10	<10	-	20	13
Dissolved Cobalt	-	110	-	-	-	-	-	-	-	0.59	-	-
Dissolved Copper	4	3	-	-	-	-	-	-	-	1.0	-	-
Dissolved Iron	300	350	-	-	-	-	-	-	-	79900	-	-
Dissolved Lead	7	3	-	-	-	-	-	-	-	0.21	-	-
Dissolved Lithium	-	870	-	-	-	-	-	-	-	3.0	-	-
Dissolved Magnesium	-	-	-	-	-	-	-	-	-	21600	-	-
Dissolved Manganese	-	100	-	-	-	-	-	-	-	5590	-	-
Dissolved Mercury	0.016	1	-	-	-	-	-	-	-	<0.003	-	-
Dissolved Molybdenum	73	250	-	-	-	-	-	-	-	1.03	-	-
Dissolved Nickel	150	110	-	-	-	-	-	-	-	3.2	-	-
Dissolved Selenium	1	2	-	-	-	-	-	-	-	<0.1	-	-
Dissolved Silver	0.1	0.5	-	-	-	-	-	-	-	<0.01	-	-
Dissolved Sodium	-	-	-	-	-	-	-	-	-	6210	-	-
Dissolved Thallium	0.8	-	-	-	-	-	-	-	-	0.047	-	-
Dissolved Titanium	-	2000	-	-	-	-	-	-	-	152.0	-	-
Dissolved Uranium	-	-	-	-	-	-	-	-	-	0.02	-	-
Dissolved Vanadium	-	-	-	-	-	-	-	-	-	1.1	-	-
Dissolved Zinc	30	10	-	-	-	-	-	-	-	9	-	-

Table 18
Groundwater Analytical Results Within 10m of the High Water Mark - Metals
Lots 2 and 4, Surrey-Brownsville Site

Area ID	CCME (AW-f/AW-m)	BC WQ Guidelines (approved and working)	2	2	2	2	2	2	2	2	2	
Station ID			MW2-30	MW2-30	MW2-30	MW2-30	MW2-30	MW2-30	MW2-30	MW2-30	MW2-30	MW2-31
Field label			MW2-30	MW2-30	MW2-30	MW2-30	MW2-30	MW2-30	MW2-30	MW2-30	MW2-30	MW2-31
Duplicate ID												
Date			5/Sep/07	18/Dec/07	25/Jul/08	21/Oct/08	29/Jan/09	15/Apr/09	31/Aug/09	18/Nov/09	9/Feb/12	21/Feb/07
Lab report ID			405-006.03_Chrome	405-006.03_Chrome	405-006.03_Chrome	405-006.03_Chrome	405-006.03_Chrome	405-006.03_Chrome	405-006.03_Chrome	101119170	12V573478	05-006.03_Chrome
Consultants			Hemmera	Hemmera	Hemmera	Hemmera	Hemmera	Hemmera	Hemmera	Hemmera	Franz	Hemmera
Screen depth (m)												
Dissolved Aluminum	5 pH < 6.5 100 pH ≥ 6.5	0.1	-	-	-	-	-	-	-	-	4	-
Dissolved Antimony	-	14	-	-	-	-	-	-	-	-	0.06	-
Dissolved Arsenic	5	5	-	-	-	-	-	-	-	-	4.4	-
Dissolved Barium	-	200	-	-	-	-	-	-	-	-	113.0	-
Dissolved Beryllium	-	4	-	-	-	-	-	-	-	-	0.01	-
Dissolved Boron	-	1200	-	-	-	-	-	-	-	-	46	-
Dissolved Cadmium	0.017	0.12	-	-	-	-	-	-	-	-	0.03	-
Dissolved Calcium	-	4000-8000	-	-	-	-	-	-	-	-	98200	-
Dissolved Chromium	-	1	9	13	7	5	12	15	6	-	12.8	<20
Total Chromium	-	1	-	-	-	-	-	-	-	<1	-	-
Dissolved Chromium (III)	8.9	8.9	<10	<10	<10	<10	<10	<10	<10	-	-	<10
Total Chromium (III)	8.9	8.9	-	-	-	-	-	-	-	<20	-	-
Dissolved Chromium (VI)	1	1	<20	<20	<10	<10	12	20	<20	<10	-	<20
Dissolved Cobalt	-	110	-	-	-	-	-	-	-	-	0.26	-
Dissolved Copper	4	3	-	-	-	-	-	-	-	-	0.3	-
Dissolved Iron	300	350	-	-	-	-	-	-	-	-	36600	-
Dissolved Lead	7	3	-	-	-	-	-	-	-	-	0.16	-
Dissolved Lithium	-	870	-	-	-	-	-	-	-	-	2.9	-
Dissolved Magnesium	-	-	-	-	-	-	-	-	-	-	35900	-
Dissolved Manganese	-	100	-	-	-	-	-	-	-	-	2080	-
Dissolved Mercury	0.016	1	-	-	-	-	-	-	-	-	<0.003	-
Dissolved Molybdenum	73	250	-	-	-	-	-	-	-	-	<0.05	-
Dissolved Nickel	150	110	-	-	-	-	-	-	-	-	1.5	-
Dissolved Selenium	1	2	-	-	-	-	-	-	-	-	0.2	-
Dissolved Silver	0.1	0.5	-	-	-	-	-	-	-	-	<0.01	-
Dissolved Sodium	-	-	-	-	-	-	-	-	-	-	14000	-
Dissolved Thallium	0.8	-	-	-	-	-	-	-	-	-	0.024	-
Dissolved Titanium	-	2000	-	-	-	-	-	-	-	-	114.0	-
Dissolved Uranium	-	-	-	-	-	-	-	-	-	-	0.01	-
Dissolved Vanadium	-	-	-	-	-	-	-	-	-	-	0.9	-
Dissolved Zinc	30	10	-	-	-	-	-	-	-	-	11	-

Area ID	CCME (AW-f/AW-m)	BC WQ Guidelines (approved and working)	2	2	2	2	2	2	2	2	1, 2, 26, 27	
Station ID			MW2-31	MW2-31	MW2-31	MW2-31	MW2-31	MW2-31	MW2-31	MW2-31	MW2-31	MV-11BH-02M
Field label			MW2-31	MW2-31	MW2-31	MW2-31	MW2-31	MW2-31	MW2-31	MW2-31	MV-11BH-02M	
Duplicate ID												
Date			31/Jul/07	5/Sep/07	18/Dec/07	28/Jul/08	21/Oct/08	29/Jan/09	15/Apr/09	31/Aug/09	18/Nov/09	6/Feb/12
Lab report ID			405-006.03_Chrome	405-006.03_Chrome	405-006.03_Chrome	405-006.03_Chrome	405-006.03_Chrome	405-006.03_Chrome	405-006.03_Chrome	405-006.03_Chrome	101119170	12V572231
Consultants			Hemmera	Hemmera	Hemmera	Hemmera	Hemmera	Hemmera	Hemmera	Hemmera	Hemmera	Franz
Screen depth (m)												4.57 - 6.1
Dissolved Aluminum	5 pH < 6.5 100 pH ≥ 6.5	0.1	-	-	-	-	-	-	-	-	-	3
Dissolved Antimony	-	14	-	-	-	-	-	-	-	-	-	<0.05
Dissolved Arsenic	5	5	-	-	-	-	-	-	-	-	-	21.8
Dissolved Barium	-	200	-	-	-	-	-	-	-	-	-	101.0
Dissolved Beryllium	-	4	-	-	-	-	-	-	-	-	-	<0.01
Dissolved Boron	-	1200	-	-	-	-	-	-	-	-	-	58
Dissolved Cadmium	0.017	0.12	-	-	-	-	-	-	-	-	-	0.01
Dissolved Calcium	-	4000-8000	-	-	-	-	-	-	-	-	-	142000
Dissolved Chromium	-	1	3	<1	2	1	1	1	1	<1	-	4.8
Total Chromium	-	1	-	-	-	-	-	-	-	<1	-	-
Dissolved Chromium (III)	8.9	8.9	<10	<10	<10	<10	<10	<10	<10	<10	-	-
Total Chromium (III)	8.9	8.9	-	-	-	-	-	-	-	<20	-	-
Dissolved Chromium (VI)	1	1	<10	<20	<20	<10	<20	<10	<10	<10	-	-
Dissolved Cobalt	-	110	-	-	-	-	-	-	-	-	-	0.29
Dissolved Copper	4	3	-	-	-	-	-	-	-	-	-	0.3
Dissolved Iron	300	350	-	-	-	-	-	-	-	-	-	53300
Dissolved Lead	7	3	-	-	-	-	-	-	-	-	-	0.16
Dissolved Lithium	-	870	-	-	-	-	-	-	-	-	-	2.8
Dissolved Magnesium	-	-	-	-	-	-	-	-	-	-	-	25300
Dissolved Manganese	-	100	-	-	-	-	-	-	-	-	-	3160
Dissolved Mercury	0.016	1	-	-	-	-	-	-	-	-	-	<0.003
Dissolved Molybdenum	73	250	-	-	-	-	-	-	-	-	-	0.49
Dissolved Nickel	150	110	-	-	-	-	-	-	-	-	-	1.2
Dissolved Selenium	1	2	-	-	-	-	-	-	-	-	-	<0.1
Dissolved Silver	0.1	0.5	-	-	-	-	-	-	-	-	-	<0.01
Dissolved Sodium	-	-	-	-	-	-	-	-	-	-	-	7960
Dissolved Thallium	0.8	-	-	-	-	-	-	-	-	-	-	0.016
Dissolved Titanium	-	2000	-	-	-	-	-	-	-	-	-	162.0
Dissolved Uranium	-	-	-	-	-	-	-	-	-	-	-	0.04
Dissolved Vanadium	-	-	-	-	-	-	-	-	-	-	-	0.7
Dissolved Zinc	30	10	-	-	-	-	-	-	-	-	-	5

Notes
All units in ug/L, unless otherwise noted.
"-" indicates that there is no applicable standard or analyses were not performed.
Red cells indicates parameter exceeds CCME (AW-f/AW-m). (Current as of 15-November-2012)
Bold cells indicates parameter exceeds BC WQ Guidelines

Table 19
Groundwater Analytical Results - PAHs
Lots 2 and 4, Surrey-Brownsville Site

Area ID	FCSAP CLIL Fresh/Marine	Canadian DW Quality	BC CSR (DW/AW)	1, 2, 26, 27
Station ID				MV-11BH-03M
Field label				MV-11BH-03M
Duplicate ID				
Date				6/Feb/12
Lab report ID				12V572231
Consultants				Franz
Screen depth (m)				2.13 – 3.66
Acenaphthene				5.8
Acenaphthylene	46	-	-	<0.05
Acridine	0.05	-	0.5	<0.05
Anthracene	0.012	-	1	<0.05
Benzo[a]anthracene	0.018	-	1	<0.05
Benzo[a]pyrene	0.015	0.01	0.01	<0.01
Benzo[b]fluoranthene	-	-	-	<0.05
Benzo[ghi]perylene	0.17	-	-	<0.05
Benzo[k]fluoranthene	0.48	-	-	<0.05
Chrysene	1.4	-	1	<0.05
Dibenzo[a,h]anthracene	0.26	-	-	<0.05
Fluoranthene	0.04	-	2	<0.05
Fluorene	3	-	120	<0.05
Indeno[1,2,3-cd]pyrene	0.21	-	-	<0.05
Naphthalene	1.1	-	10	<0.05
Phenanthrene	0.4	-	3	<0.05
Pyrene	0.025	-	0.2	<0.02
Quinoline	3.4	-	34	<0.1

Notes

All units in ug/L.

"-" indicates that there is no applicable standard or analyses were not performed.

Red cells indicates parameter exceeds FCSAP CLIL Fresh/Marine. (Current as of 15-November-2012)

Bold indicates parameter exceeds Candian DW Quality. (Current as of 15-November-2012)

Underline indicates parameter exceeds BC CSR (DW/AW). (Current as of 15-November-2012)

Table 19
 Groundwater Analytical Results Within 10m of the High Water Mark - PAHs
 Lots 2 and 4, Surrey-Brownsville Site

Area ID	CCME (AW-f/AW-m)	BC WQ Guidelines (approved and working)	2	2	1, 2, 26, 27		
Station ID			MW2-29	MW2-30	MV-11BH-02M		
Field label			MW2-29	MW2-30	MV-11BH-02M		
Duplicate ID							
Date			7/Feb/12	9/Feb/12	6/Feb/12		
Lab report ID			12V572681	12V573478	12V572231		
Consultants			Hemmera	Franz	Franz		
Screen depth (m)					4.57 – 6.1		
Acenaphthene			5.8	6	<0.05	<0.05	<0.05
Acenaphthylene			-	0.128	<0.05	<0.05	<0.05
Acridine	4.4	0.05	<0.05	<0.05	<0.05		
Anthracene	0.012	0.1	<0.05	<0.05	<0.05		
Benzo[a]anthracene	0.018	0.1	<0.05	<0.05	<0.05		
Benzo[a]pyrene	0.015	0.01	<0.01	<0.01	<0.01		
Benzo[b]fluoranthene	-	-	<0.05	<0.05	<0.05		
Benzo[ghi]perylene	-	0.1	<0.05	<0.05	<0.05		
Benzo[k]fluoranthene	-	0.24	<0.05	<0.05	<0.05		
Chrysene	-	0.1	<0.05	<0.05	<0.05		
Dibenzo[a,h]anthracene	-	0.135	<0.05	<0.05	<0.05		
Fluoranthene	0.04	4	<0.05	<0.05	<0.05		
Fluorene	3	12	<0.05	<0.05	<0.05		
Indeno[1,2,3-cd]pyrene	-	0.07	<0.05	<0.05	<0.05		
Naphthalene	1.1	1	<0.05	<0.05	<0.05		
Phenanthrene	0.4	0.3	<0.05	<0.05	<0.05		
Pyrene	0.025	0.02	<0.02	0.03	<0.02		
Quinoline	3.4	3.4	<0.1	<0.1	<0.1		

Notes

All units in ug/L.

"-" indicates that there is no applicable standard or analyses were not performed.

Red cells indicates parameter exceeds CCME (AW-f/AW-m). (Current as of 15-November-2012)

Bold cells indicates parameter exceeds BC WQ Guidelines

Table 20
Groundwater Analytical Results - Petroleum Hydrocarbons
Lots 2 and 4, Surrey-Brownsville Site

Area ID	FCSAP CLIL Fresh/Marine	Canadian DW Quality	BC CSR (DW/AW)	2	2	1, 2, 26, 27
Station ID				2-BH1	4-BH3	MV-11BH-03M
Field label				BH1 W-1	BH3 W-1A	MV-11BH-03M
Duplicate ID						
Date				24/Jul/98	23/Jul/98	6/Feb/12
Lab report ID				Next_Cantest-1998	8073043	12V572231
Consultants				NEXT	NEXT	Franz
Screen depth (m)				0.5 – 3.5	0.5 – 3.5	2.13 – 3.66
EPH (C10-C19)				-	-	5000
EPH (C19-C32)	-	-	-	-	-	<100
LEPH	-	-	500	-	-	<100
HEPH	-	-	-	-	-	<100
VH C6-C10	-	-	15000	-	-	<100
VPH (VH6-10) minus BTEX	-	-	1500	<100	<100	<100
F1 (C6-C10)	-	-	-	-	-	<100
F1 (C6-C10) minus BTEX	9100	-	-	-	-	<100
F2 (C10-C16)	1300	-	-	-	-	<100
F3 (C16-C34)	-	-	-	-	-	<100
F4 (C34-C50)	-	-	-	-	-	<100

Notes

All units in ug/L.

"-" indicates that there is no applicable standard or analyses were not performed.

Red cells indicates parameter exceeds FCSAP CLIL Fresh/Marine. (Current as of 15-November-2012)

Bold indicates parameter exceeds Candian DW Quality. (Current as of 15-November-2012)

Underline indicates parameter exceeds BC CSR (DW/AW). (Current as of 15-November-2012)

Table 20
Groundwater Analytical Results Within 10m of the High Water Mark - Petroleum Hydrocarbons
Lots 2 and 4, Surrey-Brownsville Site

Area ID	CCME (AW-f/AW-m)	BC WQ Guidelines (approved and working)	2	2	2	2	1, 2, 26, 27
Station ID			2-BH28	2-BH29	MW2-29	MW2-30	MV-11BH-02M
Field label			BH28 W-1	BH29 W-1	MW2-29	MW2-30	MV-11BH-02M
Duplicate ID							
Date			24/Jul/98	23/Jul/98	7/Feb/12	9/Feb/12	6/Feb/12
Lab report ID			Next_Cantest-1998	Next_Cantest-1998	12V572681	12V573478	12V572231
Consultants			NEXT	NEXT	Franz	Franz	Franz
Screen depth (m)			0.5 – 3.5	0.5 – 3.5			4.57 – 6.1
EPH (C10-C19)			-	-	-	-	<100
EPH (C19-C32)	-	-	-	-	<100	<100	<100
HEPH	-	-	-	-	<100	<100	<100
LEPH	-	-	-	-	<100	<100	<100
VH C6-C10	-	-	-	-	<100	<100	<100
VPH (VH6-10) minus BTEX	-	-	<1000	<100	<100	<100	<100
F1 (C6-C10)	-	-	-	-	<100	<100	<100
F1 (C6-C10) minus BTEX	-	-	-	-	<100	<100	<100
F2 (C10-C16)	-	-	-	-	<100	<100	<100
F3 (C16-C34)	-	-	-	-	<100	<100	<100
F4 (C34-C50)	-	-	-	-	<100	100	<100

Notes

All units in ug/L.

"-" indicates that there is no applicable standard or analyses were not performed.

Red cells indicates parameter exceeds CCME (AW-f/AW-m). (Current as of 15-November-2012)

Table 21
Groundwater Analytical Results - Phenols/Chlorophenols
Lots 2 and 4, Surrey-Brownsville Site

Area ID	FCSAP CLIL Fresh/Marine	Canadian DW Quality	BC CSR (DW/AW)	2	2	2	2	2	1	2	1, 2, 26, 27
Station ID				2-BH1	2-BH23	2-BH4	4-BH1	4-BH3	4-BH5	MV-11BH-01M	MV-11BH-03M
Field label				BH1 W-1	BH23 W-1	BH4 W-1	BH1 W-1	BH3 W-1A	BH5 W-1 Lot #4	MV-11BH-01M	MV-11BH-03M
Duplicate ID											
Date				24/Jul/98	24/Jul/98	23/Jul/98	23/Jul/98	23/Jul/98	23/Jul/98	7/Feb/12	6/Feb/12
Lab report ID				Next_Cantest-1998	Next_Cantest-1998	Next_Cantest-1998	8073043	8073043	8073043	12V572681	12V572231
Consultants				NEXT	NEXT	NEXT	NEXT	NEXT	NEXT		
Screen depth (m)				0.5 – 3.5	0.5 – 3.5	0.5 – 3.5	0.5 – 3.5	0.5 – 3.5	0.5 – 3.5	4.27 – 5.79	2.13 – 3.66
pH (pH units)	6.5 to 8.7	6.5 to 8.5	-	7.12	6.7	6.62	6.68	8.94	8.13	6.52	6.78
4-Chloro-3-methylphenol	-	-	-	-	-	-	-	-	-	<0.5	<0.5
2-Chlorophenol	4400	-	0.1	-	-	-	-	-	-	<0.5	<0.5
o-Cresol	-	-	-	-	-	-	-	-	-	<0.5	<0.5
m+p-Cresol	-	-	-	-	-	-	-	-	-	<0.5	<0.5
2,4-Dichlorophenol	0.2	0.3	0.3	-	-	-	-	-	-	<0.1	<0.1
2,6-Dichlorophenol	-	-	0.3	-	-	-	-	-	-	<0.1	<0.1
2,4-Dimethylphenol	2100	-	730	-	-	-	-	-	-	<0.5	<0.5
2,4-Dinitrophenol	150	-	-	-	-	-	-	-	-	<5	<5
Dinoseb	0.05	10	10	-	-	-	-	-	-	<5	<5
2-Methyl 4,6-dinitrophenol	-	-	3.7	-	-	-	-	-	-	<5	<5
2-Nitrophenol	-	-	-	-	-	-	-	-	-	<5	<5
4-Nitrophenol	-	-	-	-	-	-	-	-	-	<5	<5
Pentachlorophenol	0.5	30	1	0.06	<0.05	0.17	<0.05	<0.05	<u>1.99</u>	<0.5	<0.5
Phenol	4	-	10	-	-	-	-	-	-	<2	<2
2,3,4,5-Tetrachlorophenol	-	-	1	<0.05	<0.05	<0.05	<0.05	<0.05	<0.05	<0.5	<0.5
2,3,4,6-Tetrachlorophenol	1	1	1	<0.05	<0.05	<0.05	<0.05	<0.05	1.32	<0.5	<0.5
2,3,5,6-Tetrachlorophenol	-	-	1	-	-	-	-	-	-	<0.5	<0.5
2,4,6-Tribromophenol	-	-	-	-	-	-	96	106	96	-	-
2,3,4-Trichlorophenol	-	-	2	<0.1	<0.1	<0.1	<0.1	<0.1	<0.1	<0.5	<0.5
2,3,5-Trichlorophenol	-	-	2	<0.1	<0.1	<0.1	<0.1	<0.1	<0.1	<0.5	<0.5
2,3,6-Trichlorophenol	-	-	2	<0.1	<0.1	<0.1	<0.1	<0.1	0.14	<0.5	<0.5
2,4,5-Trichlorophenol	63	-	2	<0.1	<0.1	<0.1	<0.1	<0.1	4.68	<0.5	<0.5
2,4,6-Trichlorophenol	18	2	2	<0.1	<0.1	<0.1	<0.1	<0.1	0.33	<0.5	<0.5
3,4,5-Trichlorophenol	-	-	2	<0.1	<0.1	<0.1	<0.1	<0.1	<0.1	<0.5	<0.5

Notes

All units in ug/L, unless otherwise noted.

"-" indicates that there is no applicable standard or analyses were not performed.

Red cells indicates parameter exceeds FCSAP CLIL Fresh/Marine. (Current as of 15-November-2012)

Bold indicates parameter exceeds Candian DW Quality. (Current as of 15-November-2012)

Underline indicates parameter exceeds BC CSR (DW/AW). (Current as of 15-November-2012)

Table 21
Groundwater Analytical Results Within 10m of the High Water Mark - Phenols/Chlorophenols
Lots 2 and 4, Surrey-Brownsville Site

Area ID	CCME (AW-f/AW-m)	BC WQ Guidelines (approved and working)	2	2	1, 2, 26, 27		
Station ID			MW2-29	MW2-30	MV-11BH-02M		
Field label			MW2-29	MW2-30	MV-11BH-02M		
Duplicate ID							
Date			7/Feb/12	9/Feb/12	6/Feb/12		
Lab report ID			12V572681	12V573478	12V572231		
Consultants			Hemmera	Franz	Franz		
Screen depth (m)					4.57 – 6.1		
4-Chloro-3-methylphenol			-	-	<0.5	<0.5	<0.5
2-Chlorophenol			-	-	<0.5	<0.5	<0.5
o-Cresol	-	-	<0.5	<0.5	<0.5		
m+p-Cresol	-	-	<0.5	<0.5	<0.5		
2,4-Dichlorophenol	-	1	<0.1	<0.1	<0.1		
2,6-Dichlorophenol	-	3.3	<0.1	<0.1	<0.1		
2,4-Dimethylphenol	-	-	<0.5	<0.5	<0.5		
2,4-Dinitrophenol	-	-	<5	<5	<5		
Dinoseb	0.05	-	<5	<5	<5		
2-Methyl 4,6-dinitrophenol	-	-	<5	<5	<5		
2-Nitrophenol	-	-	<5	<5	<5		
4-Nitrophenol	-	-	<5	<5	<5		
Pentachlorophenol	0.5	-	<0.5	<0.5	<0.5		
Phenol	-	-	<2	<2	<2		
2,3,4,5-Tetrachlorophenol	-	0.6	<0.5	<0.5	<0.5		
2,3,4,6-Tetrachlorophenol	-	1.84	<0.5	<0.5	<0.5		
2,3,5,6-Tetrachlorophenol	-	-	<0.5	<0.5	<0.5		
2,3,4-Trichlorophenol	-	0.8	<0.5	<0.5	<0.5		
2,3,5-Trichlorophenol	-	0.8	<0.5	<0.5	<0.5		
2,3,6-Trichlorophenol	-	2.6	<0.5	<0.5	<0.5		
2,4,5-Trichlorophenol	-	0.7	<0.5	<0.5	<0.5		
2,4,6-Trichlorophenol	-	1.9	<0.5	<0.5	<0.5		
3,4,5-Trichlorophenol	-	0.3	<0.5	<0.5	<0.5		

Notes

All units in ug/L, unless otherwise noted.

"-" indicates that there is no applicable standard or analyses were not performed.

Red cells indicates parameter exceeds CCME (AW-f/AW-m). (Current as of 15-November-2012)

Bold cells indicates parameter exceeds BC WQ Guidelines

Table 22
Groundwater Analytical Results - VOCs
Lots 2 and 4, Surrey-Brownsville Site

Area ID	FCSAP CLIL Fresh/Marine	Canadian DW Quality	BC CSR (DW/AW)	2	2	2	1, 2, 26, 27	1, 2, 26, 27
Station ID				2-BH1	4-BH3	MV-11BH-01M	MV-11BH-03M	MV-11BH-03M
Field label				BH1 W-1	BH3 W-1A	MV-11BH-01M	MV-11BH-03M	MV-GWDUP2
Duplicate ID							MV-GWDUP2	MV-11BH-03M
Date				24/Jul/98	23/Jul/98	7/Feb/12	6/Feb/12	6/Feb/12
Lab report ID				Next Cantest-1998	8073043	12V572681	12V572231	12V572231
Consultants				NEXT	NEXT	Franz	Franz	Franz
Screen depth (m)				0.5 – 3.5	0.5 – 3.5	4.27 – 5.79	2.13 – 3.66	2.13 – 3.66
Acetone	330	-	33000	-	-	<10	<10	<10
Bromodichloromethane	67000	-	16	<0.1	<0.1	<1	<1	<1
Bromoform	840	-	100	<0.2	<0.2	<1	<1	<1
Bromomethane	2	-	51	-	<0.8	<1	<1	<1
Carbon tetrachloride	6.8	5	5	<0.1	<0.1	<0.5	<0.5	<0.5
Chlorobenzene	1.3	30	13	<0.1	<0.1	<1	<1	<1
Chlorodibromomethane	10000	-	100	<0.1	<0.1	<1	<1	<1
Chloroethane	-	-	46	<0.4	<0.4	<1	<1	<1
Chloroform	1.8	-	20	<0.3	<0.3	<1	<1	<1
Chloromethane	-	-	950	<0.4	<0.4	<1	<1	<1
Dibromomethane	-	-	370	-	<0.2	-	-	-
1,2-Dichlorobenzene	0.7	3	3	-	<0.1	<1	<1	<1
1,3-Dichlorobenzene	42	-	1500	-	<0.1	<0.5	<0.5	<0.5
1,4-Dichlorobenzene	26	1	1	-	<0.1	<0.5	<0.5	<0.5
Dichlorodifluoromethane	-	-	7300	-	<0.2	-	-	-
1,1-Dichloroethane	9000	-	3700	<0.1	<0.1	<1	<1	<1
1,2-Dichloroethane	100	5	5	<0.4	<0.4	<1	<1	<1
1,1-Dichloroethene	490	14	14	-	<0.1	<1	<1	<1
cis-1,2-Dichloroethene	12000	-	370	-	<0.1	<1	<1	<1
trans-1,2-Dichloroethene	12000	-	730	-	<0.1	<1	<1	<1
Dichloromethane	98	50	50	<6	<6	<1	<1	<1
1,2-Dichloropropane	9.3	-	9.9	-	<0.1	<1	<1	<1
cis-1,3-Dichloropropene	-	-	-	<0.1	<0.1	<1	<1	<1
trans-1,3-Dichloropropene	-	-	-	<0.1	<0.1	<1	<1	<1
Ethylene dibromide	3.3	-	0.34	-	<0.1	<0.3	<0.3	<0.3
2-Hexanone	-	-	-	-	<5	-	-	-
Methyl ethyl ketone	120000	-	22000	-	<5	<10	<10	<10
Methyl isobutyl ketone	57000	-	2900	-	<2	<10	<10	<10
Methyl tert-butyl ether	4300	15	15	-	-	<1	<1	<1
1,1,1,2-Tetrachloroethane	6	-	26	-	-	<1	<1	<1
1,1,2,2-Tetrachloroethane	22	-	3.4	<0.2	<0.2	<1	<1	<1
Tetrachloroethene	110	30	30	0.2	1.1	<1	<1	<1
1,2,4-Trichlorobenzene	5.4	-	54	-	-	<1	<1	<1
1,1,1-Trichloroethane	4200	-	10000	-	<0.1	<1	<1	<1
1,1,2-Trichloroethane	9400	-	12	-	<0.1	<1	<1	<1
Trichloroethene	29	5	5	<0.1	<0.1	<1	<1	<1
Trichlorofluoromethane	-	-	11000	<0.2	<0.2	<1	<1	<1
Vinyl chloride	13	2	2	<0.2	<0.2	<1	<1	<1

Notes

All units in ug/L.

"-" indicates that there is no applicable standard or analyses were not performed.

Red cells indicates parameter exceeds FCSAP CLIL Fresh/Marine. (Current as of 15-November-2012)

Bold indicates parameter exceeds Candian DW Quality. (Current as of 15-November-2012)

Underline indicates parameter exceeds BC CSR (DW/AW). (Current as of 15-November-2012)

Table 22
Groundwater Analytical Results Within 10m of the High Water Mark - VOCs
Lots 2 and 4, Surrey-Brownsville Site

Area ID	CCME (AW-f/AW-m)	BC WQ Guidelines (approved and working)	2	2	2	2	1, 2, 26, 27
Station ID			2-BH28	2-BH29	MW2-29	MW2-30	MV-11BH-02M
Field label			BH28 W-1	BH29 W-1	MW2-29	MW2-30	MV-11BH-02M
Duplicate ID							
Date			24/Jul/98	23/Jul/98	7/Feb/12	9/Feb/12	6/Feb/12
Lab report ID			Next_Cantest-1998	Next_Cantest-1998	12V572681	12V573478	12V572231
Consultants			NEXT	NEXT	Franz	Franz	Franz
Screen depth (m)			0.5 – 3.5	0.5 – 3.5			4.57 – 6.1
Acetone	-	-	-	-	<10	<10	<10
Bromodichloromethane	-	-	<2.5	<0.1	<1	<1	<1
Bromoform	-	-	<5	<0.2	<1	<1	<1
Bromomethane	-	-	-	-	<1	<1	<1
Carbon tetrachloride	13.3	13.3	<2.5	<0.1	<0.5	<0.5	<0.5
Chlorobenzene	1.3	1.3	23	<0.1	<1	<1	<1
Chlorodibromomethane	-	-	<2.5	<0.1	<1	<1	<1
Chloroethane	-	-	<10	<0.4	<1	<1	<1
Chloroform	1.8	1.8	<7.5	<0.3	<1	<1	<1
Chloromethane	-	-	<10	<0.4	<1	<1	<1
1,2-Dichlorobenzene	0.7	0.7	-	-	<1	<1	<1
1,3-Dichlorobenzene	150	150	-	-	<0.5	<0.5	<0.5
1,4-Dichlorobenzene	26	26	-	-	<0.5	<0.5	<0.5
1,1-Dichloroethane	-	-	<2.5	<0.1	<1	<1	<1
1,2-Dichloroethane	100	100	<10	<0.4	<1	<1	<1
1,1-Dichloroethene	-	-	-	-	<1	<1	<1
cis-1,2-Dichloroethene	-	-	-	-	<1	<1	<1
trans-1,2-Dichloroethene	-	-	-	-	<1	<1	<1
Dichloromethane	98.1	98.1	<150	<6	<1	<1	<1
1,2-Dichloropropane	-	-	-	-	<1	<1	<1
cis-1,3-Dichloropropene	-	-	<2.5	<0.1	<1	<1	<1
trans-1,3-Dichloropropene	-	-	<2.5	<0.1	<1	<1	<1
Ethylene dibromide	-	-	-	-	<0.3	<0.3	<0.3
Methyl ethyl ketone	-	-	-	-	<10	<10	<10
Methyl isobutyl ketone	-	-	-	-	<10	<10	<10
Methyl tert-butyl ether	5000	20	-	-	<1	<1	<1
1,1,1,2-Tetrachloroethane	-	-	-	-	<1	<1	<1
1,1,2,2-Tetrachloroethane	-	-	<5	<0.2	<1	<1	<1
Tetrachloroethene	111	111	<2.5	0.2	<1	<1	<1
1,2,4-Trichlorobenzene	5.4	-	-	-	<1	<1	<1
1,1,1-Trichloroethane	-	-	-	-	<1	<1	<1
1,1,2-Trichloroethane	-	-	-	-	<1	<1	<1
Trichloroethene	21	21	<2.5	<0.1	<1	<1	<1
Trichlorofluoromethane	-	-	<5	<0.2	<1	<1	<1
Vinyl chloride	-	-	<5	<0.2	<1	<1	<1

Notes

All units in ug/L.

"-" indicates that there is no applicable standard or analyses were not performed.

Red cells indicates parameter exceeds CCME (AW-f/AW-m). (Current as of 15-November-2012)

Bold cells indicates parameter exceeds BC WQ Guidelines

Table 23
Soil Analytical Results - Monocyclic Aromatic Hydrocarbons
Lot 3, Surrey-Brownsville Site

Area ID					3	9	9	16	16	28,32	28,32
Station ID	CCME IL (Fine, Surface)	CCME IL (Coarse, Surface)	CCME IL (Fine, Subsoil)	BC CSR IL (STRINGENT)	3-S1	MV-11BH-07M	MV-11BH-07M	MV-11BH-14M	MV-11BH-14M	MW07-9	MW07-9
Field label					S1 @ 0.5'	MV-11BH-07M-2	MV-11BH-07M-4	MV-11BH-14M-3	MV-11BH-14M-4	MW07-9-3	MW07-9-5
Duplicate ID											
Date					22/Jul/98	14/Dec/11	14/Dec/11	14/Dec/11	14/Dec/11	15/Aug/07	15/Aug/07
Lab report ID					8073131-soil	11V559248	11V559248	11V559248	11V559248	80817021	80817021
Consultants					NEXT	Franz	Franz	Franz	Franz	Hemmera	Hemmera
Depth (m)					0.15	1 – 1.5	2 – 3	1.5 – 2	2.25 – 3	1.7 – 2.286	2.667 – 3.048
Grain Type					coarse	coarse	fine	coarse	fine		
Benzene	0.0068	0.03	0.0068	0.04	<0.01	<0.02	<0.02	<0.005	<0.005	<0.04	<0.04
Ethylbenzene	0.018	0.082	0.018	7	<0.01	<0.05	<0.05	<0.01	<0.01	<0.5	<0.5
Styrene	50	50	50	50	<0.01	<0.05	<0.05	<0.05	<0.05	<0.1	<0.1
Toluene	0.08	0.37	0.08	2.5	<0.01	<0.05	<0.05	<0.05	<0.05	<0.5	<0.5
m+p-Xylene	-	-	-	-	-	<0.05	<0.05	<0.05	<0.05	-	-
o-Xylene	-	-	-	-	-	<0.05	<0.05	<0.05	<0.05	-	-
Xylenes (total)	2.4	11	2.4	20	<0.01	-	-	<0.05	<0.05	<0.1	<0.1

Notes

All units in ug/g.

"-" indicates that there is no applicable standard or analyses were not performed.

Red cells indicates parameter exceeds CCME IL (Fine, Surface). (Current as of 13-November-2012)

Bold indicates parameter exceeds CCME IL (Coarse, Surface). (Current as of 13-November-2012)

Underline indicates parameter exceeds CCME IL (Fine, Subsoil). (Current as of 13-November-2012)

Italic and dark blue text indicates parameter exceeds BC CSR IL (STRINGENT). (Current as of 13-November-2012)

Table 24
 Soil Analytical Results Compared to CSR Schedule 7 - MAHs
 Lot 3, Surrey-Brownsville Site

Area ID	BC CSR IL (Relocation to Non-Ag)	3	9	9	16	16	28,32	28,32
Station ID		3-S1	MV-11BH-07M	MV-11BH-07M	MV-11BH-14M	MV-11BH-14M	MW07-9	MW07-9
Field label		S1 @ 0.5'	MV-11BH-07M-2	MV-11BH-07M-4	MV-11BH-14M-3	MV-11BH-14M-4	MW07-9-3	MW07-9-5
Duplicate ID								
Date		22/Jul/98	14/Dec/11	14/Dec/11	14/Dec/11	14/Dec/11	15/Aug/07	15/Aug/07
Lab report ID		8073131-soil	11V559248	11V559248	11V559248	11V559248	80817021	80817021
Consultants		NEXT	Franz	Franz	Franz	Franz	Hemmera	Hemmera
Depth (m)		0.15	1 – 1.5	2 – 3	1.5 – 2	2.25 – 3	1.7 – 2.286	2.667 – 3.048
Benzene	0.04	<0.01	<0.02	<0.02	<0.005	<0.005	<0.04	<0.04
Ethylbenzene	1	<0.01	<0.05	<0.05	<0.01	<0.01	<0.5	<0.5
Styrene	5	<0.01	<0.05	<0.05	<0.05	<0.05	<0.1	<0.1
Toluene	1.5	<0.01	<0.05	<0.05	<0.05	<0.05	<0.5	<0.5
m+p-Xylene	-	-	<0.05	<0.05	<0.05	<0.05	-	-
o-Xylene	-	-	<0.05	<0.05	<0.05	<0.05	-	-
Xylenes (total)	5	<0.01	-	-	<0.05	<0.05	<0.1	<0.1

Notes

All units in ug/g.

"-" indicates that there is no applicable standard or analyses were not performed.

Red cells indicates parameter exceeds BC CSR IL (Relocation to Non-Ag). (Current as of 15-November-2012)

Table 25
Soil Analytical Results - Metals
Lot 3, Surrey-Brownsville Site

Area ID	CCME IL		BC CSR IL		7,28,32	7,28,32	7	9	7	9	9	4, 5, 9	9	7, 8, 9	5, 9	7	7	7
Station ID					S2	S3	3-BH1	3-BH2	3-BH23	3-BH3	3-BH4	3-BH31	3-BH6	3-BH7	3-BH8	MV-11BH-04M	MV-11BH-04M	MV-11BH-04M
Field label					S2 Sediment	S3 Sediment	BH1 1-1 @ 1.5'	BH2 2-1 @ 2.5'	BH24 24-1 @ 2.5'	BH3 3-1 @ 2.5'	BH4 4-2 @ 5'	BH31 31-1 @ 2'	BH6 6-1 @ 2'	BH7 7-2 @ 5'	BH8 8-1	MV-11BH-04M-3	MV-11BH-04M-4	MV-11BH-04M-5
Duplicate ID																		
Date					22/Jul/98	22/Jul/98	22/Jul/98	22/Jul/98	20/Jul/98	22/Jul/98	22/Jul/98	22/Jul/98	22/Jul/98	17/Jul/98	17/Jul/98	17/Dec/11	17/Dec/11	17/Dec/11
Lab report ID					8073131-sedimen	8073131-sedimen	8073131-soil	8073131-soil	8073131-soil	8073131-soil	8073131-soil	8073131-soil	8073131-soil	8073131-soil	8073131-soil	11V560614	11V560614	11V560614
Consultants					NEXT	NEXT	NEXT	NEXT	NEXT	NEXT	NEXT	NEXT	NEXT	NEXT	NEXT	Franz	Franz	Franz
Depth (m)																		
pH	6 to 8	-	-	-	5.8	5.8	5.4	5.4	5.2	6.6	7.2	6.2	5.1	5.8	5.8	7.9	6.3	6
Aluminum	-	-	-	-	20500	9120	6550	18300	23000	9330	9790	7640	26800	23900	22200	-	-	-
Antimony	40	40	-	-	<10	<10	<10	<10	<10	<10	<10	<10	<10	<10	<10	0.44	0.65	0.63
Arsenic	12	15	63	<10	<10	<10	<10	<10	<10	<10	<10	<10	<10	<10	<10	4.0	6.5	5.4
Barium	2000	400	192	68	54	177	138	93	63	38	160	197	127	154.0	155.0	149.0		
Beryllium	8	8	<1	<1	<1	<1	<1	<1	<1	<1	<1	<1	<1	<1	0.45	0.55	0.50	
Boron	-	-	86	20	8	15	17	13	14	12	20	19	16	<0.1	0.2	0.2		
Cadmium	22	1.5 to 25	<0.3	<0.3	<0.3	<0.3	<0.3	<0.3	<0.3	<0.3	<0.3	<0.3	<0.3	<0.3	0.09	0.31	0.31	
Calcium	-	-	14200	4980	5160	6900	4250	5590	20300	3890	5300	6450	5070	-	-	-	-	
Chromium	87	60	58	37	20	70	51	36	31	27	64	64	48	50	46	46		
Cobalt	300	300	16	9	7	5	11	7	8	7	11	10	9	10.5	10.3	10.5		
Copper	91	100 to 250	92	22	14	36	29	21	38	13	20	33	23	16.1	37.9	33.9		
Iron	-	-	129000	71600	11000	16100	30500	18100	21400	14800	28400	27900	24700	-	-	-	-	
Lead	600	100 to 2000	67	<30	<30	159	<30	218	<30	<30	<30	<30	106	10.00	9.55	10.30		
Magnesium	-	-	9680	8370	6640	4630	9110	7330	7390	6420	9550	8190	7830	-	-	-	-	
Manganese	-	19000	2050	440	225	230	246	268	692	221	334	296	341	-	-	-	-	
Mercury	50	150	0.09	0.03	0.06	0.07	0.04	0.02	0.03	0.02	0.06	0.1	0.05	0.04	0.06	0.06		
Molybdenum	40	40	<4	<4	<4	5	<4	<4	<4	<4	<4	<4	<4	1.24	1.91	1.78		
Nickel	50	500	35	34	25	28	36	30	30	29	36	32	31	32.9	36.0	35.4		
Selenium	2.9	10	<3	<3	<3	<3	<3	<3	<3	<3	<3	<3	<3	0.6	1.0	1.0		
Silver	40	40	<2	<2	<2	<2	<2	<2	<2	<2	<2	<2	<2	<0.05	0.11	0.10		
Sodium	-	-	949	263	281	393	257	377	343	195	398	388	258	-	-	-	-	
Strontium	-	100000	75	30	25	42	36	32	91	18	50	62	38	-	-	-	-	
Thallium	1	-	-	-	-	-	-	-	-	-	-	-	-	0.17	0.16	0.16		
Tin	300	300	<5	<5	<5	24	<5	<5	<5	<5	<5	7	<5	1.41	1.03	1.19		
Titanium	-	-	993	351	311	224	225	504	305	407	701	360	220	-	-	-	-	
Uranium	300	200	-	-	-	-	-	-	-	-	-	-	-	1.13	2.01	2.15		
Vanadium	130	-	78	40	23	42	53	44	40	36	72	60	51	63	64	61		
Zinc	360	150 to 600	4270	250	97	172	80	119	40	32	102	136	71	73	71	72		

Notes																			
Area ID	CCME IL		BC CSR IL		9	9	9	9	9	9	9	9	9	9	19, 9	19, 9	7,28	7,28	
Station ID					MV-11BH-05	MV-11BH-06	MV-11BH-06	MV-11BH-07M	MV-11BH-07M	MV-11BH-08	MV-11BH-08	MV-11BH-08	MV-11BH-08	MV-11BH-09	MV-11BH-09	MV-11BH-10M	MV-11BH-10M	SS-2	SS-9
Field label					MV-11BH-05-2	MV-11BH-06-1	MV-11BH-06-3	MV-11BH-07M-1	MV-11BH-07M-3	MV-11BH-08-2	MV-Dup1	MV-11BH-08-2	MV-11BH-08-3	MV-11BH-09-1	MV-11BH-09-2	MV-11BH-10M-1	MV-11BH-10M-3	SS2	SS9
Duplicate ID																			
Date					12/Dec/11	12/Dec/11	12/Dec/11	14/Dec/11	14/Dec/11	12/Dec/11	12/Dec/11	12/Dec/11	12/Dec/11	14/Dec/11	14/Dec/11	12/Dec/11	12/Dec/11	14/Sep/94	14/Sep/94
Lab report ID					11V559211	11V559211	11V559211	11V559248	11V559248	11V559211	11V559211	11V559211	11V559211	11V559248	11V559248	11V559211	11V559211	E3921	E3921
Consultants					Franz	Franz	Franz	Franz	Franz	Franz	Franz	Franz	Franz	Franz	Franz	Franz	Franz	SRK	SRK
Depth (m)					1 - 1.5	0.5 - 1	1.5 - 2	0.5 - 1	1.5 - 2	0.5 - 1	0.5 - 1	0.5 - 1	1.5 - 2	0.5 - 1	1 - 1.5	0.75	1.5 - 2	0.2	0.2
pH	6 to 8	-	-	-	6.3	6.1	5.4	8.7	7.2	6.2	5.9	5.9	6.5	6.5	7.7	7.1	-	-	
Aluminum	-	-	-	-	-	-	-	-	-	-	-	-	-	-	-	-	-	-	
Antimony	40	40	0.18	0.30	0.38	0.34	0.49	0.42	0.51	0.52	0.40	0.33	0.27	0.50	-	-	-		
Arsenic	12	15	2.4	2.2	3.2	2.8	3.0	4.5	5.1	4.2	2.8	2.3	3.0	2.5	7.02	3.33			
Barium	2000	400	42.1	54.4	166.0	58.0	153.0	98.5	119.0	136.0	110.0	107.0	51.8	135.0	60.8	43.8			
Beryllium	8	8	0.16	0.14	0.51	0.18	0.43	0.38	0.52	0.47	0.31	0.30	0.18	0.39	-	-			
Boron	-	-	0.1	1.8	0.5	0.1	0.9	0.2	0.2	0.2	0.5	0.4	0.4	0.3	-	-			
Cadmium	22	1.5 to 25	0.10	0.09	0.20	0.12	0.50	0.09	0.09	0.25	0.13	0.09	0.11	0.21	<2.0	<2.0			
Calcium	-	-	-	-	-	-	-	-	-	-	-	-	-	-	-	-	-		
Chromium	87	60	26	27	33	28	40	39	50	53	38	36	21	55	20.7	23.3			
Cobalt	300	300	6.1	5.9	3.9	7.1	3.8	11.6	13.5	9.6	5.1	5.4	7.1	9.3	5.7	6.5			
Copper	91	100 to 250	11.7	15.0	18.2	16.8	15.3	18.4	20.8	31.4	17.1	14.8	14.2	22.2	24.7	19.2			
Iron	-	-	-	-	-	-	-	-	-	-	-	-	-	-	-	-	-		
Lead	600	100 to 2000	2.14	5.29	13.10	3.23	16.60	6.54	8.13	7.86	11.40	9.03	3.13	9.00	124	37			
Magnesium	-	-	-	-	-	-	-	-	-	-	-	-	-	-	-	-	-		
Manganese	-	19000	-	-	-	-	-	-	-	-	-	-	-	-	-	-	-		
Mercury	50	150	0.02	0.03	0.08	0.03	0.07	0.04	0.04	0.06	0.06	0.05	0.03	0.05	0.031	0.024			
Molybdenum	40	40	0.52	1.19	0.68	0.57	0.61	0.51	0.85	0.85	0.70	0.58	0.32	0.54	<4.0	<4.0			
Nickel	50	500	24.2	24.0	18.8	29.5	18.1	32.0	36.5	38.1	18.9	19.6	26.8	34.6	14.7	23.4			
Selenium	2.9	10	0.2	0.2	0.6	0.8	0.8	0.4	0.6	0.5	0.3	0.4	0.2	0.5	<0.10	<0.10			
Silver	40	40	<0.05	<0.05	0.12	<0.05	0.10	<0.05	<0.05	0.10	0.08	0.06	<0.05	0.07	<2.0	<2.0			
Sodium	-	-	-	-	-	-	-	-	-	-	-	-	-	-	-	-	-		
Strontium	-	100000	-	-	-	-	-	-	-	-	-	-	-	-	-	-	-		
Thallium	1	-	<0.05	<0.05	0.16	<0.05	0.19	0.10	0.13	0.12	0.14	0.14	<0.05	0.14	-	-			
Tin	300	300	0.15	0.45	1.22	0.33	2.50	0.38	0.43	0.43	0.66	0.49	0.22	0.55	<30	<30			
Titanium	-	-	-	-	-	-	-	-	-	-	-	-	-	-	-	-	-		
Uranium	300	200	0.25	0.28	1.06	0.33	1.11	0.75	0.94	1.12	0.79	0.73	0.28	0.95	-	-			
Vanadium	130	-	37	37	39	41	41	59	68	62	48	41	58	-	-	-			
Zinc	360	150 to 600	36	44	40	43	89	70	84	80	62	53	52	75	98.5	69.9			

Notes
All units in ug/g

Table 26
Soil Analytical Results Compared to CSR Schedule 7 - Metals

Lot 3, Surrey-Brownsville Site

Area ID	BC CSR IL (Relocation to Non-Ag)	7	9	7	9	4, 5, 9	9	7, 8, 9	5, 9	7	7	
Station ID		3-BH1	3-BH2	3-BH23	3-BH3	3-BH31	3-BH6	3-BH7	3-BH8	MV-11BH-04M	MV-11BH-04M	
Field label		BH1 1-1 @ 1.5'	BH2 2-1 @ 2.5'	BH24 24-1 @ 2.5'	BH3 3-1 @ 2.5'	BH31 31-1 @ 2'	BH6 6-1 @ 2'	BH7 7-2 @ 5'	BH8 8-1	MV-11BH-04M-3	MV-11BH-04M-4	
Duplicate ID												
Date		22/Jul/98	22/Jul/98	20/Jul/98	22/Jul/98	22/Jul/98	22/Jul/98	17/Jul/98	17/Jul/98	17/Dec/11	17/Dec/11	
Lab report ID		8073131-soil	8073131-soil	8073131-soil	8073131-soil	8073131-soil	8073131-soil	8073131-soil	8073131-soil	11V560614	11V560614	
Consultants		NEXT	NEXT	NEXT	NEXT	NEXT	NEXT	NEXT	NEXT	Franz	Franz	
Depth (m)		0.46	0.76	0.76	0.76	0.6	0.6	1.5	0.6	2 – 3	3 – 4	
Aluminum		-	6550	18300	23000	9330	7640	26800	23900	22200	-	-
Antimony		20	<10	<10	<10	<10	<10	<10	<10	<10	0.44	0.65
Arsenic	15	<10	<10	<10	<10	<10	<10	<10	<10	4.0	6.5	
Barium	400	54	177	138	93	38	160	197	127	154.0	155.0	
Beryllium	4	<1	<1	<1	<1	<1	<1	<1	<1	0.45	0.55	
Boron	-	8	15	17	13	12	20	19	16	<0.1	0.2	
Cadmium	1.5	<0.3	<0.3	<0.3	<0.3	<0.3	<0.3	<0.3	<0.3	0.09	0.31	
Calcium	-	5160	6900	4250	5590	3890	5300	6450	5070	-	-	
Chromium	60	20	70	51	36	27	64	64	48	50	46	
Cobalt	50	7	5	11	7	7	11	10	9	10.5	10.3	
Copper	90	14	36	29	21	13	20	33	23	16.1	37.9	
Iron	-	11000	16100	30500	18100	14800	28400	27900	24700	-	-	
Lead	100	<30	159	<30	218	<30	<30	106	<30	10.00	9.55	
Magnesium	-	6640	4630	9110	7330	6420	9550	8190	7830	-	-	
Manganese	-	225	230	246	268	221	334	296	341	-	-	
Mercury	15	0.06	0.07	0.04	0.02	0.02	0.06	0.1	0.05	0.04	0.06	
Molybdenum	10	<4	5	<4	<4	<4	<4	<4	<4	1.24	1.91	
Nickel	100	25	28	36	30	29	36	32	31	32.9	36.0	
Selenium	3	<3	<3	<3	<3	<3	<3	<3	<3	0.6	1.0	
Silver	20	<2	<2	<2	<2	<2	<2	<2	<2	<0.05	0.11	
Sodium	-	281	393	257	377	195	398	388	258	-	-	
Strontium	-	25	42	36	32	18	50	62	38	-	-	
Thallium	-	-	-	-	-	-	-	-	-	0.17	0.16	
Tin	50	<5	24	<5	<5	<5	<5	7	<5	1.41	1.03	
Titanium	-	311	224	225	504	407	701	360	220	-	-	
Uranium	-	-	-	-	-	-	-	-	-	1.13	2.01	
Vanadium	200	23	42	53	44	36	72	60	51	63	64	
Zinc	150	97	172	80	119	32	102	136	71	73	71	

Notes

All units in ug/g.

"-" indicates that there is no applicable standard or analyses were not performed.

Red cells indicates parameter exceeds BC CSR IL (Relocation to Non-Ag). (Current as of 15-November-2012)

Table 26
Soil Analytical Results Compared to CSR Schedule 7 - Metals

Lot 3, Surrev-Brownsville Site

Area ID	BC CSR IL (Relocation to Non-Ag)	7	9	9	9	9	9	9	9	9	
Station ID		MV-11BH-04M	MV-11BH-05	MV-11BH-06	MV-11BH-06	MV-11BH-07M	MV-11BH-07M	MV-11BH-08	MV-11BH-08	MV-11BH-08	MV-11BH-09
Field label		MV-11BH-04M-5	MV-11BH-05-2	MV-11BH-06-1	MV-11BH-06-3	MV-11BH-07M-1	MV-11BH-07M-3	MV-11BH-08-2	MV-Dup1	MV-11BH-08-3	MV-11BH-09-1
Duplicate ID								MV-Dup1	MV-11BH-08-2		
Date		17/Dec/11	12/Dec/11	12/Dec/11	12/Dec/11	14/Dec/11	14/Dec/11	12/Dec/11	12/Dec/11	12/Dec/11	14/Dec/11
Lab report ID		11V560614	11V559211	11V559211	11V559211	11V559248	11V559248	11V559211	11V559211	11V559211	11V559248
Consultants		Franz	Franz	Franz	Franz	Franz	Franz	Franz	Franz	Franz	Franz
Depth (m)		4.5 – 5	1 – 1.5	0.5 – 1	1.5 – 2	0.5 – 1	1.5 – 2	0.5 – 1	0.5 – 1	1.5 – 2	0.5 – 1
Aluminum	-	-	-	-	-	-	-	-	-	-	
Antimony	20	0.63	0.18	0.30	0.38	0.34	0.49	0.42	0.51	0.52	0.40
Arsenic	15	5.4	2.4	2.2	3.2	2.8	3.0	4.5	5.1	4.2	2.8
Barium	400	149.0	42.1	54.4	166.0	58.0	153.0	98.5	119.0	136.0	110.0
Beryllium	4	0.50	0.16	0.14	0.51	0.18	0.43	0.38	0.52	0.47	0.31
Boron	-	0.2	0.1	1.8	0.5	0.1	0.9	0.2	0.2	0.2	0.5
Cadmium	1.5	0.31	0.10	0.09	0.20	0.12	0.50	0.09	0.09	0.25	0.13
Calcium	-	-	-	-	-	-	-	-	-	-	-
Chromium	60	46	26	27	33	28	40	39	50	53	38
Cobalt	50	10.5	6.1	5.9	3.9	7.1	3.8	11.6	13.5	9.6	5.1
Copper	90	33.9	11.7	15.0	18.2	16.8	15.3	18.4	20.8	31.4	17.1
Iron	-	-	-	-	-	-	-	-	-	-	-
Lead	100	10.30	2.14	5.29	13.10	3.23	16.60	6.54	8.13	7.86	11.40
Magnesium	-	-	-	-	-	-	-	-	-	-	-
Manganese	-	-	-	-	-	-	-	-	-	-	-
Mercury	15	0.06	0.02	0.03	0.08	0.03	0.07	0.04	0.04	0.06	0.06
Molybdenum	10	1.78	0.52	1.19	0.68	0.57	0.61	0.51	0.85	0.85	0.70
Nickel	100	35.4	24.2	24.0	18.8	29.5	18.1	32.0	36.5	38.1	18.9
Selenium	3	1.0	0.2	0.2	0.6	0.2	0.8	0.4	0.6	0.5	0.3
Silver	20	0.10	<0.05	<0.05	0.12	<0.05	0.10	<0.05	<0.05	0.10	0.08
Sodium	-	-	-	-	-	-	-	-	-	-	-
Strontium	-	-	-	-	-	-	-	-	-	-	-
Thallium	-	0.16	<0.05	<0.05	0.16	<0.05	0.19	0.10	0.13	0.12	0.14
Tin	50	1.19	0.15	0.45	1.22	0.33	2.50	0.38	0.43	0.43	0.66
Titanium	-	-	-	-	-	-	-	-	-	-	-
Uranium	-	2.15	0.25	0.28	1.06	0.33	1.11	0.75	0.94	1.12	0.79
Vanadium	200	61	37	37	39	41	41	59	68	62	48
Zinc	150	72	36	44	40	43	89	70	84	80	62

Notes

All units in ug/g.

"-" indicates that there is no applicable standard or analyses were not performed.

Red cells indicates parameter exceeds BC CSR IL (Relocation to Non-Ag). (Current as of 15-November-2012)

Table 26
Soil Analytical Results Compared to CSR Schedule 7 - Metals

Lot 3, Surrev-Brownsville Site

Area ID	BC CSR IL (Relocation to Non-Ag)	9	19, 9	19, 9	7,32	7,32	9,16	16
Station ID		MV-11BH-09	MV-11BH-10M	MV-11BH-10M	S2	S3	SS-2	SS-9
Field label		MV-11BH-09-2	MV-11BH-10M-1	MV-11BH-10M-3	S2 Sediment	S3 Sediment	SS2	SS9
Duplicate ID								
Date		14/Dec/11	12/Dec/11	12/Dec/11	22/Jul/98	22/Jul/98	14/Sep/94	14/Sep/94
Lab report ID		11V559248	11V559211	11V559211	8073131-sedimen	8073131-sediment	E3921	E3921
Consultants		Franz	Franz	Franz	NEXT	NEXT	SRK	SRK
Depth (m)		1 – 1.5	0.75	1.5 – 2			0.2	0.2
Aluminum	-	-	-	-	20500	9120	-	-
Antimony	20	0.33	0.27	0.50	<10	<10	-	-
Arsenic	15	2.3	3.0	2.5	63	<10	7.02	3.33
Barium	400	107.0	51.8	135.0	192	68	60.8	43.8
Beryllium	4	0.30	0.18	0.39	<1	<1	-	-
Boron	-	0.4	0.4	0.3	86	20	-	-
Cadmium	1.5	0.09	0.11	0.21	<0.3	<0.3	<2.0	<2.0
Calcium	-	-	-	-	14200	4980	-	-
Chromium	60	36	21	55	58	37	20.7	23.3
Cobalt	50	5.4	7.1	9.3	16	9	5.7	6.5
Copper	90	14.8	14.2	22.2	92	22	24.7	19.2
Iron	-	-	-	-	129000	71600	-	-
Lead	100	9.03	3.13	9.00	67	<30	124	37
Magnesium	-	-	-	-	9680	8370	-	-
Manganese	-	-	-	-	2050	440	-	-
Mercury	15	0.05	0.03	0.05	0.09	0.03	0.031	0.024
Molybdenum	10	0.58	0.32	0.54	<4	<4	<4.0	<4.0
Nickel	100	19.6	26.8	34.6	35	34	14.7	23.4
Selenium	3	0.4	0.2	0.5	<3	<3	<0.10	<0.10
Silver	20	0.06	<0.05	0.07	<2	<2	<2.0	<2.0
Sodium	-	-	-	-	949	263	-	-
Strontium	-	-	-	-	75	30	-	-
Thallium	-	0.14	<0.05	0.14	-	-	-	-
Tin	50	0.49	0.22	0.55	<5	<5	<30	<30
Titanium	-	-	-	-	993	351	-	-
Uranium	-	0.73	0.28	0.95	-	-	-	-
Vanadium	200	44	41	58	78	40	-	-
Zinc	150	53	52	75	4270	250	98.5	69.9

Notes

All units in ug/g.

"-" indicates that there is no applicable standard or analyses were not performed.

Red cells indicates parameter exceeds BC CSR IL (Relocation to Non-Ag). (Current as of 15-November-2012)

Table 27
Soil Analytical Results - Polycyclic Aromatic Hydrocarbons
Lot 3, Surrey-Brownsville Site

Area ID	CCME IL	BC CSR IL	6, 9	5, 9	9	9	19, 9	19, 9	16	16	32	32	32
Station ID			3-BH11	3-BH8	MV-11BH-07M	MV-11BH-07M	MV-11BH-10M	MV-11BH-10M	MV-11BH-14M	MV-11BH-14M	MV-11BH-17M	MV-11BH-17M	MV-11BH-17M
Field label			BH11-2	BH8 8-1	MV-11BH-07M-2	MV-11BH-07M-4	MV-11BH-10M-1	MV-11BH-10M-2	MV-11BH-14M-3	MV-11BH-14M-4	MV-11BH-17M-1	MV-11BH-17M-3	MV-11BH-17M
Duplicate ID												MV-DUP7	MV-11BH-17M-3
Date			20/Jul/98	17/Jul/98	14/Dec/11	14/Dec/11	12/Dec/11	12/Dec/11	14/Dec/11	14/Dec/11	16/Dec/11	16/Dec/11	16/Dec/11
Lab report ID			8073131-soil	8073131-soil	11V559248	11V559248	11V559211	11V559211	11V559248	11V559248	11V560293	11V560293	11V560293
Consultants			NEXT	NEXT	Franz	Franz	Franz	Franz	Franz	Franz	Franz	Franz	Franz
Depth (m)			1.5	0.6	1 – 1.5	2 – 3	0.75	1 – 1.5	1.5 – 2	2.25 – 3	0.5 – 1	1.5 – 2	1.5 – 2
Acenaphthene	0.28	-	<0.05	<0.05	<0.01	<0.01	<0.01	<0.01	<0.01	<0.01	<0.01	<0.01	<0.01
Acenaphthylene	320	-	<0.05	<0.05	<0.01	<0.01	0.02	<0.01	<0.01	<0.01	<0.01	<0.01	<0.01
Anthracene	32	-	<0.05	<0.05	<0.02	<0.02	<0.02	<0.02	<0.02	<0.02	<0.02	<0.02	<0.02
Benzo[a]anthracene	10	10	<0.05	<0.05	<0.02	<0.02	<0.02	<0.02	<0.02	<0.02	0.03	<0.02	0.02
Benzo[a]pyrene	72	10	<0.05	<0.05	<0.05	<0.05	<0.05	<0.05	<0.05	<0.05	<0.05	<0.05	<0.05
Benzo[b]fluoranthene	10	10	<0.05	<0.05	<0.02	<0.02	0.02	<0.02	<0.02	<0.02	0.02	<0.02	0.02
Benzo[ghi]perylene	-	-	<0.05	<0.05	<0.05	<0.05	<0.05	<0.05	0.05	<0.05	<0.05	<0.05	<0.05
Benzo[k]fluoranthene	10	10	<0.05	<0.05	<0.02	<0.02	<0.02	<0.02	<0.02	<0.02	<0.02	<0.02	<0.02
Chrysene	-	-	<0.05	<0.05	<0.05	<0.05	0.06	<0.05	<0.05	<0.05	<0.05	<0.05	<0.05
Dibenzo[a,h]anthracene	10	10	<0.05	<0.05	<0.02	<0.02	<0.02	<0.02	<0.02	<0.02	<0.02	<0.02	<0.02
Fluoranthene	180	-	<0.05	0.05	<0.05	<0.05	<0.05	<0.05	<0.05	<0.05	0.06	<0.05	<0.05
Fluorene	0.25	-	<0.05	<0.05	<0.02	<0.02	<0.02	<0.02	<0.02	<0.02	<0.02	<0.02	<0.02
High molecular weight PAHs	-	-	0.1	0.1	-	-	-	-	-	-	-	-	-
Indeno[1,2,3-cd]pyrene	10	10	<0.05	<0.05	<0.02	<0.02	<0.02	<0.02	<0.02	<0.02	<0.02	<0.02	<0.02
Low molecular weight PAHs	-	-	<0.05	0.24	-	-	-	-	-	-	-	-	-
2-Methylnaphthalene	-	-	-	-	<0.01	<0.01	0.65	<0.01	<0.01	<0.01	0.02	<0.01	0.01
Naphthalene	0.013	50	<0.05	0.16	<0.01	<0.01	0.50	<0.01	<0.01	<0.01	0.02	<0.01	0.01
Phenanthrene	0.046	50	<0.05	0.08	<0.02	0.11	<0.02	<0.02	<0.02	<0.02	0.04	<0.02	0.03
Pyrene	100	100	<0.05	0.05	<0.02	<0.02	0.02	<0.02	<0.02	<0.02	0.05	<0.02	0.03
Total PAHs	-	-	-	0.34	-	-	-	-	-	-	-	-	-
Total PAHs IACR (Calculated) - Calculated	1	-	0.727	0.727	0.569	0.569	0.590	0.569	0.569	0.569	0.60157062	0.569	0.57126759
Total PAHs TEQ (calculated) - Calculated	5.3	-	0.211	0.211	0.115	0.115	0.115	0.115	0.115	0.115	0.08	0.115	0.079

Notes

All units in ug/g.

"-" indicates that there is no applicable standard or analyses were not performed.

Red cells indicates parameter exceeds CCME IL. (Current as of 13-November-2012)

Bold indicates parameter exceeds CSR IL. (Current as of 13-November-2012)

Table 28
Soil Analytical Results Compared to CSR Schedule 7 - PAHs
Lot 3, Surrey-Brownsville Site

Area ID	BC CSR IL (Relocation to Non-Ag)	6, 9	5, 9	9	9	19, 9	19, 9	16	16	32	32	32	
Station ID		3-BH11	3-BH8	MV-11BH-07M	MV-11BH-07M	MV-11BH-10M	MV-11BH-10M	MV-11BH-14M	MV-11BH-14M	MV-11BH-17M	MV-11BH-17M	MV-11BH-17M	
Field label		BH11-2	BH8 8-1	MV-11BH-07M-2	MV-11BH-07M-4	MV-11BH-10M-1	MV-11BH-10M-2	MV-11BH-14M-3	MV-11BH-14M-4	MV-11BH-17M-1	MV-11BH-17M-3	MV-DUP7	
Duplicate ID											MV-DUP7	MV-11BH-17M-3	
Date		20/Jul/98	17/Jul/98	14/Dec/11	14/Dec/11	12/Dec/11	12/Dec/11	14/Dec/11	14/Dec/11	16/Dec/11	16/Dec/11	16/Dec/11	
Lab report ID		8073131-soil	8073131-soil	11V559248	11V559248	11V559211	11V559211	11V559248	11V559248	11V560293	11V560293	11V560293	
Consultants		NEXT	NEXT	Franz	Franz	Franz	Franz	Franz	Franz	Franz	Franz	Franz	
Depth (m)		1.5	0.6	1 – 1.5	2 – 3	0.75	1 – 1.5	1.5 – 2	2.25 – 3	0.5 – 1	1.5 – 2	1.5 – 2	
Acenaphthene		-	<0.05	<0.05	<0.01	<0.01	<0.01	<0.01	<0.01	<0.01	<0.01	<0.01	<0.01
Acenaphthylene		-	<0.05	<0.05	<0.01	<0.01	0.02	<0.01	<0.01	<0.01	<0.01	<0.01	<0.01
Anthracene	-	<0.05	<0.05	<0.02	<0.02	<0.02	<0.02	<0.02	<0.02	<0.02	<0.02	<0.02	
Benzo[a]anthracene	1	<0.05	<0.05	<0.02	<0.02	<0.02	<0.02	<0.02	<0.02	0.03	<0.02	0.02	
Benzo[a]pyrene	1	<0.05	<0.05	<0.05	<0.05	<0.05	<0.05	<0.05	<0.05	<0.05	<0.05	<0.05	
Benzo[b]fluoranthene	1	<0.05	<0.05	<0.02	<0.02	0.02	<0.02	<0.02	<0.02	0.02	<0.02	0.02	
Benzo[ghi]perylene	-	<0.05	<0.05	<0.05	<0.05	<0.05	<0.05	0.05	<0.05	<0.05	<0.05	<0.05	
Benzo[k]fluoranthene	1	<0.05	<0.05	<0.02	<0.02	<0.02	<0.02	<0.02	<0.02	<0.02	<0.02	<0.02	
Chrysene	-	<0.05	<0.05	<0.05	<0.05	0.06	<0.05	<0.05	<0.05	<0.05	<0.05	<0.05	
Dibenzo[a,h]anthracene	1	<0.05	<0.05	<0.02	<0.02	<0.02	<0.02	<0.02	<0.02	<0.02	<0.02	<0.02	
Fluoranthene	-	<0.05	0.05	<0.05	<0.05	<0.05	<0.05	<0.05	<0.05	0.06	<0.05	<0.05	
Fluorene	-	<0.05	<0.05	<0.02	<0.02	<0.02	<0.02	<0.02	<0.02	<0.02	<0.02	<0.02	
High molecular weight PAHs	-	0.1	0.1	-	-	-	-	-	-	-	-	-	
Indeno[1,2,3-cd]pyrene	1	<0.05	<0.05	<0.02	<0.02	<0.02	<0.02	<0.02	<0.02	<0.02	<0.02	<0.02	
Low molecular weight PAHs	-	<0.05	0.24	-	-	-	-	-	-	-	-	-	
2-Methylnaphthalene	-	-	-	<0.01	<0.01	0.65	<0.01	<0.01	<0.01	0.02	<0.01	0.01	
Naphthalene	5	<0.05	0.16	<0.01	<0.01	0.50	<0.01	<0.01	<0.01	0.02	<0.01	0.01	
Phenanthrene	5	<0.05	0.08	<0.02	0.11	<0.02	<0.02	<0.02	<0.02	0.04	<0.02	0.03	
Pyrene	10	<0.05	0.05	<0.02	<0.02	0.02	<0.02	<0.02	<0.02	0.05	<0.02	0.03	
Total PAHs	-	-	0.34	-	-	-	-	-	-	-	-	-	

Notes

All units in ug/g.

"-" indicates that there is no applicable standard or analyses were not performed.

Red cells indicates parameter exceeds BC CSR IL (Relocation to Non-Ag). (Current as of 15-November-2012)

Table 29
Soil Analytical Results - Petroleum Hydrocarbons
Lot 3, Surrey-Brownsville Site

Area ID	CCME IL (Fine, Surface)	CCME IL (Coarse, Surface)	CCME IL (Fine, Subsoil)	BC CSR IL (STRINGENT)	9	9	6, 8, 9	6, 9	7, 9	4, 9	4, 5, 9	9	7, 8, 9	5, 9	5, 9	28,32	28,32
Station ID					S4	S5	3-BH10	3-BH11	3-BH29	3-BH30	3-BH31	3-BH5	3-BH7	3-BH8	3-BH8	MW07-9	MW07-9
Field label					S4 Sediment	S5 Sediment	BH 10-1 @ 3'	BH11-2	BH29 29-1 @ 2.5'	BH30 30-1A @ 2.5'	BH31 31-1 @ 2'	BH5-2 @ 5'	BH7 7-2 @ 5'	BH8 8-1	BH8 8-2 @ 4'	MW07-9-3	MW07-9-5
Duplicate ID																	
Date					22/Jul/98	22/Jul/98	20/Jul/98	20/Jul/98	21/Jul/98	21/Jul/98	22/Jul/98	17/Jul/98	17/Jul/98	17/Jul/98	17/Jul/98	15/Aug/07	15/Aug/07
Lab report ID							8073131-soil	8073131-soil	8073131-soil	8073131-soil	8073131-soil	8073131-soil	8073131-soil	8073131-soil	8073131-soil	80817021	80817021
Consultants							NEXT	NEXT	NEXT	NEXT	NEXT	NEXT	NEXT	NEXT	NEXT	Hemmera	Hemmera
Depth (m)							0.9	1.5	0.76	0.76	0.6	1.5	1.5	0.6	0.6	1.7 – 2.286	2.667 – 3.048
Grain Type							fine	fine	fine	fine	coarse	coarse	fine	fine	fine		
EPH (C10-C19)	-	-	-	2000	1200	<250	<250	<250	<250	<250	<250	<250	<250	<250	<250	<250	<250
EPH (C19-C32)	-	-	-	5000	12000	400	<250	<250	<250	<250	<250	<250	<250	<250	<250	<250	<250
LEPH	-	-	-	2000	-	-	-	<250	-	-	-	-	<250	-	-	-	-
HEPH	-	-	-	5000	-	-	-	<250	-	-	-	-	<250	-	-	-	-
VPH (VH6-10) minus BTEX	-	-	-	200	-	-	-	-	-	-	-	-	-	-	-	<100	<100
F1 (C6-C10)	-	-	-	-	-	-	-	-	-	-	-	-	-	-	-	-	-
F1 (C6-C10) minus BTEX	170	240	170	-	-	-	-	-	-	-	-	-	-	-	-	-	-
F2 (C10-C16)	230	260	230	-	-	-	-	-	-	-	-	-	-	-	-	-	-
F3 (C16-C34)	2500	1700	5000	-	-	-	-	-	-	-	-	-	-	-	-	-	-
F4 (C34-C50)	6600	3300	10000	-	-	-	-	-	-	-	-	-	-	-	-	-	-

Area ID	CCME IL (Fine, Surface)	CCME IL (Coarse, Surface)	CCME IL (Fine, Subsoil)	BC CSR IL (STRINGENT)	6, 8, 9	3	9	9	19, 9	19, 9	16	16	32	32	32
Station ID					3-BH9	3-S1	MV-11BH-07M	MV-11BH-07M	MV-11BH-10M	MV-11BH-10M	MV-11BH-14M	MV-11BH-14M	MV-11BH-17M	MV-11BH-17M	MV-11BH-17M
Field label					BH 9-2 @ 5'	S1 @ 0.5'	MV-11BH-07M-2	MV-11BH-07M-4	MV-11BH-10M-1	MV-11BH-10M-2	MV-11BH-14M-3	MV-11BH-14M-4	MV-11BH-17M-1	MV-11BH-17M-3	MV-DUP7
Duplicate ID															
Date					20/Jul/98	22/Jul/98	14/Dec/11	14/Dec/11	12/Dec/11	12/Dec/11	14/Dec/11	14/Dec/11	16/Dec/11	16/Dec/11	16/Dec/11
Lab report ID					8073131-soil	8073131-soil	11V559248	11V559248	11V559211	11V559211	11V559248	11V559248	11V560293	11V560293	11V560293
Consultants					NEXT	NEXT	Franz	Franz	Franz	Franz	Franz	Franz	Franz	Franz	Franz
Depth (m)					1.5	0.15	1 – 1.5	2 – 3	0.75	1 – 1.5	1.5 – 2	2.25 – 3	0.5 – 1	1.5 – 2	1.5 – 2
Grain Type					fine	coarse	coarse	fine	coarse	coarse	coarse	fine	coarse	fine	fine
EPH (C10-C19)	-	-	-	2000	<250	-	113	139	-	-	-	-	-	-	-
EPH (C19-C32)	-	-	-	5000	<250	-	12800	1230	-	-	-	-	-	-	-
LEPH	-	-	-	2000	-	-	113	139	<25	<25	38	<25	<25	<25	<25
HEPH	-	-	-	5000	-	-	12800	1230	196	<25	162	338	41	56	49
VPH (VH6-10) minus BTEX	-	-	-	200	-	<10	<10	<10	-	-	<10	40	-	-	-
F1 (C6-C10)	-	-	-	-	-	-	-	-	-	-	<10	<10	-	-	-
F1 (C6-C10) minus BTEX	170	240	170	-	-	-	-	-	-	-	<10	<10	-	-	-
F2 (C10-C16)	230	260	230	-	-	-	-	-	<10	<10	<10	<10	<10	<10	<10
F3 (C16-C34)	2500	1700	5000	-	-	-	-	-	522	<10	115	304	24	29	29
F4 (C34-C50)	6600	3300	10000	-	-	-	-	-	822	<10	87	164	27	25	21

Notes
All units in ug/g.
"-" indicates that there is no applicable standard or analyses were not performed.
Red cells indicates parameter exceeds CCME IL (Fine, Surface). (Current as of 13-November-2012)
Bold indicates parameter exceeds CCME IL (Coarse, Surface). (Current as of 13-November-2012)
Underline indicates parameter exceeds CCME IL (Fine, Subsoil). (Current as of 13-November-2012)
Italic and dark blue text indicates parameter exceeds BC CSR IL (STRINGENT). (Current as of 13-November-2012)

Table 30
Soil Analytical Results Compared to CSR Schedule 7 - Petroleum Hydrocarbons
Lot 3, Surrey-Brownsville Site

Area ID	BC CSR IL (Relocation to Non-Ag)	6, 8, 9	6, 9	7, 9	4, 9	4, 5, 9	9	7, 8, 9	5, 9	5, 9	6, 8, 9
Station ID		3-BH10	3-BH11	3-BH29	3-BH30	3-BH31	3-BH5	3-BH7	3-BH8	3-BH8	3-BH9
Field label		BH 10-1 @ 3'	BH11-2	BH29 29-1 @ 2.5'	BH30 30-1A @ 2.5'	BH31 31-1 @ 2'	BH5-2 @ 5'	BH7 7-2 @ 5'	BH8 8-1	BH8 8-2 @ 4'	BH 9-2 @ 5'
Duplicate ID											
Date		20/Jul/98	20/Jul/98	21/Jul/98	21/Jul/98	22/Jul/98	17/Jul/98	17/Jul/98	17/Jul/98	17/Jul/98	20/Jul/98
Lab report ID		8073131-soil	8073131-soil	8073131-soil	8073131-soil	8073131-soil	8073131-soil	8073131-soil	8073131-soil	8073131-soil	8073131-soil
Consultants		NEXT	NEXT	NEXT	NEXT	NEXT	NEXT	NEXT	NEXT	NEXT	NEXT
Depth (m)		0.9	1.5	0.76	0.76	0.6	1.5	1.5	0.6	0.6	1.5
EPH (C10-C19)		1000	<250	<250	<250	<250	<250	<250	<250	<250	<250
EPH (C19-C32)		1000	<250	<250	<250	<250	<250	<250	<250	<250	<250
LEPH	1000	-	<250	-	-	-	<250	-	-	-	
HEPH	1000	-	<250	-	-	-	<250	-	-	-	
VPH (VH6-10) minus BTEX	200	-	-	-	-	-	-	-	-	-	
F1 (C6-C10)	-	-	-	-	-	-	-	-	-	-	
F1 (C6-C10) minus BTEX	-	-	-	-	-	-	-	-	-	-	
F2 (C10-C16)	-	-	-	-	-	-	-	-	-	-	
F3 (C16-C34)	-	-	-	-	-	-	-	-	-	-	
F4 (C34-C50)	-	-	-	-	-	-	-	-	-	-	

Area ID	BC CSR IL (Relocation to Non-Ag)	3	9	9	9	9	19, 9	19, 9	16	16	32
Station ID		3-S1	S4	S5	MV-11BH-07M	MV-11BH-07M	MV-11BH-10M	MV-11BH-10M	MV-11BH-14M	MV-11BH-14M	MV-11BH-17M
Field label		S1 @ 0.5'	S4 Sediment	S5 Sediment	MV-11BH-07M-2	MV-11BH-07M-4	MV-11BH-10M-1	MV-11BH-10M-2	MV-11BH-14M-3	MV-11BH-14M-4	MV-11BH-17M-1
Duplicate ID											
Date		22/Jul/98	22/Jul/98	22/Jul/98	14/Dec/11	14/Dec/11	12/Dec/11	12/Dec/11	14/Dec/11	14/Dec/11	16/Dec/11
Lab report ID		8073131-soil	8073131-sedimen	8073131-sedimen	11V559248	11V559248	11V559211	11V559211	11V559248	11V559248	11V560293
Consultants		NEXT	NEXT	NEXT	Franz	Franz	Franz	Franz	Franz	Franz	Franz
Depth (m)		0.15			1 - 1.5	2 - 3	0.75	1 - 1.5	1.5 - 2	2.25 - 3	0.5 - 1
EPH (C10-C19)		1000	-	1200	<250	113	139	-	-	-	-
EPH (C19-C32)		1000	-	12000	400	12800	1230	-	-	-	-
LEPH	1000	-	-	-	113	139	<25	<25	38	<25	
HEPH	1000	-	-	-	12800	1230	196	<25	162	338	
VPH (VH6-10) minus BTEX	200	<10	-	-	<10	<10	-	<10	40	-	
F1 (C6-C10)	-	-	-	-	-	-	-	<10	<10	-	
F1 (C6-C10) minus BTEX	-	-	-	-	-	-	-	<10	<10	-	
F2 (C10-C16)	-	-	-	-	-	-	<10	<10	<10	<10	
F3 (C16-C34)	-	-	-	-	-	-	522	<10	115	304	
F4 (C34-C50)	-	-	-	-	-	-	822	<10	87	164	

Area ID	BC CSR IL (Relocation to Non-Ag)	32	32	28,32	28,32
Station ID		MV-11BH-17M	MV-11BH-17M	MW07-9	MW07-9
Field label		MV-11BH-17M-3	MV-DUP7	MW07-9-3	MW07-9-5
Duplicate ID		MV-DUP7	MV-11BH-17M-3		
Date		16/Dec/11	16/Dec/11	15/Aug/07	15/Aug/07
Lab report ID		11V560293	11V560293	80817021	80817021
Consultants		Franz	Franz	Hemmera	Hemmera
Depth (m)		1.5 - 2	1.5 - 2	1.7 - 2.286	2.667 - 3.048
EPH (C10-C19)		1000	-	-	-
EPH (C19-C32)		1000	-	<250	<250
LEPH	1000	<25	<25	<250	
HEPH	1000	56	49	-	
VPH (VH6-10) minus BTEX	200	-	-	<100	
F1 (C6-C10)	-	-	-	-	
F1 (C6-C10) minus BTEX	-	-	-	-	
F2 (C10-C16)	-	<10	<10	-	
F3 (C16-C34)	-	29	29	-	
F4 (C34-C50)	-	25	21	-	

Notes

All units in ug/g.

"-" indicates that there is no applicable standard or analyses were not performed.

Red cells indicates parameter exceeds BC CSR IL (Relocation to Non-Ag). (Current as of 15-November-2012)

Table 31
Soil Analytical Results - Chlorophenols/Phenols
Lot 3, Surrey-Brownsville Site

Area ID	CCME IL	BC CSR IL	7	7	7, 9	7	7	7	7	7	7, 9	7	7, 9	9	28	7,28	
Station ID			3-BH-1-SRK	3-BH-4-SRK	3-BH12	3-BH14	3-BH16	3-BH18	3-BH20	3-BH22	3-BH23	3-BH25	3-BH27	3-BH29	3-BH5	3-BH13	SS-2
Field label			BH-1 S-1	BH-4 S-1	BH12-1 @ 2.0'	BH14-1 @ 1.5'	BH16-2 @ 5'	BH18-1 @ 2.5'	BH20-1 @ 1.5'	BH22 22-1 @ 1.5'	BH24 24-1 @ 2.5'	BH25 25-1 @ 1.5'	BH27 27-1 @ 2'	BH29 29-1 @ 2.5'	BH5-2 @ 5'	BH13-2 @ 5.0'	SS2
Duplicate ID																	
Date			14/Sep/94	14/Sep/94	20/Jul/98	24/Jul/98	20/Jul/98	20/Jul/98	20/Jul/98	20/Jul/98	20/Jul/98	20/Jul/98	20/Jul/98	21/Jul/98	17/Jul/98	20/Jul/98	14/Sep/94
Lab report ID			E3909	E3909	8073131-soil	8073131-soil	8073131-soil	8073131-soil	8073131-soil	8073131-soil	8073131-soil	8073131-soil	8073131-soil	8073131-soil	8073131-soil	8073131-soil	E3921
Consultants			SRK	SRK	NEXT	NEXT	NEXT	NEXT	NEXT	NEXT	NEXT	NEXT	NEXT	NEXT	NEXT	NEXT	SRK
Depth (m)			0.3	0.3	0.6	0.46	1.5	0.76	0.46	0.46	0.76	0.46	0.6	0.76	1.5	1.5	0.2
pH	6 to 8	-	-	-	6.6	6.3	7.5	6.8	6.8	6.3	5.2	6.2	6.5	5.9	7.7	6.9	-
o-Cresol	-	10	-	-	<0.2	<0.2	<0.2	-	<0.2	-	-	-	-	<0.2	-	-	-
p-Cresol	-	10	-	-	<0.2	<0.2	<0.2	-	<0.2	-	-	-	-	<0.2	-	-	-
2,4-Dimethylphenol	10	10	-	-	<0.2	<0.2	<0.2	-	<0.2	-	-	-	-	<0.2	-	-	-
2,4-Dinitrophenol	10	10	-	-	<0.5	<0.5	<0.5	-	<0.5	-	-	-	-	<0.5	-	-	-
2-Methyl 4,6-dinitrophenol	10	10	-	-	<0.5	<0.5	<0.5	-	<0.5	-	-	-	-	<0.5	-	-	-
2-Nitrophenol	10	10	-	-	<0.5	<0.5	<0.5	-	<0.5	-	-	-	-	<0.5	-	-	-
4-Nitrophenol	10	10	-	-	<0.5	<0.5	<0.5	-	<0.5	-	-	-	-	<0.5	-	-	-
Pentachlorophenol	7.6	0.15 to 50	<0.02	0.22	<0.005	<0.005	<0.005	0.02	<0.005	<0.005	<0.005	0.04	0.1	0.01	<0.005	<0.005	<0.020
Phenol	3.8	10	-	-	<0.2	<0.2	<0.2	-	<0.2	-	-	-	-	<0.2	-	-	-
2,3,4,5-Tetrachlorophenol	5	5	<0.02	<0.02	<0.005	<0.005	<0.005	<0.005	<0.005	<0.005	<0.005	<0.005	<0.005	<0.005	<0.005	<0.005	<0.020
2,3,4,6-Tetrachlorophenol	5	5	<0.02	0.13	<0.005	<0.005	<0.005	0.01	<0.005	<0.005	<0.005	0.03	0.05	0.01	<0.005	<0.005	<0.020
2,3,5,6-Tetrachlorophenol	5	5	<0.02	<0.02	-	-	-	-	-	-	-	-	-	-	-	-	<0.020
2,4,6-Tribromophenol	-	-	-	-	90	90	96	88	103	96	95	82	87	88	89	101	-
2,3,4-Trichlorophenol	5	5	<0.02	<0.02	<0.01	<0.01	<0.01	<0.01	<0.01	<0.01	<0.01	<0.01	<0.01	<0.01	<0.01	<0.01	<0.020
2,3,5-Trichlorophenol	5	5	<0.02	<0.02	<0.01	<0.01	<0.01	<0.01	<0.01	<0.01	<0.01	<0.01	<0.01	<0.01	<0.01	<0.01	<0.020
2,3,6-Trichlorophenol	5	5	-	-	<0.01	<0.01	<0.01	<0.01	<0.01	<0.01	<0.01	<0.01	<0.01	<0.01	<0.01	<0.01	-
2,4,5-Trichlorophenol	5	5	<0.02	<0.02	<0.01	<0.01	<0.01	<0.01	<0.01	<0.01	<0.01	0.02	<0.01	<0.01	<0.01	<0.01	<0.020
2,4,6-Trichlorophenol	5	5	<0.02	<0.02	<0.01	<0.01	<0.01	<0.01	<0.01	<0.01	<0.01	<0.01	<0.01	<0.01	<0.01	<0.01	<0.020
3,4,5-Trichlorophenol	5	5	-	-	<0.01	<0.01	<0.01	<0.01	<0.01	<0.01	<0.01	<0.01	<0.01	<0.01	<0.01	<0.01	-

Notes
All units in ug/g.
"-" indicates that there is no applicable standard or analyses were not performed.
Red cells indicates parameter exceeds CCME IL. (Current as of 13-November-2012)
Bold indicates parameter exceeds BC CSR IL. (Current as of 13-November-2012)

Table 32
Soil Analytical Results Compared to CSR Schedule 7 - Phenols
Lot 3, Surrey-Brownsville Site

Area ID	BC CSR IL (Relocation to Non-Ag)	7	7	7, 9	7	7	7	7	7	7, 9	
Station ID		3-BH-1-SRK	3-BH-4-SRK	3-BH12	3-BH14	3-BH16	3-BH18	3-BH20	3-BH22	3-BH23	3-BH25
Field label		BH-1 S-1	BH-4 S-1	BH12-1 @ 2.0'	BH14-1 @ 1.5'	BH16-2 @ 5'	BH18-1 @ 2.5'	BH20-1 @ 1.5'	BH22 22-1 @ 1.5'	BH24 24-1 @ 2.5'	BH25 25-1 @ 1.5'
Duplicate ID											
Date		14/Sep/94	14/Sep/94	20/Jul/98	24/Jul/98	20/Jul/98	20/Jul/98	20/Jul/98	20/Jul/98	20/Jul/98	20/Jul/98
Lab report ID		E3909	E3909	8073131-soil	8073131-soil	8073131-soil	8073131-soil	8073131-soil	8073131-soil	8073131-soil	8073131-soil
Consultants		SRK	SRK	NEXT	NEXT	NEXT	NEXT	NEXT	NEXT	NEXT	NEXT
Depth (m)		0.3	0.3	0.6	0.46	1.5	0.76	0.46	0.46	0.76	0.46
o-Cresol		1	-	-	<0.2	<0.2	<0.2	-	<0.2	-	-
p-Cresol		1	-	-	<0.2	<0.2	<0.2	-	<0.2	-	-
2,4-Dimethylphenol	1	-	-	<0.2	<0.2	<0.2	-	<0.2	-	-	
2,4-Dinitrophenol	1	-	-	<0.5	<0.5	<0.5	-	<0.5	-	-	
2-Methyl 4,6-dinitrophenol	1	-	-	<0.5	<0.5	<0.5	-	<0.5	-	-	
2-Nitrophenol	1	-	-	<0.5	<0.5	<0.5	-	<0.5	-	-	
4-Nitrophenol	1	-	-	<0.5	<0.5	<0.5	-	<0.5	-	-	
Pentachlorophenol	0.15	<0.02	0.22	<0.005	<0.005	<0.005	0.02	<0.005	<0.005	0.04	
Phenol	1	-	-	<0.2	<0.2	<0.2	-	<0.2	-	-	
2,3,4,5-Tetrachlorophenol	0.5	<0.02	<0.02	<0.005	<0.005	<0.005	<0.005	<0.005	<0.005	<0.005	
2,3,4,6-Tetrachlorophenol	0.5	<0.02	0.13	<0.005	<0.005	<0.005	0.01	<0.005	<0.005	0.03	
2,3,5,6-Tetrachlorophenol	0.5	<0.02	<0.02	-	-	-	-	-	-	-	
2,4,6-Tribromophenol	-	-	-	90	90	96	88	103	96	95	
2,3,4-Trichlorophenol	0.5	<0.02	<0.02	<0.01	<0.01	<0.01	<0.01	<0.01	<0.01	<0.01	
2,3,5-Trichlorophenol	0.5	<0.02	<0.02	<0.01	<0.01	<0.01	<0.01	<0.01	<0.01	<0.01	
2,3,6-Trichlorophenol	0.5	-	-	<0.01	<0.01	<0.01	<0.01	<0.01	<0.01	<0.01	
2,4,5-Trichlorophenol	0.5	<0.02	<0.02	<0.01	<0.01	<0.01	<0.01	<0.01	<0.01	0.02	
2,4,6-Trichlorophenol	0.5	<0.02	<0.02	<0.01	<0.01	<0.01	<0.01	<0.01	<0.01	<0.01	
3,4,5-Trichlorophenol	0.5	-	-	<0.01	<0.01	<0.01	<0.01	<0.01	<0.01	<0.01	

Area ID	BC CSR IL (Relocation to Non-Ag)	7	7, 9	9	28	
Station ID		3-BH27	3-BH29	3-BH5	3-BH13	
Field label		BH27 27-1 @ 2'	BH29 29-1 @ 2.5'	BH5-2 @ 5'	BH13-2 @ 5.0'	
Duplicate ID						
Date		20/Jul/98	21/Jul/98	17/Jul/98	20/Jul/98	
Lab report ID		8073131-soil	8073131-soil	8073131-soil	8073131-soil	
Consultants		NEXT	NEXT	NEXT	NEXT	
Depth (m)		0.6	0.76	1.5	1.5	
o-Cresol		1	-	-	<0.2	-
p-Cresol		1	-	-	<0.2	-
2,4-Dimethylphenol	1	-	-	<0.2	-	
2,4-Dinitrophenol	1	-	-	<0.5	-	
2-Methyl 4,6-dinitrophenol	1	-	-	<0.5	-	
2-Nitrophenol	1	-	-	<0.5	-	
4-Nitrophenol	1	-	-	<0.5	-	
Pentachlorophenol	0.15	0.1	0.01	<0.005	<0.005	
Phenol	1	-	-	<0.2	-	
2,3,4,5-Tetrachlorophenol	0.5	<0.005	<0.005	<0.005	<0.005	
2,3,4,6-Tetrachlorophenol	0.5	0.05	0.01	<0.005	<0.005	
2,3,5,6-Tetrachlorophenol	0.5	-	-	-	-	
2,4,6-Tribromophenol	-	87	88	89	101	
2,3,4-Trichlorophenol	0.5	<0.01	<0.01	<0.01	<0.01	
2,3,5-Trichlorophenol	0.5	<0.01	<0.01	<0.01	<0.01	
2,3,6-Trichlorophenol	0.5	<0.01	<0.01	<0.01	<0.01	
2,4,5-Trichlorophenol	0.5	<0.01	<0.01	<0.01	<0.01	
2,4,6-Trichlorophenol	0.5	<0.01	<0.01	<0.01	<0.01	
3,4,5-Trichlorophenol	0.5	<0.01	<0.01	<0.01	<0.01	

Notes

All units in ug/g.

"-" indicates that there is no applicable standard or analyses were not performed.

Red cells indicates parameter exceeds BC CSR IL (Relocation to Non-Ag). (Current as of 15-November-2012)

Table 33
Soil Analytical Results - Volatile Organic Compounds
Lot 3, Surrey-Brownsville Site

Area ID	CCME IL	BC CSR IL	3	9	9	16	16
Station ID			3-S1	MV-11BH-07M	MV-11BH-07M	MV-11BH-14M	MV-11BH-14M
Field label			S1 @ 0.5'	MV-11BH-07M-2	MV-11BH-07M-4	MV-11BH-14M-3	MV-11BH-14M-4
Duplicate ID							
Date			22/Jul/98	14/Dec/11	14/Dec/11	14/Dec/11	14/Dec/11
Lab report ID			8073131-soil	11V559248	11V559248	11V559248	11V559248
Consultants			NEXT	Franz	Franz	Franz	Franz
Depth (m)			0.15	1 – 1.5	2 – 3	1.5 – 2	2.25 – 3
Bromodichloromethane	-	18	<0.01	-	-	-	-
Bromoform	-	2200	<0.01	-	-	-	-
Bromomethane	-	13	<0.04	-	-	-	-
Carbon tetrachloride	50	50	<0.01	-	-	-	-
Chlorobenzene	10	10	<0.01	-	-	-	-
Chlorodibromomethane	-	26	<0.01	-	-	-	-
Chloroethane	-	65	<0.02	-	-	-	-
Chloroform	50	50	<0.01	-	-	-	-
Chloromethane	-	160	<0.04	-	-	-	-
Dibromomethane	-	230	<0.01	-	-	-	-
1,2-Dichlorobenzene	10	10	<0.01	-	-	-	-
1,3-Dichlorobenzene	10	10	<0.01	-	-	-	-
1,4-Dichlorobenzene	10	10	<0.01	-	-	-	-
Dichlorodifluoromethane	-	310	<0.02	-	-	-	-
1,1-Dichloroethane	50	50	<0.01	-	-	-	-
1,2-Dichloroethane	50	50	<0.02	-	-	-	-
1,1-Dichloroethene	50	50	<0.01	-	-	-	-
cis-1,2-Dichloroethene	-	50	<0.01	-	-	-	-
trans-1,2-Dichloroethene	-	50	<0.01	-	-	-	-
Dichloromethane	50	50	<0.3	-	-	-	-
1,2-Dichloropropane	50	50	<0.01	-	-	-	-
cis-1,3-Dichloropropene	-	50	<0.01	-	-	-	-
trans-1,3-Dichloropropene	-	50	<0.01	-	-	-	-
Ethylene dibromide	-	0.73	<0.01	-	-	-	-
2-Hexanone	-	-	<0.5	-	-	-	-
Methyl ethyl ketone	-	110000	<0.5	-	-	-	-
Methyl isobutyl ketone	-	47000	<0.2	-	-	-	-
Methyl tert-butyl ether	-	700	-	<0.1	<0.1	<0.1	<0.1
1,1,2,2-Tetrachloroethane	50	9.3	<0.01	-	-	-	-
1,1,1-Trichloroethane	50	50	<0.01	-	-	-	-
1,1,2-Trichloroethane	50	50	<0.01	-	-	-	-
Trichlorofluoromethane	-	2000	<0.01	-	-	-	-
Vinyl chloride	-	7.5	<0.02	-	-	-	-

Notes

All units in ug/g.

"-" indicates that there is no applicable standard or analyses were not performed.

Red cells indicates parameter exceeds CCME IL. (Current as of 13-November-2012)

Bold indicates parameter exceeds BC CSR IL. (Current as of 13-November-2012)

Table 34
Soil Analytical Results Compared to CSR Schedule 7 - VOCs
Lot 3, Surrey-Brownsville Site

Area ID	BC CSR IL (Relocation to Non-Ag)	3	9	9	16	16	
Station ID		3-S1	MV-11BH-07M	MV-11BH-07M	MV-11BH-14M	MV-11BH-14M	
Field label		S1 @ 0.5'	MV-11BH-07M-2	MV-11BH-07M-4	MV-11BH-14M-3	MV-11BH-14M-4	
Duplicate ID							
Date		22/Jul/98	14/Dec/11	14/Dec/11	14/Dec/11	14/Dec/11	
Lab report ID		8073131-soil	11V559248	11V559248	11V559248	11V559248	
Consultants		NEXT					
Depth (m)		0.15	1 – 1.5	2 – 3	1.5 – 2	2.25 – 3	
Bromodichloromethane		-	<0.01	-	-	-	-
Bromoform		-	<0.01	-	-	-	-
Bromomethane	-	<0.04	-	-	-	-	
Carbon tetrachloride	5	<0.01	-	-	-	-	
Chlorobenzene	1	<0.01	-	-	-	-	
Chlorodibromomethane	-	<0.01	-	-	-	-	
Chloroethane	-	<0.02	-	-	-	-	
Chloroform	5	<0.01	-	-	-	-	
Chloromethane	-	<0.04	-	-	-	-	
Dibromomethane	-	<0.01	-	-	-	-	
1,2-Dichlorobenzene	1	<0.01	-	-	-	-	
1,3-Dichlorobenzene	1	<0.01	-	-	-	-	
1,4-Dichlorobenzene	1	<0.01	-	-	-	-	
Dichlorodifluoromethane	-	<0.02	-	-	-	-	
1,1-Dichloroethane	5	<0.01	-	-	-	-	
1,2-Dichloroethane	5	<0.02	-	-	-	-	
1,1-Dichloroethene	5	<0.01	-	-	-	-	
cis-1,2-Dichloroethene	-	<0.01	-	-	-	-	
trans-1,2-Dichloroethene	-	<0.01	-	-	-	-	
Dichloromethane	5	<0.3	-	-	-	-	
1,2-Dichloropropane	5	<0.01	-	-	-	-	
cis-1,3-Dichloropropene	5	<0.01	-	-	-	-	
trans-1,3-Dichloropropene	5	<0.01	-	-	-	-	
Ethylene dibromide	-	<0.01	-	-	-	-	
2-Hexanone	-	<0.5	-	-	-	-	
Methyl ethyl ketone	-	<0.5	-	-	-	-	
Methyl isobutyl ketone	-	<0.2	-	-	-	-	
Methyl tert-butyl ether	-	-	<0.1	<0.1	<0.1	<0.1	
1,1,2,2-Tetrachloroethane	5	<0.01	-	-	-	-	
1,1,1-Trichloroethane	5	<0.01	-	-	-	-	
1,1,2-Trichloroethane	5	<0.01	-	-	-	-	
Trichlorofluoromethane	-	<0.01	-	-	-	-	
Vinyl chloride	-	<0.02	-	-	-	-	

Notes

All units in ug/g.

"-" indicates that there is no applicable standard or analyses were not performed.

Red cells indicates parameter exceeds BC CSR IL (Relocation to Non-Ag). (Current as of 15-November-2012)

Table 35
Groundwater Analytical Results - Monocyclic Aromatic Hydrocarbons
Lot 3, Surrey-Brownsville Site

Area ID	FCSAP CLIL Fresh/Marine	Canadian DW Quality	BC CSR (DW/AW)	6, 8, 9	6, 8, 9	6, 9	7	4, 5, 9	4, 5, 9	19, 9	16	16	28,32	28,32	32
Station ID				3-BH10	3-BH10	3-BH11	3-BH14	3-BH31	3-BH31	MV-11BH-10M	MV-11BH-14M	MV-11BH-14M	MW07-9	MW07-9	MV-11BH-17M
Field label				3-BH10	MV-GWDUP5	3-BH11	BH14 W-I	BH31 W-1	3-BH31	MV-11BH-10M	MV-11BH-14M	MV-GWDUP3	MW07-9	MW07-9	MV-11BH-17M
Duplicate ID				MV-GWDUP5	3-BH10						MV-GWDUP3	MV-11BH-14M			
Date				14/Feb/12	14/Feb/12	14/Feb/12	21/Mar/98	5/Aug/98	9/Feb/12	7/Feb/12	7/Feb/12	7/Feb/12	16/Aug/07	3/Feb/12	7/Feb/12
Lab report ID				12V574477	12V574477	12V574477	O08.213	8081353	12V573478	12V572681	12V572681	12V572681	80817037	12V571615	12V572681
Consultants				Franz	Franz	Franz	NEXT	NEXT	Franz	Franz	Franz	Franz	Hemmera	Hemmera	Franz
Screen depth (m)				0.6 – 3.6	0.6 – 3.6	0.6 – 3.6	0.6 – 3.6	0.6 – 3.6	0.6 – 3.6	1.52 – 3.05	1.22 – 2.74	1.22 – 2.74	0.8 – 2.3	0.8 – 2.3	0.91 – 2.44
Benzene	200	5	5	<0.5	<0.5	<0.5	<0.4	<0.01	<0.5	<0.5	<0.5	<0.5	<0.1	<0.5	<0.5
Ethylbenzene	11000	2.4	2.4	<0.5	<0.5	<0.5	<0.4	<0.01	<0.5	<0.5	<0.5	<0.5	<0.1	<0.5	<0.5
Styrene	72	-	720	<0.5	<0.5	<0.5	<0.4	<0.1	<0.5	-	<0.5	<0.5	-	<0.5	-
Toluene	83	24	24	<0.5	<0.5	<0.5	<0.4	<0.01	<0.5	<0.5	<0.5	<0.5	<0.1	<0.5	<0.5
Xylenes (total)	18000	300	300	<0.5	<0.5	<0.5	-	<0.01	<0.5	<0.5	<0.5	<0.5	<0.1	-	<0.5

Notes

All units in ug/L.

"-" indicates that there is no applicable standard or analyses were not performed.

Red cells indicates parameter exceeds FCSAP CLIL Fresh/Marine. (Current as of 13-November-2012)

Bold indicates parameter exceeds Candian DW Quality. (Current as of 13-November-2012)

Underline indicates parameter exceeds BC CSR (DW/AW). (Current as of 13-November-2012)

Table 36
Groundwater Analytical Results - Dissolved Metals
Lot 3, Surrey-Brownsville Site

Area ID	FCSAP CLIL Fresh/Marine	Canadian DW Quality	BC CSR (DW/AW)	7	7	9	4, 5, 9	4, 5, 9	7, 8, 9	9	19, 9
Station ID				3-BH14	3-BH16	3-BH3	3-BH31	3-BH31	3-BH7	MV-11BH-07M	MV-11BH-10M
Field label				BH14 W-1	BH16 W-1	BH3 W-1	BH31 W-1	3-BH31	BH7 W-1	MV-11BH-07M	MV-11BH-10M
Duplicate ID											
Date				21/Mar/98	21/Mar/98	21/Mar/98	5/Aug/98	10/Feb/12	21/Mar/98	6/Feb/12	7/Feb/12
Lab report ID				8073131-water	8073131-water	8073131-water	8081353	12V573781	8073131-water	12V572231	12V572681
Consultants				NEXT	NEXT	NEXT	NEXT	Franz	NEXT	Franz	Franz
Screen depth (m)				0.6 – 3.6	0.6 – 3.6	0.6 – 3.6	0.6 – 3.6	0.6 – 3.6	0.6 – 3.6	1.52 – 3.05	1.52 – 3.05
pH	6.5 - 8.7	6.5 - 8.5		6.97	6.85	6.94	6.83	6.54	6.61	6.68	6.58
Hardness (CaCO3) (mg/L)	-	-	-	253000	202000	155000	206000	176000	242000	180000	296000
Dissolved Aluminum	5 pH < 6.5 100 pH ≥ 6.5	100	9500	1580	1190	260	120	11	350	26	21
Dissolved Antimony	1600	6	6	<1	<1	<1	<1	0.06	<1	0.12	0.18
Dissolved Arsenic	5	10	10	5	10	9	29	13.9	6	9.4	4.8
Dissolved Barium	500	1000	1000	1980	2110	200	970	84.8	410	187.0	251.0
Dissolved Beryllium	5.3	-	53	<1	<1	<1	<1	<0.01	<1	0.02	0.03
Dissolved Boron	5000	5000	5000	310	400	230	190	28	360	73	326
Dissolved Cadmium	0.017	5	0.6	<0.2	<0.2	<0.2	<0.2	0.02	<0.2	0.24	0.41
Dissolved Calcium	-	-	-	67600	49500	50700	72000	49900	71800	59200	94600
Dissolved Chromium	8.9	50	10	7	3	10	2	1.7	10	2.5	2.5
Dissolved Cobalt	-	-	40	13	<1	3	3	0.49	22	25.70	20.90
Dissolved Copper	2	1000	20	14	8	3	3	0.5	2	1.0	2.4
Dissolved Iron	300	300	6500	26700	36600	17800	22700	36600	26700	23300	12100
Dissolved Lead	2	10	10	3	1	<1	<1	0.15	1	0.21	0.18
Dissolved Lithium	-	-	730	-	-	-	-	1.1	-	6.6	7.3
Dissolved Magnesium	-	-	100000	20300	19000	6960	6410	12400	15200	7830	14500
Dissolved Manganese	-	50	550	2120	2100	1420	1580	1310	3490	3330	4710
Dissolved Mercury	0.016	1	1	<50	<50	<50	<50	<0.003	<50	<0.003	0.007
Dissolved Molybdenum	73	-	250	<1	2	3	8	0.53	<1	30.50	9.78
Dissolved Nickel	83	-	83	21	7	7	9	1.6	26	29.2	17.8
Dissolved Selenium	1	10	10	<2	<2	<2	<2	0.4	<2	0.2	0.8
Silicon	-	-	-	22700	26200	22200	19900	-	15100	-	-
Dissolved Silver	0.1	-	15	<0.1	<0.1	<0.1	<0.1	<0.01	<0.1	<0.01	<0.01
Dissolved Sodium	-	200000	200000	21000	24900	27400	18000	8980	34600	89400	88700
Strontium	-	-	22000	380	370	380	280	-	540	-	-
Tellurium	-	-	-	<1	<1	<1	<1	-	<1	-	-
Dissolved Thallium	0.8	-	3	<0.1	<0.1	<0.1	<0.1	0.031	<0.1	0.159	0.254
Thorium	-	-	-	<0.5	<0.5	<0.5	<0.5	-	<0.5	-	-
Tin	-	-	22000	<1	<1	<1	<1	-	<1	-	-
Dissolved Titanium	100	-	1000	97	57	18	10	62.5	20	74.0	127.0
Dissolved Uranium	300	20	20	1	0.5	<0.5	<0.5	0.02	0.8	3.59	4.91
Dissolved Vanadium	-	-	-	16	7	6	3	1.3	15	2.3	0.8
Dissolved Zinc	10	5000	100	800	930	17	360	7	19	11	16
Dissolved Zirconium	-	-	-	3	6	2	3	-	5	-	-

Notes

All units in ug/L, unless otherwise noted.

"-" indicates that there is no applicable standard or analyses were not performed.

Red cells indicates parameter exceeds FCSAP CLIL Fresh/Marine. (Current as of 13-November-2012)

Bold indicates parameter exceeds Candian DW Quality. (Current as of 13-November-2012)

Underline indicates parameter exceeds BC CSR (DW/AW). (Current as of 13-November-2012)

Table 37
Groundwater Analytical Results - Polycyclic Aromatic Hydrocarbons
Lot 3, Surrey-Brownsville Site

Area ID	FCSAP CLIL Fresh/Marine	Canadian DW Quality	BC CSR (DW/AW)	7	6, 8, 9	6, 8, 9	6, 8, 9	6, 9	7	4, 5, 9	4, 5, 9	9	7, 8, 9
Station ID				OW5	3-BH10	3-BH10	3-BH10	3-BH11	3-BH14	3-BH31	3-BH31	3-BH5	3-BH7
Field label				OW5	BH10 W-1	3-BH10	MV-GWDUP5	BH11 W-1	BH14 W-1	BH31 W-1	3-BH31	BH5 W-1	BH7 W-1
Duplicate ID						MV-GWDUP5	3-BH10						
Date				10/Feb/12	21/Mar/98	14/Feb/12	14/Feb/12	21/Mar/98	21/Mar/98	5/Aug/98	9/Feb/12	21/Mar/98	21/Mar/98
Lab report ID				12V573781	8073131-water	12V574477	12V574477	8073131-water	008.213	8081353	12V573478	8073131-water	8073131-water
Consultants				Franz	NEXT	Franz	Franz	NEXT	NEXT	NEXT	Franz	NEXT	NEXT
Screen depth (m)					0.6 – 3.6	0.6 – 3.6	0.6 – 3.6	0.6 – 3.6	0.6 – 3.6	0.6 – 3.6	0.6 – 3.6	0.6 – 3.6	0.6 – 3.6
Acenaphthene	5.8	-	60	<0.05	<0.1	<0.05	<0.05	<0.1	<0.01	<0.1	<0.05	<0.1	<0.1
Acenaphthylene	46	-	-	<0.05	<0.1	<0.05	<0.05	<0.1	-	<0.1	<0.05	<0.1	<0.1
Acridine	0.05	-	0.5	<0.05	<0.05	<0.05	<0.05	<0.05	<0.05	<0.05	<0.05	<0.05	<0.05
Anthracene	0.012	-	1	<0.05	<0.05	<0.05	<0.05	<0.05	<0.01	<0.05	<0.05	<0.05	<0.05
Benzo[a]anthracene	0.018	-	1	<0.05	<0.01	<0.05	<0.05	<0.01	<0.01	<0.01	<0.05	<0.01	<0.01
Benzo[a]pyrene	0.015	0.01	0.01	<0.01	<0.01	<0.01	<0.01	<0.01	<0.01	<0.01	<0.01	<0.01	<0.01
Benzo[b]fluoranthene	-	-	-	<0.05	<0.01	<0.05	<0.05	<0.01	-	<0.01	<0.05	<0.01	<0.01
Benzo[ghi]perylene	0.17	-	-	<0.05	<0.01	<0.05	<0.05	<0.01	-	<0.01	<0.05	<0.01	<0.01
Benzo[k]fluoranthene	0.48	-	-	<0.05	<0.01	<0.05	<0.05	<0.01	-	<0.01	<0.05	<0.01	<0.01
Chrysene	1.4	-	1	<0.05	<0.01	<0.05	<0.05	<0.01	<0.01	<0.01	<0.05	<0.01	<0.01
Dibenzo[a,h]anthracene	0.26	-	-	<0.05	<0.01	<0.05	<0.05	<0.01	-	<0.01	<0.05	<0.01	<0.01
Fluoranthene	0.04	-	2	<0.05	<0.05	<0.05	<0.05	<0.05	<0.01	<0.05	<0.05	<0.05	<0.05
Fluorene	3	-	120	<0.05	<0.05	<0.05	<0.05	<0.05	<0.01	<0.05	<0.05	<0.05	<0.05
High molecular weight PAHs	-	-	-	-	-	-	-	-	-	-	-	-	-
Indeno[1,2,3-cd]pyrene	0.21	-	-	<0.05	<0.01	<0.05	<0.05	<0.01	-	<0.01	<0.05	<0.01	<0.01
Low molecular weight PAHs	-	-	-	-	-	-	-	-	-	-	-	-	-
Naphthalene	1.1	-	10	<0.05	<0.3	<0.05	<0.05	<0.3	<0.05	<0.3	<0.05	<0.3	<0.3
Phenanthrene	0.4	-	3	<0.05	<0.05	<0.05	<0.05	<0.05	<0.01	<0.05	<0.05	<0.05	<0.05
Pyrene	0.025	-	0.2	<0.02	<0.02	<0.02	<0.02	<0.02	<0.01	<0.02	<0.02	<0.02	<0.02
Quinoline	3.4	-	34	<0.1	-	<0.1	<0.1	-	<0.05	-	<0.1	-	-
Total PAHs	-	-	-	-	-	-	-	-	-	-	-	-	-

Area ID	FCSAP CLIL Fresh/Marine	Canadian DW Quality	BC CSR (DW/AW)	7	7	9	19, 9	16	16	32
Station ID				MW3-20	MW3-27	MV-11BH-07M	MV-11BH-10M	MV-11BH-14M	MV-11BH-14M	MV-11BH-17M
Field label				MW3-20	MW3-27	MV-11BH-07M	MV-11BH-10M	MV-11BH-14M	MV-11BH-14M	MV-11BH-17M
Duplicate ID								MV-GWDUP3	MV-11BH-14M	
Date				18/Nov/09	16/Apr/09	6/Feb/12	7/Feb/12	7/Feb/12	7/Feb/12	7/Feb/12
Lab report ID				101119170	0416147, 405-006.03 GV	12V572231	12V572681	12V572681	12V572681	12V572681
Consultants				Hemmera	Hemmera	Franz	Franz	Franz	Franz	Franz
Screen depth (m)						1.52 – 3.05	1.52 – 3.05	1.22 – 2.74	1.22 – 2.74	0.91 – 2.44
Acenaphthene	5.8	-	60	<100	<0.1	<0.05	<0.05	<0.05	<0.05	0.05
Acenaphthylene	46	-	-	<100	<0.1	<0.05	<0.05	<0.05	<0.05	<0.05
Acridine	0.05	-	0.5	<50	<0.05	<0.05	<0.05	<0.05	<0.05	<0.05
Anthracene	0.012	-	1	<10	<0.01	<0.05	<0.05	<0.05	<0.05	<0.05
Benzo[a]anthracene	0.018	-	1	<10	<0.01	<0.05	<0.05	<0.05	<0.05	<0.05
Benzo[a]pyrene	0.015	0.01	0.01	<10	<0.01	0.01	<0.01	<0.01	<0.01	<0.01
Benzo[b]fluoranthene	-	-	-	<10	<0.01	<0.05	<0.05	<0.05	<0.05	<0.05
Benzo[ghi]perylene	0.17	-	-	<10	<0.01	<0.05	<0.05	<0.05	<0.05	<0.05
Benzo[k]fluoranthene	0.48	-	-	<10	<0.01	<0.05	<0.05	<0.05	<0.05	<0.05
Chrysene	1.4	-	1	<10	<0.01	<0.05	<0.05	<0.05	<0.05	<0.05
Dibenzo[a,h]anthracene	0.26	-	-	<10	<0.01	<0.05	<0.05	<0.05	<0.05	<0.05
Fluoranthene	0.04	-	2	<40	<0.4	<0.05	<0.05	<0.05	<0.05	<0.05
Fluorene	3	-	120	<50	<0.05	<0.05	<0.05	<0.05	<0.05	<0.05
High molecular weight PAHs	-	-	-	-	<1E-10	-	-	-	-	-
Indeno[1,2,3-cd]pyrene	0.21	-	-	<10	<0.01	<0.05	<0.05	<0.05	<0.05	<0.05
Low molecular weight PAHs	-	-	-	-	<1E-10	-	-	-	-	-
Naphthalene	1.1	-	10	<300	<0.3	<0.05	<0.05	<0.05	<0.05	0.10
Phenanthrene	0.4	-	3	<50	<0.05	<0.05	<0.05	<0.05	<0.05	0.05
Pyrene	0.025	-	0.2	<20	<0.02	<0.02	<0.02	0.02	<0.02	<0.02
Quinoline	3.4	-	34	<500	<0.5	<0.1	<0.1	<0.1	<0.1	<0.1
Total PAHs	-	-	-	-	<1E-10	-	-	-	-	-

Notes
All units in ug/L.
"-" indicates that there is no applicable standard or analyses were not performed.
Red cells indicates parameter exceeds FCSAP CLIL Fresh/Marine. (Current as of 13-November-2012)
Bold indicates parameter exceeds Candian DW Quality. (Current as of 13-November-2012)
Underline indicates parameter exceeds BC CSR (DW/AW). (Current as of 13-November-2012)

Table 38
Groundwater Analytical Results - Petroleum Hydrocarbons
Lot 3, Surrey-Brownsville Site

Area ID	FCSAP CLIL Fresh/Marine	Canadian DW Quality	BC CSR (DW/AW)	7	6, 8, 9	6, 8, 9	6, 8, 9	6, 9	6, 9	7	4, 5, 9	4, 5, 9	9
Station ID				OW5	3-BH10	3-BH10	3-BH10	3-BH11	3-BH11	3-BH14	3-BH31	3-BH31	3-BH5
Field label				OW5	BH10 W-1	3-BH10	MV-GWDUP5	BH11 W-1	3-BH11	BH14 W-I	BH31 W-1	3-BH31	BH5 W-1
Duplicate ID						MV-GWDUP5	3-BH10						
Date				10/Feb/12	21/Mar/98	14/Feb/12	14/Feb/12	21/Mar/98	14/Feb/12	21/Mar/98	5/Aug/98	9/Feb/12	21/Mar/98
Lab report ID				12V573781	8073131-water	12V574477	12V574477	8073131-water	12V574477	O08.213	8081353	12V573478	8073131-water
Consultants				Franz	NEXT	Franz	Franz	NEXT	Franz	NEXT	NEXT	Franz	NEXT
Screen depth (m)					0.6 – 3.6	0.6 – 3.6	0.6 – 3.6	0.6 – 3.6	0.6 – 3.6	0.6 – 3.6	0.6 – 3.6	0.6 – 3.6	0.6 – 3.6
EPH (C10-C19)	-	-	5000	<100	<500	<100	<100	<500	-	-	<0.5	<100	<500
EPH (C19-C32)	-	-	-	<100	<500	120	120	<500	-	-	<0.5	<100	<500
LEPH	-	-	500	<100	<500	<100	<100	<500	-	<80	<0.5	<100	<500
HEPH	-	-	-	<100	<500	120	120	<500	-	<80	<0.5	<100	<500
VH C6-C10	-	-	15000	-	-	<100	<100	-	<100	<300	-	<100	-
VPH (VH6-10) minus BTEX	-	-	1500	-	-	<100	<100	-	<100	<300	<0.01	<100	-
F1 (C6-C10)	-	-	-	-	-	<100	<100	-	<100	-	-	<100	-
F1 (C6-C10) minus BTEX	9100	-	-	-	-	<100	<100	-	<100	-	-	<100	-
F2 (C10-C16)	1300	-	-	<100	-	<100	<100	-	-	-	-	<100	-
F3 (C16-C34)	-	-	-	<100	-	<100	<100	-	-	-	-	<100	-
F4 (C34-C50)	-	-	-	<100	-	<100	<100	-	-	-	-	<100	-

Area ID	FCSAP CLIL Fresh/Marine	Canadian DW Quality	BC CSR (DW/AW)	7, 8, 9	7	7	9	19, 9	16	16	28,32	28,32	32
Station ID				3-BH7	MW3-20	MW3-27	MV-11BH-07M	MV-11BH-10M	MV-11BH-14M	MV-11BH-14M	MV-11BH-14M	MW07-9	MW07-9
Field label				BH7 W-1	MW3-20	MW3-27	MV-11BH-07M	MV-11BH-10M	MV-11BH-14M	MV-GWDUP3	MW07-9	MW07-9	MV-11BH-17M
Duplicate ID									MV-GWDUP3	MV-11BH-14M			
Date				21/Mar/98	18/Nov/09	16/Apr/09	6/Feb/12	7/Feb/12	7/Feb/12	7/Feb/12	16/Aug/07	3/Feb/12	7/Feb/12
Lab report ID				8073131-water	101119170	100416147, 405-006.03. GW	12V572231	12V572681	12V572681	12V572681	80817037	12V571615	12V572681
Consultants				NEXT	Hemmera	Hemmera	Franz	Franz	Franz	Franz	Hemmera	Hemmera	Franz
Screen depth (m)				0.6 – 3.6	-	-	1.52 – 3.05	1.52 – 3.05	1.22 – 2.74	1.22 – 2.74	0.8 – 2.3	0.8 – 2.3	0.91 – 2.44
EPH (C10-C19)	-	-	5000	<500	-	<250	160	100	<100	<100	<250	-	<100
EPH (C19-C32)	-	-	-	<500	-	<250	580	120	<100	<100	<250	<100	110
LEPH	-	-	500	<500	<250	<250	160	100	<100	<100	-	-	<100
HEPH	-	-	-	<500	<250	<250	580	120	<100	<100	-	-	110
VH C6-C10	-	-	15000	-	-	-	-	-	<100	<100	<100	<100	-
VPH (VH6-10) minus BTEX	-	-	1500	-	-	-	-	-	<100	<100	<100	<100	-
F1 (C6-C10)	-	-	-	-	-	-	-	-	<100	<100	-	-	-
F1 (C6-C10) minus BTEX	9100	-	-	-	-	-	-	-	<100	<100	-	-	-
F2 (C10-C16)	1300	-	-	-	-	-	-	<100	<100	<100	-	-	<100
F3 (C16-C34)	-	-	-	-	-	-	-	<100	<100	<100	-	-	<100
F4 (C34-C50)	-	-	-	-	-	-	-	<100	<100	<100	-	-	<100

Notes

All units in ug/L.

“-” indicates that there is no applicable standard or analyses were not performed.

Red cells indicates parameter exceeds FCSAP CLIL Fresh/Marine. (Current as of 13-November-2012)

Bold indicates parameter exceeds Canadian DW Quality. (Current as of 13-November-2012)

Underline indicates parameter exceeds BC CSR (DW/AW). (Current as of 13-November-2012)

Table 39
Groundwater Analytical Results - Phenols/Chlorophenols
Lot 3, Surrey-Brownsville Site

Area ID	7	7	7	7	7, 9	7	7	7	7	7
Station ID	OW5	OW5	3-BH-1-SRK	3-BH-6-SRK	3-BH12	3-BH14	3-BH20	3-BH20	3-BH20	3-BH24
Field label	OW-5 W-1	OW5	BH-1 W-1	BH-6 W-1	BH12 W-1	BH14 W-1	BH20 W-1	20 Lot 3	20 Lot 3	BH24 W-1
Duplicate ID										
Date/Time	20/Sep/94	10/Feb/12	20/Sep/94	20/Sep/94	21/Mar/98	21/Mar/98	21/Mar/98	17/Dec/03	3/Nov/04	21/Mar/98
Lab report ID	E4009	12V573781	E4009	E4009	8073131-water	8073131-water	8073131-water	2-51-935 [R]	2-51-935 (S-1), 2-51-935 (S-2)	8073131-water
Consultants	SRK	Franz	SRK	SRK	NEXT	NEXT	NEXT	NEXT	NEXT	NEXT
Screen depth (m)	1-3.5	1-3.5	1-3.5	1-4	0.6-3.6	0.6-3.6	0.6-3.6	0.6-3.6	0.6-3.6	0.6-3.6
pH (pH units)	6.5 to 8.7	6.5 to 8.5	-	-	6.52	6.97	6.64	-	6.15	6.67
4-Chloro-3-methylphenol	-	-	-	-	<0.5	-	-	-	-	-
2-Chlorophenol	4400	-	0.1	-	<0.5	-	-	-	-	-
o-Cresol	-	-	-	-	<0.5	-	-	-	-	-
m+p-Cresol	-	-	-	-	<0.5	-	-	-	-	-
2,4-Dichlorophenol	0.2	0.3	0.3	-	<0.1	-	-	-	-	-
2,6-Dichlorophenol	-	-	0.3	-	<0.1	-	-	-	-	-
2,4-Dimethylphenol	2100	-	730	-	<0.5	-	-	-	-	-
2,4-Dinitrophenol	150	-	-	-	<5	-	-	-	-	-
Dinoseb	0.05	10	10	-	-	-	-	-	-	-
2-Methyl 4,6-dinitrophenol	-	-	3.7	-	<5	-	-	-	-	-
2-Nitrophenol	-	-	-	-	<5	-	-	-	-	-
4-Nitrophenol	-	-	-	-	<5	-	-	-	-	-
Pentachlorophenol	0.5	30	1	<1	<0.5	<1	<1	<0.05	<0.05	<0.05
Phenol	4	-	10	-	<2	-	-	-	-	-
2,3,4,5-Tetrachlorophenol	-	-	1	<1	<0.5	<1	<1	<0.05	<0.05	<0.05
2,3,4,6-Tetrachlorophenol	1	1	1	<1	<0.5	<1	<1	<0.05	<0.05	<0.05
2,3,5,6-Tetrachlorophenol	-	-	1	<1	<0.5	<1	<1	-	-	-
Tetrachlorophenols	-	-	1	-	-	-	-	<0.5	-	-
Total chlorinated phenols	-	-	-	-	-	-	-	-	-	-
2,4,6-Tribromophenol	-	-	-	-	-	82	110	84	-	104
2,3,4-Trichlorophenol	-	-	2	<1	<0.5	<1	<1	<0.1	0.88	<0.1
2,3,5-Trichlorophenol	-	-	2	<1	<0.5	<1	<1	<0.1	<0.5	<0.1
2,3,6-Trichlorophenol	-	-	2	-	<0.5	-	-	<0.1	<0.5	<0.1
2,4,5-Trichlorophenol	63	-	2	<1	<0.5	<1	<1	<0.1	<0.5	<0.1
2,4,6-Trichlorophenol	18	2	2	<1	<0.5	<1	<1	<0.1	<0.5	<0.1
3,4,5-Trichlorophenol	-	-	2	-	<0.5	-	-	<0.1	<0.5	<0.1
Trichlorophenols	-	-	2	-	-	-	-	<0.5	-	-

Area ID	7, 9	7	7	7	7, 9	7, 9	7, 9	7, 9	9	7
Station ID	3-BH25	3-BH27	3-BH27	3-BH27	3-BH29	3-BH29	3-BH29	3-BH29	3-BH5	MW3-20
Field label	BH25 W-1	BH27 W-1	27 Lot 3	27 Lot 3	BH29 W-1	29 Lot 3	29 Lot 3	29 Lot 3	BH5 W-1	MW3-20
Duplicate ID										
Date/Time	21/Mar/98	21/Mar/98	17/Dec/03	3/Nov/04	21/Mar/98	17/Dec/03	3/Nov/04	14/Feb/12	21/Mar/98	28/Jul/08
Lab report ID	8073131-water	8073131-water	2-51-935 [R]	2-51-935 (S-1), 2-51-935 (S-2)	8073131-water	2-51-935 [R]	2-51-935 (S-1), 2-51-935 (S-2)	12V574477	8073131-water	405-006.03_GW Hemmera
Consultants	NEXT	NEXT	NEXT	NEXT	NEXT	NEXT	NEXT	Franz	NEXT	NEXT
Screen depth (m)	4.6-6.1	0.6-3.6	0.6-3.6	0.6-3.6	0.6-3.6	0.6-3.6	0.6-3.6	0.6-3.6	0.6-3.6	0.6-3.6
pH (pH units)	6.5 to 8.7	6.5 to 8.5	-	6.79	6.83	-	5.7	6.49	-	6.35
4-Chloro-3-methylphenol	-	-	-	-	-	-	-	-	<0.5	-
2-Chlorophenol	4400	-	0.1	-	-	-	-	-	<0.5	-
o-Cresol	-	-	-	-	-	-	-	-	<0.5	-
m+p-Cresol	-	-	-	-	-	-	-	-	<0.5	-
2,4-Dichlorophenol	0.2	0.3	0.3	-	-	-	-	-	8.0	-
2,6-Dichlorophenol	-	-	0.3	-	-	-	-	-	<0.1	-
2,4-Dimethylphenol	2100	-	730	-	-	-	-	-	<0.5	-
2,4-Dinitrophenol	150	-	-	-	-	-	-	-	<5	-
Dinoseb	0.05	10	10	-	-	-	-	-	<5	-
2-Methyl 4,6-dinitrophenol	-	-	3.7	-	-	-	-	-	22	-
2-Nitrophenol	-	-	-	-	-	-	-	-	<5	-
4-Nitrophenol	-	-	-	-	-	-	-	-	<5	-
Pentachlorophenol	0.5	30	1	<0.05	120	4.76	-	340	430	-
Phenol	4	-	10	-	-	-	-	-	767.0	0.1
2,3,4,5-Tetrachlorophenol	-	-	1	<0.05	<0.05	-	-	0.08	36	<0.05
2,3,4,6-Tetrachlorophenol	1	1	1	<0.05	97	-	-	189.0	613.0	<0.05
2,3,5,6-Tetrachlorophenol	-	-	1	-	-	-	-	-	<0.5	<0.05
Tetrachlorophenols	-	-	1	-	-	10.7	-	830.73	-	<0.05
Total chlorinated phenols	-	-	-	-	-	-	-	-	-	0.31
2,4,6-Tribromophenol	-	-	-	61	-	-	-	-	99	-
2,3,4-Trichlorophenol	-	-	2	<0.1	<0.1	-	<0.5	-	<0.5	<0.1
2,3,5-Trichlorophenol	-	-	2	<0.1	<0.1	-	<0.5	2.46	<0.5	<0.1
2,3,6-Trichlorophenol	-	-	2	<0.1	<0.1	-	<0.5	-	<0.5	<0.1
2,4,5-Trichlorophenol	63	-	2	<0.1	1.01	-	<0.5	4.28	0.5	<0.1
2,4,6-Trichlorophenol	18	2	2	<0.1	<0.1	-	<0.5	0.23	<0.5	<0.1
3,4,5-Trichlorophenol	-	-	2	<0.1	0.18	-	<0.5	0.79	<0.5	0.21
Trichlorophenols	-	-	2	-	-	1.04	-	-	74.0	0.21
										72.34

Notes
All units in ug/L, unless otherwise noted.
"-" indicates that there is no applicable standard or analyses were not performed.
Red cells indicates parameter exceeds FCSAP CLIL Fresh/Marine. (Current as of 13-November-2012)
Bold indicates parameter exceeds Candian DW Quality. (Current as of 13-November-2012)
Underline indicates parameter exceeds BC CSR (DW/AW). (Current as of 13-November-2012)

Table 39
Groundwater Analytical Results - Phenols/Chlorophenols
Lot 3, Surrey-Brownsville Site

Area ID	Station ID	Field label	Duplicate ID	Date/Time	Lab report ID	Consultants	Screen depth (m)	FCSAP CLIL Fresh/Marine	Canadian DW Quality	BC CSR (DW/AW)	7	7	7	7	7	7	7	7	7	7	
											MW3-20	MW3-20	MW3-20	MW3-20	MW3-20	MW3-27	MW3-27	MW3-27	MW3-27	MW3-27	MW3-27
												22/Oct/08	22/Jan/09	16/Apr/09	31/Aug/09	18/Nov/09	28/Jul/08	22/Oct/08	22/Jan/09	16/Apr/09	31/Aug/09
												405-006.03_GW	405-006.03_GW	100416147_405-006.03_GW	405-006.03_GW	101119170_405-006.03_GW	405-006.03_GW	405-006.03_GW	405-006.03_GW	100416147_405-006.03_GW	405-006.03_GW
												Hemmera	Hemmera	Hemmera	Hemmera	Hemmera	Hemmera	Hemmera	Hemmera	Hemmera	Hemmera
pH (pH units)	6.5 to 8.7	6.5 to 8.5	-	-	-	-	-	-	-	-	-	-	6.87	-	6	-	-	-	-	6.3	-
4-Chloro-3-methylphenol	-	-	-	-	-	-	-	-	-	-	-	-	-	-	-	-	-	-	-	-	-
2-Chlorophenol	4400	-	0.1	-	-	-	-	-	-	-	-	-	-	-	-	-	-	-	-	-	-
o-Cresol	-	-	-	-	-	-	-	-	-	-	-	-	-	-	-	-	-	-	-	-	-
m+p-Cresol	-	-	-	-	-	-	-	-	-	-	-	-	-	-	-	-	-	-	-	-	-
2,4-Dichlorophenol	0.2	0.3	0.3	-	-	-	-	-	-	-	-	-	-	-	-	-	-	-	-	-	-
2,6-Dichlorophenol	-	-	0.3	-	-	-	-	-	-	-	-	-	-	-	-	-	-	-	-	-	-
2,4-Dimethylphenol	2100	-	730	-	-	-	-	-	-	-	-	-	-	-	-	-	-	-	-	-	-
2,4-Dinitrophenol	150	-	-	-	-	-	-	-	-	-	-	-	-	-	-	-	-	-	-	-	-
Dinoseb	0.05	10	10	-	-	-	-	-	-	-	-	-	-	-	-	-	-	-	-	-	-
2-Methyl 4,6-dinitrophenol	-	-	3.7	-	-	-	-	-	-	-	-	-	-	-	-	-	-	-	-	-	-
2-Nitrophenol	-	-	-	-	-	-	-	-	-	-	-	-	-	-	-	-	-	-	-	-	-
4-Nitrophenol	-	-	-	-	-	-	-	-	-	-	-	-	-	-	-	-	-	-	-	-	-
Pentachlorophenol	0.5	30	1	0.05	0.06	<0.05	<0.05	<0.05	<0.05	<0.05	<0.05	<0.05	<0.05	<0.05	<0.05	0.21	2.1	<0.05	<0.05	0.16	
Phenol	4	-	10	-	-	-	-	-	-	-	-	-	-	-	-	-	-	-	-	-	-
2,3,4,5-Tetrachlorophenol	-	-	1	<0.05	<0.05	<0.05	<0.05	<0.05	<0.05	<0.05	<0.05	<0.05	<0.05	<0.05	<0.05	<0.05	<0.05	<0.05	<0.05	<0.05	<0.05
2,3,4,6-Tetrachlorophenol	1	1	1	<0.05	0.07	<0.05	<0.05	<0.05	<0.05	<0.05	<0.05	<0.05	<0.05	<0.05	<0.05	<0.05	1.9	<0.05	<0.05	0.11	
2,3,5,6-Tetrachlorophenol	-	-	1	<0.05	<0.05	<0.05	<0.05	<0.05	<0.05	<0.05	<0.05	<0.05	<0.05	<0.05	<0.05	<0.05	<0.05	<0.05	<0.05	<0.05	
Tetrachlorophenols	-	-	1	<0.05	0.07	<0.05	<0.05	<0.05	<0.05	<0.05	<0.05	<0.05	<0.05	<0.05	<0.05	<0.05	1.9	<0.05	<0.05	0.11	
Total chlorinated phenols	-	-	-	0.05	0.13	<0.05	<0.05	<0.05	<0.05	<0.05	<0.05	<0.05	<0.05	<0.05	<0.05	0.21	4.5	<0.05	<0.05	0.27	
2,4,6-Tribromophenol	-	-	-	-	-	-	-	-	-	-	-	-	-	-	-	-	-	-	-	-	
2,3,4-Trichlorophenol	-	-	2	<0.1	<0.1	<0.1	<0.1	<0.1	<0.1	<0.1	<0.1	<0.1	<0.1	<0.1	<0.1	<0.1	<0.1	<0.1	<0.1	<0.1	
2,3,5-Trichlorophenol	-	-	2	<0.1	<0.1	<0.1	<0.1	<0.1	<0.1	<0.1	<0.1	<0.1	<0.1	<0.1	<0.1	<0.1	<0.1	<0.1	<0.1	<0.1	
2,3,6-Trichlorophenol	-	-	2	<0.1	<0.1	<0.1	<0.1	<0.1	<0.1	<0.1	<0.1	<0.1	<0.1	<0.1	<0.1	<0.1	<0.1	<0.1	<0.1	<0.1	
2,4,5-Trichlorophenol	63	-	2	<0.1	<0.1	<0.1	<0.1	<0.1	<0.1	<0.1	<0.1	<0.1	<0.1	<0.1	<0.1	<0.1	0.3	<0.1	<0.1	<0.1	
2,4,6-Trichlorophenol	18	2	2	<0.1	<0.1	<0.1	<0.1	<0.1	<0.1	<0.1	<0.1	<0.1	<0.1	<0.1	<0.1	<0.1	<0.1	<0.1	<0.1	<0.1	
3,4,5-Trichlorophenol	-	-	2	<0.1	<0.1	<0.1	<0.1	<0.1	<0.1	<0.1	<0.1	<0.1	<0.1	<0.1	<0.1	<0.1	0.18	<0.1	<0.1	<0.1	
Trichlorophenols	-	-	2	<0.1	<0.1	<0.1	<0.1	<0.1	<0.1	<0.1	<0.1	<0.1	<0.1	<0.1	<0.1	<0.1	0.48	<0.1	<0.1	<0.1	

Area ID	Station ID	Field label	Duplicate ID	Date/Time	Lab report ID	Consultants	Screen depth (m)	FCSAP CLIL Fresh/Marine	Canadian DW Quality	BC CSR (DW/AW)	7	7	7	7	7	7
											MW3-29	MW3-29	MW3-29	MW3-29	MW3-29	MW3-29
											28/Jul/08	22/Oct/08	22/Jan/09	16/Apr/09	31/Aug/09	18/Nov/09
											405-006.03_GW	405-006.03_GW	405-006.03_GW	100416147_405-006.03_GW	405-006.03_GW	101119170
											Hemmera	Hemmera	Hemmera	Hemmera	Hemmera	Hemmera
pH (pH units)	6.5 to 8.7	6.5 to 8.5	-	-	-	-	-	-	-	-	-	-	-	7.4	-	6.4
4-Chloro-3-methylphenol	-	-	-	-	-	-	-	-	-	-	-	-	-	-	-	-
2-Chlorophenol	4400	-	0.1	-	-	-	-	-	-	-	-	-	-	-	-	-
o-Cresol	-	-	-	-	-	-	-	-	-	-	-	-	-	-	-	-
m+p-Cresol	-	-	-	-	-	-	-	-	-	-	-	-	-	-	-	-
2,4-Dichlorophenol	0.2	0.3	0.3	-	-	-	-	-	-	-	-	-	-	-	-	-
2,6-Dichlorophenol	-	-	0.3	-	-	-	-	-	-	-	-	-	-	-	-	-
2,4-Dimethylphenol	2100	-	730	-	-	-	-	-	-	-	-	-	-	-	-	-
2,4-Dinitrophenol	150	-	-	-	-	-	-	-	-	-	-	-	-	-	-	-
Dinoseb	0.05	10	10	-	-	-	-	-	-	-	-	-	-	-	-	-
2-Methyl 4,6-dinitrophenol	-	-	3.7	-	-	-	-	-	-	-	-	-	-	-	-	-
2-Nitrophenol	-	-	-	-	-	-	-	-	-	-	-	-	-	-	-	-
4-Nitrophenol	-	-	-	-	-	-	-	-	-	-	-	-	-	-	-	-
Pentachlorophenol	0.5	30	1	<0.05	110	1400	110	0.14	15							
Phenol	4	-	10	-	-	-	-	-	-							
2,3,4,5-Tetrachlorophenol	-	-	1	<0.05	10	150	180	<0.05	0.96							
2,3,4,6-Tetrachlorophenol	1	1	1	<0.05	100	1100	700	0.14	9.1							
2,3,5,6-Tetrachlorophenol	-	-	1	<0.05	<0.05	<0.05	<0.05	<0.05	8.7							
Tetrachlorophenols	-	-	1	<0.05	110	1300	880	0.14	19							
Total chlorinated phenols	-	-	-	<0.05	340	2900	2200	0.46	67							
2,4,6-Tribromophenol	-	-	-	-	-	-	-	-	-							
2,3,4-Trichlorophenol	-	-	2	<0.1	0.61	3	2.1	<0.1	<0.1							
2,3,5-Trichlorophenol	-	-	2	<0.1	1.3	6.5	11	<0.1	1.2							
2,3,6-Trichlorophenol	-	-	2	<0.1	0.82	0.84	0.51	<0.1	0.89							
2,4,5-Trichlorophenol	63	-	2	<0.1	78	130	110	<0.1	24							
2,4,6-Trichlorophenol	18	2	2	<0.1	8.3	12	5.6	0.18	6.5							
3,4,5-Trichlorophenol	-	-	2	<0.1	35	60	110	<0.1	0.63							
Trichlorophenols	-	-	2	<0.1	120	210	240	0.18	33							

Notes
All units in ug/L, unless otherwise noted.
"-" indicates that there is no applicable standard or analyses were not performed.
Red cells indicates parameter exceeds FCSAP CLIL Fresh/Marine. (Current as of 13-November-2012)
Bold indicates parameter exceeds Canadian DW Quality. (Current as of 13-November-2012)
Underline indicates parameter exceeds BC CSR (DW/AW). (Current as of 13-November-2012)

Table 40
Groundwater Analytical Results - Volatile Organic Compounds
Lot 3, Surrey-Brownsville Site

Area ID	FCSAP CLIL Fresh/Marine	Canadian DW Quality	BC CSR (DW/AW)	6, 8, 9	6, 8, 9	6, 9	7	4, 5, 9	4, 5, 9	16	16	28,32
Station ID				3-BH10	3-BH10	3-BH11	3-BH14	3-BH31	3-BH31	3-BH31	MV-11BH-14M	MV-11BH-14M
Field label				3-BH10	MV-GWDUP5	3-BH11	BH14 W-I	BH31 W-1	3-BH31	MV-11BH-14M	MV-GWDUP3	MW07-9
Duplicate ID				MV-GWDUP5	3-BH10					MV-GWDUP3	MV-11BH-14M	
Date				14/Feb/12	14/Feb/12	14/Feb/12	21/Mar/98	5/Aug/98	9/Feb/12	7/Feb/12	7/Feb/12	3/Feb/12
Lab report ID				12V574477	12V574477	12V574477	O08.213	8081353	12V573478	12V572681	12V572681	12V571615
Consultants				Franz	Franz	Franz	NEXT	NEXT	Franz	Franz	Franz	Hemmera
Screen depth (m)				0.6 – 3.6	0.6 – 3.6	0.6 – 3.6	0.6 – 3.6	0.6 – 3.6	0.6 – 3.6	1.22 – 2.74	1.22 – 2.74	0.8 – 2.3
Bromodichloromethane	67000	-	16	-	-	-	-	<0.1	-	-	-	-
Bromoform	840	-	100	-	-	-	-	<0.2	-	-	-	-
Bromomethane	2	-	51	-	-	-	-	<0.8	-	-	-	-
Carbon tetrachloride	6.8	5	5	-	-	-	-	<0.1	-	-	-	-
Chlorobenzene	1.3	30	13	-	-	-	-	<0.1	-	-	-	-
Chlorodibromomethane	10000	-	100	-	-	-	-	<0.1	-	-	-	-
Chloroethane	-	-	46	-	-	-	-	<0.4	-	-	-	-
Chloroform	1.8	-	20	-	-	-	-	<0.3	-	-	-	-
Chloromethane	-	-	950	-	-	-	-	0.5	-	-	-	-
Dibromomethane	-	-	370	-	-	-	-	<0.2	-	-	-	-
1,2-Dichlorobenzene	0.7	3	3	-	-	-	-	<0.1	-	-	-	-
1,3-Dichlorobenzene	42	-	1500	-	-	-	-	<0.1	-	-	-	-
1,4-Dichlorobenzene	26	1	1	-	-	-	-	<0.1	-	-	-	-
Dichlorodifluoromethane	-	-	7300	-	-	-	-	<0.2	-	-	-	-
1,1-Dichloroethane	9000	-	3700	-	-	-	-	<0.1	-	-	-	-
1,2-Dichloroethane	100	5	5	-	-	-	-	<0.4	-	-	-	-
1,1-Dichloroethene	490	14	14	-	-	-	-	<0.1	-	-	-	-
cis-1,2-Dichloroethene	12000	-	370	-	-	-	-	<0.1	-	-	-	-
trans-1,2-Dichloroethene	12000	-	730	-	-	-	-	<0.1	-	-	-	-
Dichloromethane	98	50	50	-	-	-	-	<6	-	-	-	-
1,2-Dichloropropane	9.3	-	9.9	-	-	-	-	<0.1	-	-	-	-
cis-1,3-Dichloropropene	-	-	-	-	-	-	-	<0.1	-	-	-	-
trans-1,3-Dichloropropene	-	-	-	-	-	-	-	<0.1	-	-	-	-
Ethylene dibromide	3.3	-	0.34	-	-	-	-	<0.1	-	-	-	-
2-Hexanone	-	-	-	-	-	-	-	<5	-	-	-	-
Methyl ethyl ketone	120000	-	22000	-	-	-	-	<5	-	-	-	-
Methyl isobutyl ketone	57000	-	2900	-	-	-	-	<2	-	-	-	-
Methyl tert-butyl ether	4300	15	15	<1	<1	<1	<4	-	<1	<1	<1	<1
1,1,2,2-Tetrachloroethane	22	-	3.4	-	-	-	-	<0.2	-	-	-	-
Tetrachloroethene	110	30	30	-	-	-	-	<0.1	-	-	-	-
1,1,1-Trichloroethane	4200	-	10000	-	-	-	-	<0.1	-	-	-	-
1,1,2-Trichloroethane	9400	-	12	-	-	-	-	<0.1	-	-	-	-
Trichloroethene	29	5	5	-	-	-	-	<0.1	-	-	-	-
Trichlorofluoromethane	-	-	11000	-	-	-	-	<0.2	-	-	-	-
Vinyl chloride	13	2	2	-	-	-	-	<0.2	-	-	-	-

Notes

All units in ug/L.

"-" indicates that there is no applicable standard or analyses were not performed.

Red cells indicates parameter exceeds FCSAP CLIL Fresh/Marine. (Current as of 13-November-2012)

Bold indicates parameter exceeds Canadian DW Quality. (Current as of 13-November-2012)

Underline indicates parameter exceeds BC CSR (DW/AW). (Current as of 13-November-2012)

Table 41
Soil Analytical Results - Monocyclic Aromatic Hydrocarbons
Lot 5, Surrey-Brownsville Site

Area ID	CCME IL (Fine, Surface)	CCME IL (Coarse, Surface)	CCME IL (Fine, Subsoil)	BC CSR IL (STRINGENT)	10,11 LI1	10,11 LI1	10,11 LI2	10,11 LI2	29,31 LI3	29,31 LI4	29,31 LI5	15,31 LI6	15,31 LI6	10, 11 5-BH25
Station ID					LI 1-1	LI 1-2	LI 2-1	LI 2-2	LI 3-1	LI 4-1	LI 5-1	LI 6-1	LI 16-1	BH25-25-1A @ 2.5
Field label														
Duplicate ID														
Date					21/Mar/94	21/Mar/94	21/Mar/94	21/Mar/94	21/Mar/94	21/Mar/94	21/Mar/94	21/Mar/94	21/Mar/94	20/Jul/98
Lab report ID					1675-K	1675-K	1675-K	1675-K	1675-K	1675-K	1675-K	1675-K	1675-K	8080642-soil
Consultants					SRK	SRK	SRK	SRK	SRK	SRK	SRK	SRK	SRK	NEXT
Depth (m)					0.2 – 0.6	0.6 – 1.2	0.2 – 0.6	0.6 – 1.2	0.6 – 0.7	0.6 – 1.5	1.5 – 2	0.2 – 0.6	0.2 – 1.5	0.76
Grain Type					-	-	-	-	-	-	-	-	-	coarse
Benzene	0.0068	0.03	0.0068	0.04	<0.01	<0.01	<0.01	<0.01	<0.01	<0.01	<0.01	<0.01	<0.01	<0.5
Ethylbenzene	0.018	0.082	0.018	7	<0.01	<0.01	<0.01	<0.01	<0.01	<0.01	<0.01	<0.01	<0.01	<0.5
Styrene	50	50	50	50	-	-	-	-	-	-	-	-	-	-
Toluene	0.08	0.37	0.08	2.5	<0.01	<0.01	<0.01	<0.01	<0.01	<0.01	<0.01	<0.01	<0.01	<0.5
m+p-Xylene	-	-	-	-	-	-	-	-	-	-	-	-	-	-
o-Xylene	-	-	-	-	-	-	-	-	-	-	-	-	-	-
Xylenes (total)	2.4	11	2.4	20	<0.01	<0.01	<0.01	<0.01	<0.01	<0.01	<0.01	<0.01	<0.01	<0.5

Area ID	CCME IL (Fine, Surface)	CCME IL (Coarse, Surface)	CCME IL (Fine, Subsoil)	BC CSR IL (STRINGENT)	10, 11, 29, 31 5-BH20	10, 11, 29, 31 5-BH21	13 5-BH6	14, 29, 31 5-BH14	14, 29, 31 5-BH26	14 5-BH27	29, 31 5-BH24	10, 11 MV-11BH-11M	10, 11 MV-11BH-11M	10, 11 MV-11BH-11M
Station ID					BH20-20-2 @ 3.5'	BH21-21-1 @ 2'	BH6-2	BH14-14-1 @- 2'	BH26-26-1 @ 2'	BH27-27-1 @ 2'	BH24-24-2 @ 4'	MV-11BH-11M-1	MV-11BH-11M	MV-11BH-11M-4
Field label												MV-Dup4	MV-11BH-11M-1	
Duplicate ID														
Date					20/Jul/98	20/Jul/98	20/Jul/98	20/Jul/98	20/Jul/98	20/Jul/98	20/Jul/98	14/Dec/11	14/Dec/11	14/Dec/11
Lab report ID					8080642-soil	8080642-soil	8080642-soil	8080642-soil	8080642-soil	8080642-soil	8080642-soil	11V559640	11V559640	11V559640
Consultants					NEXT	NEXT	NEXT	NEXT	NEXT	NEXT	NEXT	Franz	Franz	Franz
Depth (m)					1	0.6	1 – 1.4	0.6	0.6	0.6	1.2	0.5 – 1	0.5 – 1	3 – 4
Grain Type					coarse	coarse	fine	coarse	coarse	coarse	coarse	fine	fine	fine
Benzene	0.0068	0.03	0.0068	0.04	<0.5	<0.5	<0.5	<0.5	<0.5	<0.5	<0.5	<0.02	<0.02	<0.02
Ethylbenzene	0.018	0.082	0.018	7	<0.5	<0.5	<0.5	<0.5	<0.5	<0.5	<0.5	<0.05	<0.05	<0.05
Styrene	50	50	50	50	-	-	-	-	-	<1	-	<0.05	<0.05	<0.05
Toluene	0.08	0.37	0.08	2.5	<0.5	<0.5	<0.5	<0.5	<0.5	<0.5	<0.5	0.09	0.10	<0.05
m+p-Xylene	-	-	-	-	-	-	-	-	-	-	-	<0.05	<0.05	<0.05
o-Xylene	-	-	-	-	-	-	-	-	-	-	-	<0.05	<0.05	<0.05
Xylenes (total)	2.4	11	2.4	20	<0.5	<0.5	<0.5	<0.5	<0.5	64	<0.5	<0.05	<0.05	<0.05

Area ID	CCME IL (Fine, Surface)	CCME IL (Coarse, Surface)	CCME IL (Fine, Subsoil)	BC CSR IL (STRINGENT)	14 MV-11BH-12M	14 MV-11BH-12M	14 MV-11BH-13M	14 MV-11BH-13M	29,31 MV-11BH-16M	29,31 MV-11BH-16M
Station ID					MV-11BH-12M-1	MV-11BH-12M-2	MV-11BH-13M-2	MV-11BH-13M-3	MV-Dup 2	MV-11BH-16M-5
Field label										
Duplicate ID										
Date					14/Dec/11	14/Dec/11	14/Dec/11	14/Dec/11	13/Dec/11	13/Dec/11
Lab report ID					11V559640	11V559640	11V559640	11V559640	11V559248	11V559248
Consultants					Franz	Franz	Franz	Franz	Franz	Franz
Depth (m)					0.5 – 1	1.5 – 2	1.5 – 2	2 – 3	0.5 – 1	4 – 4.5
Grain Type					fine	fine	fine	fine	coarse	fine
Benzene	0.0068	0.03	0.0068	0.04	<0.02	<0.02	<0.02	<0.02	<0.005	<0.005
Ethylbenzene	0.018	0.082	0.018	7	<0.05	<0.05	<0.05	<0.05	<0.01	<0.01
Styrene	50	50	50	50	<0.05	<0.05	<0.05	<0.05	-	-
Toluene	0.08	0.37	0.08	2.5	0.50	<0.05	<0.05	<0.05	<0.05	<0.05
m+p-Xylene	-	-	-	-	<0.05	<0.05	<0.05	<0.05	-	-
o-Xylene	-	-	-	-	<0.05	<0.05	<0.05	<0.05	-	-
Xylenes (total)	2.4	11	2.4	20	<0.05	<0.05	<0.05	<0.05	<0.05	<0.05

Notes

All units in ug/g.

"-" indicates that there is no applicable standard or analyses were not performed.

Red cells indicates parameter exceeds CCME IL (Fine, Surface). (Current as of 9-November-2012)

Bold indicates parameter exceeds CCME IL (Coarse, Surface). (Current as of 9-November-2012)

Underline indicates parameter exceeds CCME IL (Fine, Subsoil). (Current as of 9-November-2012)

Italic and dark blue text indicates parameter exceeds BC CSR IL (STRINGENT). (Current as of 9-November-2012)

Table 42
Soil Analytical Results Compared to CSR Schedule 7 - MAHs
Lot 5, Surrey-Brownsville Site

Area ID	BC CSR Schedule 7 (Relocation to Non-Ag)	10,11	10,11	10,11	10,11	29,31	29,31	29,31	15,31	15,31	14, 29, 31	
Station ID		LI1	LI1	LI2	LI2	LI3	LI4	LI5	LI6	LI6	5-BH14	
Field label		LI 1-1	LI 1-2	LI 2-1	LI 2-2	LI 3-1	LI 4-1	LI 5-1	LI 6-1	LI 6-1	BH14-14-1 @- 2'	
Duplicate ID												
Date		21/Mar/94	21/Mar/94	21/Mar/94	21/Mar/94	21/Mar/94	21/Mar/94	21/Mar/94	21/Mar/94	21/Mar/94	20/Jul/98	
Lab report ID		1675-K	1675-K	1675-K	1675-K	1675-K	1675-K	1675-K	1675-K	1675-K	8080642-soil	
Consultants		SRK	SRK	SRK	SRK	SRK	SRK	SRK	SRK	SRK	NEXT	
Depth (m)		0.2 – 0.6	0.6 – 1.2	0.2 – 0.6	0.6 – 1.2	0.6 – 0.7	0.6 – 1.5	1.5 – 2	0.2 – 0.6	0.2 – 1.5	0.6	
Benzene		0.04	<0.01	<0.01	<0.01	<0.01	<0.01	<0.01	<0.01	<0.01	<0.01	<0.5
Ethylbenzene		1	<0.01	<0.01	<0.01	<0.01	<0.01	<0.01	<0.01	<0.01	<0.01	<0.5
Styrene	5	-	-	-	-	-	-	-	-	-	-	
Toluene	1.5	<0.01	<0.01	<0.01	<0.01	<0.01	<0.01	<0.01	<0.01	<0.01	<0.5	
m+p-Xylene	-	-	-	-	-	-	-	-	-	-	-	
o-Xylene	-	-	-	-	-	-	-	-	-	-	-	
Xylenes (total)	5	<0.01	<0.01	<0.01	<0.01	<0.01	<0.01	<0.01	<0.01	<0.01	<0.5	

Area ID	BC CSR Schedule 7 (Relocation to Non-Ag)	10, 11, 29, 31	10, 11, 29, 31	29, 31	10, 11	14, 29, 31	14	13	10, 11	10, 11	10, 11	
Station ID		5-BH20	5-BH21	5-BH24	5-BH25	5-BH26	5-BH27	5-BH6	MV-11BH-11M	MV-11BH-11M	MV-11BH-11M	
Field label		BH20-20-2 @ 3.5'	BH21-21-1 @ 2'	BH24-24-2 @ 4'	BH25-25-1A @ 2.5'	BH26-26-1 @ 2'	BH27-27-1 @ 2'	BH6-2	MV-11BH-11M	MV-Dup4	MV-11BH-11M-4	
Duplicate ID									MV-Dup4	MV-11BH-11M-1		
Date		20/Jul/98	20/Jul/98	20/Jul/98	20/Jul/98	20/Jul/98	20/Jul/98	20/Jul/98	14/Dec/11	14/Dec/11	14/Dec/11	
Lab report ID		8080642-soil	8080642-soil	8080642-soil	8080642-soil	8080642-soil	8080642-soil	8080642-soil	11V559640	11V559640	11V559640	
Consultants		NEXT	NEXT	NEXT	NEXT	NEXT	NEXT	NEXT	Franz	Franz	Franz	
Depth (m)		1	0.6	1.2	0.76	0.6	0.6	1 – 1.4	0.5 – 1	0.5 – 1	3 – 4	
Benzene		0.04	<0.5	<0.5	<0.5	<0.5	<0.5	<0.5	<0.5	<0.02	<0.02	<0.02
Ethylbenzene		1	<0.5	<0.5	<0.5	<0.5	<0.5	<0.5	<0.5	<0.05	<0.05	<0.05
Styrene	5	-	-	-	-	-	<1	-	<0.05	<0.05	<0.05	
Toluene	1.5	<0.5	<0.5	<0.5	<0.5	<0.5	<0.5	<0.5	0.09	0.10	<0.05	
m+p-Xylene	-	-	-	-	-	-	-	-	<0.05	<0.05	<0.05	
o-Xylene	-	-	-	-	-	-	-	-	<0.05	<0.05	<0.05	
Xylenes (total)	5	<0.5	<0.5	<0.5	<0.5	<0.5	64	<0.5	<0.05	<0.05	<0.05	

Area ID	BC CSR Schedule 7 (Relocation to Non-Ag)	14	14	14	14	20	20	
Station ID		MV-11BH-12M	MV-11BH-12M	MV-11BH-13M	MV-11BH-13M	MV-11BH-16M	MV-11BH-16M	
Field label		MV-11BH-12M-1	MV-11BH-12M-2	MV-11BH-13M-2	MV-11BH-13M-3	MV-Dup 2	MV-11BH-16M-5	
Duplicate ID								
Date		14/Dec/11	14/Dec/11	14/Dec/11	14/Dec/11	13/Dec/11	13/Dec/11	
Lab report ID		11V559640	11V559640	11V559640	11V559640	11V559248	11V559248	
Consultants		Franz	Franz	Franz	Franz	Franz	Franz	
Depth (m)		0.5 – 1	1.5 – 2	1.5 – 2	2 – 3	0.5 – 1	4 – 4.5	
Benzene		0.04	<0.02	<0.02	<0.02	<0.02	<0.005	<0.005
Ethylbenzene		1	<0.05	<0.05	<0.05	<0.05	<0.01	<0.01
Styrene	5	<0.05	<0.05	<0.05	<0.05	-	-	
Toluene	1.5	0.50	<0.05	<0.05	<0.05	<0.05	<0.05	
m+p-Xylene	-	<0.05	<0.05	<0.05	<0.05	-	-	
o-Xylene	-	<0.05	<0.05	<0.05	<0.05	-	-	
Xylenes (total)	5	<0.05	<0.05	<0.05	<0.05	<0.05	<0.05	

Notes

All units in ug/g.

"-" indicates that there is no applicable standard or analyses were not performed.

Red cells indicates parameter exceeds BC CSR Protocol 7 (Relocation to Non-Ag). (Current as of 14-November-2012)

Table 43
Soil Analytical Results - Metals
Lot 5, Surrey-Brownsville Site

Area ID	CCME IL	BC CSR IL	10, 11	10, 11, 29, 31	10, 11, 29, 31	13	14	29, 31	10, 11	10, 11	14	14	14	14
Station ID			5-BH25	5-BH20	5-BH21	5-BH6	5-BH27	5-BH29	MV-11BH-11M	MV-11BH-11M	MV-11BH-12M	MV-11BH-12M	MV-11BH-13M	MV-11BH-13M
Field label			BH25-25-1A @ 2.5'	BH20-20-2 @ 3.5'	BH21-21-1 @ 2'	BH6-2	BH27-27-1 @ 2'	BH29-29-1 @ 2'	MV-11BH-11M-1	MV-11BH-11M-4	MV-11BH-12M-1	MV-11BH-12M-2	MV-11BH-13M-2	MV-11BH-13M-3
Duplicate ID														
Date			20/Jul/98	20/Jul/98	20/Jul/98	20/Jul/98	20/Jul/98	20/Jul/98	14/Dec/11	14/Dec/11	14/Dec/11	14/Dec/11	14/Dec/11	14/Dec/11
Lab report ID			8080642-soil	8080642-soil	8080642-soil	8080642-soil	8080642-soil	8080642-soil	11V559640	11V559640	11V559640	11V559640	11V559640	11V559640
Consultants			NEXT	NEXT	NEXT	NEXT	NEXT	NEXT	Franz	Franz	Franz	Franz	Franz	Franz
Depth (m)			0.76	1	0.6	1 – 1.4	0.6	0.6	0.5 – 1	3 – 4	0.5 – 1	1.5 – 2	1.5 – 2	2 – 3
pH	6 to 8	-	5	5.5	5.3	5.4	5	5.2	6.7	6.6	6	6.1	6	6
Aluminum	-	-	7750	-	-	23100	7890	8580	-	-	-	-	-	-
Antimony	40	40	<10	-	-	<10	<10	<10	1.36	0.90	1.17	0.56	0.58	0.53
Arsenic	12	15	<10	-	-	<10	<10	<10	5.1	11.6	5.7	3.9	3.4	3.8
Barium	2000	400	46	-	-	159	47	50	61.4	160.0	74.3	182.0	171.0	157.0
Beryllium	8	8	<1	-	-	<1	<1	<1	0.14	0.64	0.17	0.61	0.58	0.44
Boron	—	-	16	-	-	27	17	18	2.2	0.3	2.5	0.1	0.1	0.1
Cadmium	22	1.5 to 2	<0.3	-	-	<0.3	<0.3	<0.3	0.48	0.37	1.05	0.26	0.19	0.16
Calcium	-	-	3490	-	-	4910	3740	4110	-	-	-	-	-	-
Chromium	87	60	29	-	-	53	30	34	30	41	26	51	52	41
Cobalt	300	300	0.7	-	-	9	7	7	4.7	10.4	3.0	8.6	7.5	7.4
Copper	91	90 to 250	13	-	-	26	15	16	27.7	47.5	27.1	29.9	27.7	18.9
Iron	-	-	15500	-	-	26900	16000	16900	-	-	-	-	-	-
Lead	600	100 to 2000	<30	4	1	<30	<30	<30	46.20	10.30	107.00	11.80	11.70	11.00
Magnesium	-	-	6620	-	-	6710	6760	7060	-	-	-	-	-	-
Manganese	-	19000	230	-	-	385	270	230	-	-	-	-	-	-
Mercury	50	150	0.02	-	-	0.08	0.04	0.02	0.06	0.08	0.14	0.08	0.08	0.06
Molybdenum	40	40	<4	-	-	<4	<4	<4	3.52	4.70	2.55	0.64	0.52	0.57
Nickel	50	500	30	-	-	31	31	33	18.7	40.9	12.5	30.5	30.5	27.2
Selenium	2.9	10	<3	-	-	<3	<3	<3	0.5	1.4	0.5	0.8	0.8	0.6
Silver	40	40	<2	-	-	<2	<2	<2	0.09	0.16	0.10	0.10	0.10	0.07
Sodium	-	-	203	-	-	297	203	268	-	-	-	-	-	-
Strontium	-	100000	20	-	-	46	21	23	-	-	-	-	-	-
Thallium	1	-	-	-	-	-	-	-	<0.05	0.15	0.07	0.24	0.14	0.17
Tin	300	300	<5	-	-	<5	<5	<5	1.33	0.67	2.89	0.89	1.00	1.52
Titanium	-	-	413	-	-	410	401	503	-	-	-	-	-	-
Uranium	300	200	-	-	-	-	-	-	0.74	2.46	0.55	1.88	1.31	1.27
Vanadium	130	-	35	-	-	54	35	41	32	62	26	61	61	49
Zinc	360	150 to 600	32	-	-	60	34	35	108	76	446	57	53	58

Notes

All units in ug/g.

"-" indicates that there is no applicable standard or analyses were not performed.

Red cells indicates parameter exceeds CCME IL. (Current as of 9-November-2012)

Bold indicates parameter exceeds CSR IL. (Current as of 9-November-2012)

Table 44
Soil Analytical Results Compared to CSR Schedule 7 - Metals
Lot 5, Surrey-Brownsville Site

Area ID	Station ID	Field label	Duplicate ID	Date	Lab report ID	Consultants	Depth (m)	BC CSR Schedule 7 (Relocation to Non-Ag)											
								10, 11, 29, 31	10, 11, 29, 31	10, 11	14	29, 31	13	10, 11	10, 11	14	14	14	14
	5-BH20	5-BH21	5-BH25	5-BH27	5-BH29	5-BH6	MV-11BH-11M	MV-11BH-11M	MV-11BH-11M-1	MV-11BH-11M-4	MV-11BH-12M	MV-11BH-12M-2	MV-11BH-13M	MV-11BH-13M-3					
	BH20-20-2 @ 3.5'	BH21-21-1 @ 2'	BH25-25-1A @ 2.5'	BH27-27-1 @ 2'	BH29-29-1 @ 2'	BH6-2	MV-11BH-11M-1	MV-11BH-11M-4	MV-11BH-12M-1	MV-11BH-12M-2	MV-11BH-13M-2	MV-11BH-13M-2	MV-11BH-13M-2	MV-11BH-13M-3					
	20/Jul/98	20/Jul/98	20/Jul/98	20/Jul/98	20/Jul/98	20/Jul/98	14/Dec/11	14/Dec/11	14/Dec/11	14/Dec/11	14/Dec/11	14/Dec/11	14/Dec/11	14/Dec/11					
	8080642-soil	8080642-soil	8080642-soil	8080642-soil	8080642-soil	8080642-soil	11V559640	11V559640	11V559640	11V559640	11V559640	11V559640	11V559640	11V559640					
	NEXT	NEXT	NEXT	NEXT	NEXT	NEXT	Franz	Franz	Franz	Franz	Franz	Franz	Franz	Franz					
	1	0.6	0.76	0.6	0.6	1-1.4	0.5-1	3-4	0.5-1	1.5-2	1.5-2	1.5-2	2-3						
Aluminum	-	-	7750	7890	8580	23100	-	-	-	-	-	-	-	-					
Antimony	20	-	<10	<10	<10	<10	1.36	0.90	1.17	0.56	0.58	0.53	0.53						
Arsenic	15	-	<10	<10	<10	<10	5.1	11.6	5.7	3.9	3.4	3.8	3.8						
Barium	400	-	46	47	50	159	61.4	160.0	74.3	182.0	171.0	157.0	157.0						
Beryllium	4	-	<1	<1	<1	<1	0.14	0.64	0.17	0.61	0.58	0.44	0.44						
Boron	-	-	16	17	18	27	2.2	0.3	2.5	0.1	0.1	0.1	0.1						
Cadmium	1.5	-	<0.3	<0.3	<0.3	<0.3	0.48	0.37	1.05	0.26	0.19	0.16	0.16						
Calcium	-	-	3490	3740	4110	4910	-	-	-	-	-	-	-						
Chromium	60	-	29	30	34	53	30	41	26	51	52	41	41						
Cobalt	50	-	0.7	7	7	9	4.7	10.4	3.0	8.6	7.5	7.4	7.4						
Copper	90	-	13	15	16	26	27.7	47.5	27.1	29.9	27.7	18.9	18.9						
Iron	-	-	15500	16000	16900	26900	-	-	-	-	-	-	-						
Lead	100	4	1	<30	<30	<30	46.20	10.30	107.00	11.80	11.70	11.00	11.00						
Magnesium	-	-	6620	6760	7060	6710	-	-	-	-	-	-	-						
Manganese	-	-	230	270	230	385	-	-	-	-	-	-	-						
Mercury	15	-	0.02	0.04	0.02	0.08	0.06	0.08	0.14	0.08	0.08	0.06	0.06						
Molybdenum	10	-	<4	<4	<4	<4	3.52	4.70	2.55	0.64	0.52	0.57	0.57						
Nickel	100	-	30	31	33	31	18.7	40.9	12.5	30.5	30.5	27.2	27.2						
Selenium	3	-	<3	<3	<3	<3	0.5	1.4	0.5	0.8	0.8	0.6	0.6						
Silver	20	-	<2	<2	<2	<2	0.09	0.16	0.10	0.10	0.10	0.07	0.07						
Sodium	-	-	203	203	268	297	-	-	-	-	-	-	-						
Strontium	-	-	20	21	23	46	-	-	-	-	-	-	-						
Thallium	-	-	-	-	-	-	<0.05	0.15	0.07	0.24	0.14	0.17	0.17						
Tin	50	-	<5	<5	<5	<5	1.33	0.67	2.89	0.89	1.00	1.52	1.52						
Titanium	-	-	413	401	503	410	-	-	-	-	-	-	-						
Uranium	-	-	-	-	-	-	0.74	2.46	0.55	1.88	1.31	1.27	1.27						
Vanadium	200	-	35	35	41	54	32	62	26	61	61	49	49						
Zinc	150	-	32	34	35	60	108	76	446	57	53	58	58						

Notes

All units in ug/g.

"-" indicates that there is no applicable standard or analyses were not performed.

Red cells indicates parameter exceeds BC CSR Protocol 7 (Relocation to Non-Ag). (Current as of 14-November-2012)

Table 45
Soil Analytical Results - Polycyclic Aromatic Hydrocarbons
Lot 5, Surrey-Brownsville Site

Area ID	CCME IL	BC CSR IL	10,11	10,11	10,11	10,11	10, 11	12	14	10, 11	10, 11	10, 11	14	14
Station ID			LI1	LI1	LI1	LI2	5-BH25	5-BH23	5-BH27	MV-11BH-11M	MV-11BH-11M	MV-11BH-11M	MV-11BH-12M	MV-11BH-12M
Field label			LI 1-2	LI 1-2 AVG	LI 1-2 Duplicate	LI 2-2	BH25-25-1A @ 2.5'	BH23-23-2 @ 3'	BH27-27-1 @ 2'	MV-11BH-11M-1	MV-Dup4	MV-11BH-11M-4	MV-11BH-12M-1	MV-11BH-12M-2
Duplicate ID				LI 1-2 Duplicate	LI 1-2 AVG					MV-Dup4	MV-11BH-11M-1			
Date			21/Mar/94	21/Mar/94	21/Mar/94	21/Mar/94	20/Jul/98	20/Jul/98	20/Jul/98	14/Dec/11	14/Dec/11	14/Dec/11	14/Dec/11	14/Dec/11
Lab report ID			1675-K	1675-K	1675-K	1675-K	8080642-soil	8080642-soil	8080642-soil	11V559640	11V559640	11V559640	11V559640	11V559640
Consultants			SRK	SRK	SRK	SRK	NEXT	NEXT	NEXT	Franz	Franz	Franz	Franz	Franz
Depth (m)			0.6 - 1.2	0.6 - 1.2	0.6 - 1.2	0.6 - 1.2	0.76	0.9	0.6	0.5 - 1	0.5 - 1	3 - 4	0.5 - 1	1.5 - 2
Acenaphthene	0.28	-	<0.05	<0.05	<0.05	<0.05	<0.05	<0.05	<0.05	0.23	0.30	<0.01	0.02	<0.01
Acenaphthylene	320	-	<0.05	<0.05	<0.05	<0.05	<0.05	<0.05	<0.05	0.04	0.08	<0.01	0.13	<0.01
Anthracene	32	-	<0.05	<0.05	<0.05	<0.05	<0.05	<0.05	0.13	0.30	0.48	<0.02	0.07	<0.02
Benzo[a]anthracene	10	10	<0.05	<0.05	<0.05	<0.05	<0.05	<0.05	0.17	0.80	1.00	<0.02	0.10	<0.02
Benzo[a]pyrene	72	10	<0.05	<0.05	<0.05	<0.05	<0.05	<0.05	0.12	0.68	0.90	<0.05	0.10	<0.05
Benzo[b]fluoranthene	10	10	<0.05	<0.05	<0.05	<0.05	<0.05	<0.05	0.17	0.58	0.88	<0.02	0.16	<0.02
Benzo[ghi]perylene	-	-	<0.05	<0.05	<0.05	<0.05	<0.05	<0.05	<0.05	0.31	0.30	<0.05	0.10	<0.05
Benzo[k]fluoranthene	10	10	-	-	-	<0.05	-	-	-	0.29	0.35	<0.02	0.05	<0.02
Chrysene	-	-	<0.05	<0.05	<0.05	<0.05	<0.05	<0.05	0.16	0.68	1.00	<0.05	0.10	<0.05
Dibenzo[a,h]anthracene	10	10	<0.05	<0.05	<0.05	<0.05	<0.05	<0.05	<0.05	0.08	0.12	<0.02	<0.02	<0.02
Fluoranthene	180	-	<0.05	<0.05	<0.05	<0.05	<0.05	<0.05	0.37	1.80	2.30	<0.05	0.50	<0.05
Fluorene	0.25	-	<0.05	<0.05	<0.05	<0.05	<0.05	<0.05	<0.05	0.31	0.44	<0.02	0.06	<0.02
High molecular weight PAHs	-	-	0.27	0.23	0.19	-	-	-	1.32	-	-	-	-	-
Indeno[1,2,3-cd]pyrene	10	10	<0.05	<0.05	<0.05	<0.05	<0.05	<0.05	0.06	0.31	0.38	<0.02	<0.02	<0.02
Low molecular weight PAHs	-	-	0.14	0.15	0.15	<0.05	-	0.05	0.46	-	-	-	-	-
2-Methylnaphthalene	-	-	-	-	-	-	-	-	-	0.19	0.21	<0.01	0.19	<0.01
Naphthalene	0.013	50	0.08	0.08	0.08	<0.05	<0.05	0.05	0.12	0.32	0.37	<0.01	0.89	<0.01
Phenanthrene	0.046	50	0.06	0.07	0.07	<0.05	<0.05	<0.05	0.21	1.20	1.90	<0.02	0.52	<0.02
Pyrene	100	100	0.27	0.23	0.19	<0.05	<0.05	<0.05	0.27	1.60	2.20	<0.02	0.50	<0.02
Total PAHs	-	-	0.41	0.37	0.34	-	-	0.05	1.78	-	-	-	-	-
Total PAHs IACR (Calculated) - Calculated	1	-	0.866	0.866	0.866	0.866	0.866	0.866	2.23	10.53	14.33	0.569	2.04	0.569
Total PAHs TEQ (calculated) - Calculated	5.3	-	0.116	0.116	0.116	0.116	0.116	0.116	0.212	0.9679	1.294	0.115	0.155	0.115

Area ID	CCME IL	BC CSR IL	14	14	29,31	29,31	29,31
Station ID			MV-11BH-13M	MV-11BH-13M	MV-11BH-16M	MV-11BH-16M	MV-11BH-16M
Field label			MV-11BH-13M-2	MV-11BH-13M-3	MV-11BH-16M-1	MV-Dup 2	MV-11BH-16M-5
Duplicate ID					MV-Dup 2	MV-11BH-16M-1	
Date			14/Dec/11	14/Dec/11	13/Dec/11	13/Dec/11	13/Dec/11
Lab report ID			11V559640	11V559640	11V559248	11V559248	11V559248
Consultants			Franz	Franz	Franz	Franz	Franz
Depth (m)			1.5 - 2	2 - 3	0.5 - 1	0.5 - 1	4 - 4.5
Acenaphthene	0.28	-	<0.01	<0.01	<0.01	<0.01	<0.01
Acenaphthylene	320	-	<0.01	<0.01	<0.01	<0.01	<0.01
Anthracene	32	-	<0.02	<0.02	<0.02	<0.02	<0.02
Benzo[a]anthracene	10	10	<0.02	<0.02	<0.02	<0.02	<0.02
Benzo[a]pyrene	72	10	<0.05	<0.05	<0.05	<0.05	<0.05
Benzo[b]fluoranthene	10	10	<0.02	<0.02	<0.02	<0.02	<0.02
Benzo[ghi]perylene	-	-	<0.05	<0.05	<0.05	<0.05	<0.05
Benzo[k]fluoranthene	10	10	<0.02	<0.02	<0.02	<0.02	<0.02
Chrysene	-	-	<0.05	<0.05	<0.05	<0.05	<0.05
Dibenzo[a,h]anthracene	10	10	<0.02	<0.02	<0.02	<0.02	<0.02
Fluoranthene	180	-	<0.05	<0.05	<0.05	<0.05	<0.05
Fluorene	0.25	-	<0.02	<0.02	<0.02	<0.02	<0.02
High molecular weight PAHs	-	-	-	-	-	-	-
Indeno[1,2,3-cd]pyrene	10	10	<0.02	<0.02	<0.02	<0.02	<0.02
Low molecular weight PAHs	-	-	-	-	-	-	-
2-Methylnaphthalene	-	-	0.01	<0.01	<0.01	<0.01	<0.01
Naphthalene	0.013	50	0.02	0.01	<0.01	<0.01	<0.01
Phenanthrene	0.046	50	0.04	<0.02	<0.02	<0.02	<0.02
Pyrene	100	100	0.02	<0.02	<0.02	<0.02	<0.02
Total PAHs	-	-	-	-	-	-	-
Total PAHs IACR (Calculated) - Calculated	1	-	0.569	0.569	0.569	0.569	0.569
Total PAHs TEQ (calculated) - Calculated	5.3	-	0.115	0.115	0.115	0.115	0.115

Notes
All units in ug/g.
"-" indicates that there is no applicable standard or analyses were not performed.
Red cells indicates parameter exceeds CCME IL. (Current as of 9-November-2012)
Bold indicates parameter exceeds CSR IL. (Current as of 9-November-2012)

Table 46
Soil Analytical Results Compared to CSR Schedule 7 - PAHs
Lot 5, Surrey-Brownsville Site

Area ID	Station ID	Field label	Duplicate ID	Date	Lab report ID	Consultants	Depth (m)	BC CSR Schedule 7 (Relocation to Non-Ag)	10, 11	10, 11	10, 11	10, 11	12	10, 11	14	10, 11	10, 11	10, 11
									LI1	LI1	LI1	LI2	5-BH23	5-BH25	5-BH27	MV-11BH-11M	MV-11BH-11M	MV-11BH-11M
									LI 1-2	LI 1-2 AVG	LI 1-2 Duplicate	LI 2-2	BH23-23-2 @ 3'	BH25-25-1A @ 2.5'	BH27-27-1 @ 2'	MV-11BH-11M-1	MV-Dup4	MV-11BH-11M-4
									LI 1-2 Duplicate	LI 1-2 AVG						MV-Dup4	MV-11BH-11M-1	
									21/Mar/94	21/Mar/94	21/Mar/94	21/Mar/94	20/Jul/98	20/Jul/98	20/Jul/98	14/Dec/11	14/Dec/11	14/Dec/11
									1675-K	1675-K	1675-K	1675-K	8080642-soil	8080642-soil	8080642-soil	11V559640	11V559640	11V559640
									SRK	SRK	SRK	SRK	NEXT	NEXT	NEXT	Franz	Franz	Franz
									0.6 - 1.2	0.6 - 1.2	0.6 - 1.2	0.6 - 1.2	0.9	0.76	0.6	0.5 - 1	0.5 - 1	3 - 4
									<0.05	<0.05	<0.05	<0.05	<0.05	<0.05	<0.05	0.23	0.30	<0.01
									<0.05	<0.05	<0.05	<0.05	<0.05	<0.05	<0.05	0.04	0.08	<0.01
									<0.05	<0.05	<0.05	<0.05	<0.05	<0.05	0.13	0.30	0.48	<0.02
									<0.05	<0.05	<0.05	<0.05	<0.05	<0.05	0.17	0.80	1.00	<0.02
									<0.05	<0.05	<0.05	<0.05	<0.05	<0.05	0.12	0.68	0.90	<0.05
									<0.05	<0.05	<0.05	<0.05	<0.05	<0.05	0.17	0.58	0.88	<0.02
									<0.05	<0.05	<0.05	<0.05	<0.05	<0.05	<0.05	0.31	0.30	<0.05
									-	-	-	<0.05	-	-	0.29	0.35	<0.02	
									<0.05	<0.05	<0.05	<0.05	<0.05	<0.05	0.16	0.68	1.00	<0.05
									<0.05	<0.05	<0.05	<0.05	<0.05	<0.05	<0.05	0.08	0.12	<0.02
									<0.05	<0.05	<0.05	<0.05	<0.05	<0.05	0.37	1.80	2.30	<0.05
									<0.05	<0.05	<0.05	<0.05	<0.05	<0.05	<0.05	0.31	0.44	<0.02
									0.27	0.23	0.19	-	-	-	1.32	-	-	-
									<0.05	<0.05	<0.05	<0.05	<0.05	<0.05	0.06	0.31	0.38	<0.02
									0.14	0.15	0.15	<0.05	0.05	-	0.46	-	-	-
									-	-	-	-	-	-	-	0.19	0.21	<0.01
									0.08	0.08	0.08	<0.05	<0.05	<0.05	0.12	0.32	0.37	<0.01
									0.06	0.07	0.07	<0.05	<0.05	<0.05	0.21	1.20	1.90	<0.02
									0.27	0.23	0.19	<0.05	<0.05	<0.05	0.27	1.60	2.20	<0.02
									0.41	0.37	0.34	-	-	-	1.78	-	-	-

Area ID	Station ID	Field label	Duplicate ID	Date	Lab report ID	Consultants	Depth (m)	BC CSR Schedule 7 (Relocation to Non-Ag)	14	14	14	14	20	20	20	
									MV-11BH-12M	MV-11BH-12M	MV-11BH-13M	MV-11BH-13M	MV-11BH-16M	MV-11BH-16M	MV-11BH-16M	
									MV-11BH-12M-1	MV-11BH-12M-2	MV-11BH-13M-2	MV-11BH-13M-3	MV-11BH-16M-1	MV-Dup 2	MV-11BH-16M-1	MV-11BH-16M-5
									14/Dec/11	14/Dec/11	14/Dec/11	14/Dec/11	13/Dec/11	13/Dec/11	13/Dec/11	13/Dec/11
									11V559640	11V559640	11V559640	11V559640	11V559248	11V559248	11V559248	11V559248
									Franz	Franz	Franz	Franz	Franz	Franz	Franz	Franz
									0.5 - 1	1.5 - 2	1.5 - 2	2 - 3	0.5 - 1	0.5 - 1	4 - 4.5	
									0.02	<0.01	<0.01	<0.01	<0.01	<0.01	<0.01	<0.01
									0.13	<0.01	<0.01	<0.01	<0.01	<0.01	<0.01	<0.01
									0.07	<0.02	<0.02	<0.02	<0.02	<0.02	<0.02	<0.02
									0.10	<0.02	<0.02	<0.02	<0.02	<0.02	<0.02	<0.02
									0.10	<0.05	<0.05	<0.05	<0.05	<0.05	<0.05	<0.05
									0.16	<0.02	<0.02	<0.02	<0.02	<0.02	<0.02	<0.02
									0.10	<0.05	<0.05	<0.05	<0.05	<0.05	<0.05	<0.05
									0.05	<0.02	<0.02	<0.02	<0.02	<0.02	<0.02	<0.02
									0.10	<0.05	<0.05	<0.05	<0.05	<0.05	<0.05	<0.05
									<0.02	<0.02	<0.02	<0.02	<0.02	<0.02	<0.02	<0.02
									0.50	<0.05	<0.05	<0.05	<0.05	<0.05	<0.05	<0.05
									0.06	<0.02	<0.02	<0.02	<0.02	<0.02	<0.02	<0.02
									-	-	-	-	-	-	-	-
									<0.02	<0.02	<0.02	<0.02	<0.02	<0.02	<0.02	<0.02
									0.19	<0.01	0.01	<0.01	<0.01	<0.01	<0.01	<0.01
									0.89	<0.01	0.02	0.01	<0.01	<0.01	<0.01	<0.01
									0.52	<0.02	0.04	<0.02	<0.02	<0.02	<0.02	<0.02
									0.50	<0.02	0.02	<0.02	<0.02	<0.02	<0.02	<0.02
									-	-	-	-	-	-	-	-

Notes
All units in ug/g.
"- " indicates that there is no applicable standard or analyses were not performed.
Red cells indicates parameter exceeds BC CSR Protocol 7 (Relocation to Non-Ag). (Current as of 14-November-2012)

Table 47
 Soil Analytical Results - PCBs
 Lot 5, Surrey-Brownsville Site

Area ID	CCME IL	BC CSR IL	14		
Station ID			5-BH27		
Field label			BH27-27-1 @ 2'		
Duplicate ID					
Date			20/Jul/98		
Lab report ID			8080642-soil		
Consultants			NEXT		
Depth (m)			0.6		
Aroclor 1242			-	50	<0.03
Aroclor 1248			-	50	<0.03
Aroclor 1254	-	50	<0.03		
Aroclor 1260	-	50	<0.03		

Notes

All units in ug/g.

"-" indicates that there is no applicable standard or analyses were not performed.

Red cells indicates parameter exceeds CCME IL. (Current as of 9-November-2012)

Bold indicates parameter exceeds BC CSR IL. (Current as of 9-November-2012)

Table 48
Soil Analytical Results Compared to CSR Schedule 7 - PCBs
Lot 5, Surrey-Brownsville Site

Area ID	BC CSR Schedule 7 (Relocation to Non-Ag)	APEC 14
Station ID		5-BH27
Field label		BH27-27-1 @ 2'
Duplicate ID		
Date		20/Jul/98
Lab report ID		8080642-soil
Consultants		NEXT
Depth (m)		0.6
Aroclor 1242		5
Aroclor 1248	5	<0.03
Aroclor 1254	5	<0.03
Aroclor 1260	5	<0.03

Notes

All units in ug/g.

"-" indicates that there is no applicable standard or analyses were not performed.

Red cells indicates parameter exceeds BC CSR Protocol 7 (Relocation to Non-Ag). (Current as of 14-November-2012)

Table 49
Analytical Results in Soil - Petroleum Hydrocarbons
Lot 5, Surrey-Brownsville Site

Area ID	Station ID	Field label	Duplicate ID	Date	Lab report ID	Consultants	Depth (m)	Grain Type	10, 11	10, 11, 29, 33	10, 11, 29, 33	12	13, 29, 33	13	13	14, 29, 33	14, 29, 33	14, 29, 33	
Station ID	Field label	Duplicate ID	Date	Lab report ID	Consultants	Depth (m)	Grain Type	10, 11	10, 11, 29, 33	10, 11, 29, 33	12	13, 29, 33	13	13	14, 29, 33	14, 29, 33	14, 29, 33		
Station ID	Field label	Duplicate ID	Date	Lab report ID	Consultants	Depth (m)	Grain Type	10, 11	10, 11, 29, 33	10, 11, 29, 33	12	13, 29, 33	13	13	14, 29, 33	14, 29, 33	14, 29, 33		
5-BH25	5-BH20	5-BH21	5-BH23	5-BH5	5-BH6	5-BH8	5-BH13	5-BH14	5-BH15	BH25-25-1A @ 2.5'	BH20-20-2 @ 3.5'	BH21-21-1 @ 2'	BH23-23-2 @ 3'	BH5-1	BH6-2	BH8-1	BH13-13-1 @ 1'	BH14-14-1 @ 2'	BH15-15-2 @ 4'
20/Jul/98	20/Jul/98	20/Jul/98	20/Jul/98	20/Jul/98	20/Jul/98	20/Jul/98	20/Jul/98	20/Jul/98	20/Jul/98	8080642-soil	8080642-soil	8080642-soil	8080642-soil	8080642-soil	8080642-soil	8080642-soil	8080642-soil	8080642-soil	8080642-soil
NEXT	NEXT	NEXT	NEXT	NEXT	NEXT	NEXT	NEXT	NEXT	NEXT	0.76	1	0.6	0.9	0.6 - 0.9	1 - 1.4	0.8 - 1	0.3	0.6	1.2
coarse	coarse	coarse	coarse	coarse	coarse	coarse	fine	coarse	coarse	coarse	coarse	coarse	coarse	coarse	coarse	coarse	coarse	coarse	coarse
EPH (C10-C19)	-	-	-	-	2000	<250	-	-	<250	<250	-	<250	<250	-	<250	<250	-	<250	
EPH (C19-C32)	-	-	-	-	5000	<250	-	-	<250	<250	-	<250	<250	-	<250	<250	-	<250	
LEPH	-	-	-	-	2000	<250	-	-	<250	-	-	-	-	-	-	-	-	-	
HEPH	-	-	-	-	5000	<250	-	-	<250	-	-	-	-	-	-	-	-	-	
VPH (VH6-10) minus BTE	-	-	-	-	200	13	<10	<10	-	-	<10	-	-	-	-	<10	-	-	
F1 (C6-C10)	-	-	-	-	-	-	-	-	-	-	-	-	-	-	-	-	-	-	
F1 (C6-C10) minus BTEX	170	240	170	-	-	-	-	-	-	-	-	-	-	-	-	-	-	-	
F2 (C10-C16)	230	260	230	-	-	-	-	-	-	-	-	-	-	-	-	-	-	-	
F3 (C16-C34)	2500	1700	5000	-	-	-	-	-	-	-	-	-	-	-	-	-	-	-	
F4 (C34-C50)	6600	3300	10000	-	-	-	-	-	-	-	-	-	-	-	-	-	-	-	

Notes

Area ID	Station ID	Field label	Duplicate ID	Date	Lab report ID	Consultants	Depth (m)	Grain Type	14, 29, 31	14	14	14	29, 31	29, 31	29, 31	29, 31	29, 31	29, 31	10, 11
Station ID	Field label	Duplicate ID	Date	Lab report ID	Consultants	Depth (m)	Grain Type	14, 29, 31	14	14	14	29, 31	29, 31	29, 31	29, 31	29, 31	29, 31	10, 11	
Station ID	Field label	Duplicate ID	Date	Lab report ID	Consultants	Depth (m)	Grain Type	14, 29, 31	14	14	14	29, 31	29, 31	29, 31	29, 31	29, 31	29, 31	10, 11	
5-BH26	5-BH12	5-BH22	5-BH27	5-BH19	5-BH24	5-BH28	5-BH29	5-BH30	MV-11BH-11M	BH26-26-1 @ 2'	BH12-2	BH22-22-2 @ 1.5'	BH27-27-1 @ 2'	BH19-19-2 @ 4'	BH24-24-2 @ 4'	BH28 28-1 @ 2'	BH29-29-1 @ 2'	BH30 30-2 @ 5'	MV-11BH-11M-1
20/Jul/98	20/Jul/98	20/Jul/98	20/Jul/98	20/Jul/98	20/Jul/98	20/Jul/98	20/Jul/98	20/Jul/98	20/Jul/98	8080642-soil	8080642-soil	8080642-soil	8080642-soil	8080642-soil	8080642-soil	8080642-soil	8080642-soil	8080642-soil	11V559640
NEXT	NEXT	NEXT	NEXT	NEXT	NEXT	NEXT	NEXT	NEXT	NEXT	0.6	0.9	0.46	0.6	1.2	1.2	0.6	0.6	1.5	0.5 - 1
coarse	coarse	coarse	coarse	coarse	coarse	coarse	coarse	coarse	coarse	coarse	coarse	coarse	coarse	coarse	coarse	coarse	coarse	coarse	fine
EPH (C10-C19)	-	-	-	-	2000	<250	<250	<250	4200	<250	<250	-	<250	<250	<250	<250	<250	-	-
EPH (C19-C32)	-	-	-	-	5000	<250	<250	<250	<250	<250	-	<250	<250	<250	<250	<250	<250	-	-
LEPH	-	-	-	-	2000	-	-	-	-	-	-	-	<250	-	-	-	-	68	
HEPH	-	-	-	-	5000	-	-	-	-	-	-	-	<250	-	-	-	-	1100	
VPH (VH6-10) minus BTE	-	-	-	-	200	<10	-	-	3500	-	<10	-	-	-	-	-	-	27	
F1 (C6-C10)	-	-	-	-	-	-	-	-	-	-	-	-	-	-	-	-	-	<10	
F1 (C6-C10) minus BTEX	170	240	170	-	-	-	-	-	-	-	-	-	-	-	-	-	-	<10	
F2 (C10-C16)	230	260	230	-	-	-	-	-	-	-	-	-	-	-	-	-	-	20	
F3 (C16-C34)	2500	1700	5000	-	-	-	-	-	-	-	-	-	-	-	-	-	-	1150	
F4 (C34-C50)	6600	3300	10000	-	-	-	-	-	-	-	-	-	-	-	-	-	-	818	

Area ID	Station ID	Field label	Duplicate ID	Date	Lab report ID	Consultants	Depth (m)	Grain Type	10, 11	10, 11	14	14	14	14	29,31	29,31	29,31
Station ID	Field label	Duplicate ID	Date	Lab report ID	Consultants	Depth (m)	Grain Type	10, 11	10, 11	14	14	14	14	29,31	29,31	29,31	
Station ID	Field label	Duplicate ID	Date	Lab report ID	Consultants	Depth (m)	Grain Type	10, 11	10, 11	14	14	14	14	29,31	29,31	29,31	
MV-11BH-11M	MV-11BH-11M	MV-11BH-12M	MV-11BH-12M	MV-11BH-13M	MV-11BH-13M	MV-11BH-16M	MV-11BH-16M	MV-11BH-16M	MV-11BH-11M-1	MV-11BH-11M-4	MV-11BH-12M-1	MV-11BH-12M-2	MV-11BH-13M-2	MV-11BH-13M-3	MV-11BH-16M-1	MV-Dup 2	MV-11BH-16M-5
14/Dec/11	14/Dec/11	14/Dec/11	14/Dec/11	14/Dec/11	14/Dec/11	13/Dec/11	13/Dec/11	13/Dec/11	11V559640	11V559640	11V559640	11V559640	11V559640	11V559640	11V559248	11V559248	11V559248
Franz	Franz	Franz	Franz	Franz	Franz	Franz	Franz	Franz	0.5 - 1	3 - 4	0.5 - 1	1.5 - 2	1.5 - 2	2 - 3	0.5 - 1	0.5 - 1	4 - 4.5
fine	fine	fine	fine	fine	fine	coarse	coarse	fine	fine	fine	fine	fine	fine	coarse	coarse	coarse	fine
EPH (C10-C19)	-	-	-	-	2000	-	-	-	-	-	-	-	-	-	-	-	-
EPH (C19-C32)	-	-	-	-	5000	-	-	-	-	-	-	-	-	-	-	-	-
LEPH	-	-	-	-	2000	120	<25	180	26	<25	<25	<25	<25	<25	<25	<25	<25
HEPH	-	-	-	-	5000	2600	260	1100	250	203	201	<25	<25	<25	<25	<25	<25
VPH (VH6-10) minus BTE	-	-	-	-	200	<10	<10	67	<10	<10	<10	<10	22	-	-	-	-
F1 (C6-C10)	-	-	-	-	-	<10	<10	<10	<10	<10	<10	<10	<10	-	<10	<10	<10
F1 (C6-C10) minus BTEX	170	240	170	-	-	<10	<10	<10	<10	<10	<10	<10	<10	-	<10	<10	<10
F2 (C10-C16)	230	260	230	-	-	18	13	99	<10	<10	<10	<10	<10	<10	<10	<10	<10
F3 (C16-C34)	2500	1700	5000	-	-	1030	412	1490	171	139	244	<10	<10	<10	<10	<10	<10
F4 (C34-C50)	6600	3300	10000	-	-	760	306	1060	240	62	115	12	<10	<10	<10	<10	<10

Notes
All units in ug/g.
"-." indicates that there is no applicable standard or analyses were not performed.
Red cells indicates parameter exceeds CCME IL (Fine, Surface). (Current as of 9-November-2012)
Bold indicates parameter exceeds CCME IL (Coarse, Surface). (Current as of 9-November-2012)
Underline indicates parameter exceeds CCME IL (Fine, Subsoil). (Current as of 9-November-2012)
Italic and dark blue text indicates parameter exceeds BC CSR IL (STRINGENT). (Current as of 9-November-2012)

Table 50
Soil Analytical Results Compared to CSR Schedule 7 - Petroleum Hydrocarbons
Lot 5, Surrey-Brownsville Site

Area ID	BC CSR Schedule 7 (Relocation to Non-Ag)	14	14, 29, 31	14, 29, 31	14, 29, 31	29, 31	10, 11, 29, 31	10, 11, 29, 31	14	12	29, 31	
Station ID		5-BH12	5-BH13	5-BH14	5-BH15	5-BH19	5-BH20	5-BH21	5-BH22	5-BH23	5-BH24	
Field label		BH12-2	BH13-13-1 @ 1'	BH14-14-1 @ 2'	BH15-15-2 @ 4'	BH19-19-2 @ 4'	BH20-20-2 @ 3.5'	BH21-21-1 @ 2'	BH22-22-2 @ 1.5'	BH23-23-2 @ 3'	BH24-24-2 @ 4'	
Duplicate ID												
Date		20/Jul/98	20/Jul/98	20/Jul/98	20/Jul/98	20/Jul/98	20/Jul/98	20/Jul/98	20/Jul/98	20/Jul/98	20/Jul/98	
Lab report ID		8080642-soil	8080642-soil	8080642-soil	8080642-soil	8080642-soil	8080642-soil	8080642-soil	8080642-soil	8080642-soil	8080642-soil	
Consultants		NEXT	NEXT	NEXT	NEXT	NEXT	NEXT	NEXT	NEXT	NEXT	NEXT	
Depth (m)		0.9	0.3	0.6	1.2	1.2	1	0.6	0.46	0.9	1.2	
EPH (C10-C19)		1000	<250	<250	-	<250	<250	-	-	<250	<250	-
EPH (C19-C32)		1000	<250	<250	-	<250	<250	-	-	<250	<250	-
LEPH	1000	-	-	-	-	-	-	-	<250	-	-	
HEPH	1000	-	-	-	-	-	-	-	<250	-	-	
VPH (VH6-10) minus BTEX	200	-	-	<10	-	-	<10	<10	-	-	<10	
F1 (C6-C10)	-	-	-	-	-	-	-	-	-	-	-	
F1 (C6-C10) minus BTEX	-	-	-	-	-	-	-	-	-	-	-	
F2 (C10-C16)	-	-	-	-	-	-	-	-	-	-	-	
F3 (C16-C34)	-	-	-	-	-	-	-	-	-	-	-	
F4 (C34-C50)	-	-	-	-	-	-	-	-	-	-	-	

Area ID	BC CSR Schedule 7 (Relocation to Non-Ag)	10, 11	14, 29, 31	14	29, 31	29, 31	29, 31	13, 29, 31	13	13	10, 11	
Station ID		5-BH25	5-BH26	5-BH27	5-BH28	5-BH29	5-BH30	5-BH5	5-BH6	5-BH8	MV-11BH-11M	
Field label		BH25-25-1A @ 2.5'	BH26-26-1 @ 2'	BH27-27-1 @ 2'	BH28 28-1 @ 2'	BH29-29-1 @ 2'	BH30 30-2 @ 5'	BH5-1	BH6-2	BH8-1	MV-11BH-11M-1	
Duplicate ID											MV-Dup4	
Date		20/Jul/98	20/Jul/98	20/Jul/98	20/Jul/98	20/Jul/98	20/Jul/98	20/Jul/98	20/Jul/98	20/Jul/98	20/Jul/98	14/Dec/11
Lab report ID		8080642-soil	8080642-soil	8080642-soil	8080642-soil	8080642-soil	8080642-soil	8080642-soil	8080642-soil	8080642-soil	8080642-soil	11V559640
Consultants		NEXT	NEXT	NEXT	NEXT	NEXT	NEXT	NEXT	NEXT	NEXT	NEXT	
Depth (m)		0.76	0.6	0.6	0.6	0.6	1.5	0.6 - 0.9	1 - 1.4	0.8 - 1	0.5 - 1	
EPH (C10-C19)		1000	<250	<250	4200	<250	<250	<250	<250	-	<250	-
EPH (C19-C32)		1000	<250	<250	<250	<250	<250	<250	<250	-	<250	-
LEPH	1000	<250	-	-	-	<250	-	-	-	-	68	
HEPH	1000	<250	-	-	-	<250	-	-	-	-	1100	
VPH (VH6-10) minus BTEX	200	13	<10	3500	-	-	-	<10	-	-	27	
F1 (C6-C10)	-	-	-	-	-	-	-	-	-	-	<10	
F1 (C6-C10) minus BTEX	-	-	-	-	-	-	-	-	-	-	<10	
F2 (C10-C16)	-	-	-	-	-	-	-	-	-	-	20	
F3 (C16-C34)	-	-	-	-	-	-	-	-	-	-	1150	
F4 (C34-C50)	-	-	-	-	-	-	-	-	-	-	818	

Area ID	BC CSR Schedule 7 (Relocation to Non-Ag)	10, 11	10, 11	14	14	14	14	20	20	20	
Station ID		MV-11BH-11M	MV-11BH-11M	MV-11BH-12M	MV-11BH-12M	MV-11BH-13M	MV-11BH-13M	MV-11BH-16M	MV-11BH-16M	MV-11BH-16M	
Field label		MV-Dup4	MV-11BH-11M-4	MV-11BH-12M-1	MV-11BH-12M-2	MV-11BH-13M-2	MV-11BH-13M-3	MV-11BH-16M-1	MV-Dup 2	MV-11BH-16M-1	MV-11BH-16M-5
Duplicate ID		MV-11BH-11M-1									
Date		14/Dec/11	14/Dec/11	14/Dec/11	14/Dec/11	14/Dec/11	14/Dec/11	13/Dec/11	13/Dec/11	13/Dec/11	13/Dec/11
Lab report ID		11V559640	11V559640	11V559640	11V559640	11V559640	11V559640	11V559248	11V559248	11V559248	11V559248
Consultants											
Depth (m)		0.5 - 1	3 - 4	0.5 - 1	1.5 - 2	1.5 - 2	2 - 3	0.5 - 1	0.5 - 1	4 - 4.5	
EPH (C10-C19)		1000	-	-	-	-	-	-	-	-	-
EPH (C19-C32)		1000	-	-	-	-	-	-	-	-	-
LEPH	1000	120	<25	180	26	<25	<25	<25	<25	<25	
HEPH	1000	2600	260	1100	250	203	201	<25	<25	<25	
VPH (VH6-10) minus BTEX	200	<10	<10	67	<10	<10	22	-	-	-	
F1 (C6-C10)	-	<10	<10	<10	<10	<10	<10	<10	<10	<10	
F1 (C6-C10) minus BTEX	-	<10	<10	<10	<10	<10	<10	<10	<10	<10	
F2 (C10-C16)	-	18	13	99	<10	<10	<10	<10	<10	<10	
F3 (C16-C34)	-	1030	412	1490	171	139	244	<10	<10	<10	
F4 (C34-C50)	-	760	306	1060	240	62	115	12	<10	<10	

Notes

All units in ug/g.
 "-" indicates that there is no applicable standard or analyses were not performed.
 Red cells indicates parameter exceeds BC CSR Protocol 7 (Relocation to Non-Ag). (Current as of 14-November-2012)

Table 51
Soil Analytical Results - Phenols/Chlorophenols
Lot 5, Surrey-Brownsville Site

Area ID	Station ID	Field label	Duplicate ID	Date	Lab report ID	Consultants	Depth (m)	15,31	29,31	29,31	29,31	29,31	29,31	29,31	29,31	29,31	29,31	29,31	13, 29, 31	
								LI6	LI8	LI8	LI9	LI9	LI10	TP1 S-1	TP1 S3	TP3 S5	5-TP-4	5-TP-6	5-BH4	
								LI6-1	LI8-1	LI8-2	LI9-1	LI9-1	LI10-1	TP1 S-1	TP1 S3	TP3 S5	TP4 S3	TP6 S2	BH4-2	
								21/Mar/94	21/Mar/94	21/Mar/94	21/Mar/94	21/Mar/94	21/Mar/94	14/Sep/94	14/Sep/94	14/Sep/94	14/Sep/94	14/Sep/94	20/Jul/98	
								1675-K	1675-K	1675-K	4041924	1675-K	1675-K	E3921	E3921	E3921	E3921	E3921	8080642-soil	
								SRK	SRK	SRK	SRK	SRK	SRK	SRK	SRK	SRK	SRK	SRK	NEXT	
								0.2 - 0.6	0.2 - 0.6	0.6 - 1.2	0.6 - 1.3	0.6 - 1.3	0.2 - 1.5	0.2	1.2	-	0.2	1.5	1 - 1.4	
4-Chloro-3-methylphenol	-	-	-	-	-	-	-	-	-	-	-	-	-	-	-	-	-	-	-	-
2-Chlorophenol	5	5	-	-	-	-	-	-	-	-	-	-	-	-	-	-	-	-	-	-
o-Cresol	-	10	-	-	-	-	-	-	-	-	-	-	-	-	-	-	-	-	-	-
m+p-Cresol	-	-	-	-	-	-	-	-	-	-	-	-	-	-	-	-	-	-	-	-
p-Cresol	-	10	-	-	-	-	-	-	-	-	-	-	-	-	-	-	-	-	-	-
2,4-Dichlorophenol	5	5	-	-	-	-	-	-	-	-	-	-	-	-	-	-	-	-	-	-
2,6-Dichlorophenol	5	5	-	-	-	-	-	-	-	-	-	-	-	-	-	-	-	-	-	-
2,4-Dimethylphenol	10	10	-	-	-	-	-	-	-	-	-	-	-	-	-	-	-	-	-	-
2,4-Dinitrophenol	10	10	-	-	-	-	-	-	-	-	-	-	-	-	-	-	-	-	-	-
Dinoseb	-	620	-	-	-	-	-	-	-	-	-	-	-	-	-	-	-	-	-	-
2-Methyl 4,6-dinitrophenol	10	10	-	-	-	-	-	-	-	-	-	-	-	-	-	-	-	-	-	-
2-Nitrophenol	10	10	-	-	-	-	-	-	-	-	-	-	-	-	-	-	-	-	-	-
4-Nitrophenol	10	10	-	-	-	-	-	-	-	-	-	-	-	-	-	-	-	-	-	-
Pentachlorophenol	7.6	0.15 to 0.2	-	-	-	-	0.005	-	-	-	-	-	0.037	<0.020	<0.001	<0.020	<0.020	<0.005	<0.005	<0.005
Phenol	3.8	10	-	-	-	-	-	-	-	-	-	-	-	-	-	-	-	-	-	-
Phenols	3.8	10	0.97	<0.05	0.66	-	2.15	<0.05	-	-	-	-	-	-	-	-	-	-	-	-
2,3,4,5-Tetrachlorophenol	5	5	-	-	-	-	-	-	-	-	-	-	<0.020	<0.020	<0.001	<0.020	<0.020	<0.005	<0.005	<0.005
2,3,4,6-Tetrachlorophenol	5	5	-	-	-	-	-	-	-	-	-	-	<0.020	<0.020	<0.001	<0.020	<0.020	<0.005	<0.005	<0.005
2,3,5,6-Tetrachlorophenol	5	5	-	-	-	-	-	-	-	-	-	-	<0.020	<0.020	<0.001	<0.020	<0.020	-	-	-
2,4,6-Tribromophenol	-	-	-	-	-	-	-	-	-	-	-	-	-	-	-	-	-	-	84	84
2,3,4-Trichlorophenol	5	5	-	-	-	-	-	-	-	-	-	-	<0.020	<0.020	<0.001	<0.020	<0.020	<0.01	<0.01	<0.01
2,3,5-Trichlorophenol	5	5	-	-	-	-	-	-	-	-	-	-	<0.020	<0.020	<0.001	<0.020	<0.020	<0.01	<0.01	<0.01
2,3,6-Trichlorophenol	5	5	-	-	-	-	-	-	-	-	-	-	-	-	-	-	-	<0.01	<0.01	<0.01
2,4,5-Trichlorophenol	5	5	-	-	-	-	-	-	-	-	-	-	<0.020	<0.020	<0.001	<0.020	<0.020	<0.01	<0.01	<0.01
2,4,6-Trichlorophenol	5	5	-	-	-	-	-	-	-	-	-	-	<0.020	<0.020	<0.001	<0.020	<0.020	<0.01	<0.01	<0.01
3,4,5-Trichlorophenol	5	5	-	-	-	-	-	-	-	-	-	-	-	-	-	-	-	-	<0.01	<0.01
Tetrachlorophenols	-	-	-	-	-	-	<0.005	-	-	-	-	-	-	-	-	-	-	-	-	-
Total chlorinated phenols	-	-	-	-	-	-	0.005	-	-	-	-	-	-	-	-	-	-	-	-	-
Total Trichlorophenols	-	-	-	-	-	-	<0.01	-	-	-	-	-	-	-	-	-	-	-	-	-

Area ID	Station ID	Field label	Duplicate ID	Date	Lab report ID	Consultants	Depth (m)	13, 29, 31	13, 29, 31	13	13	13	14, 29, 31	14, 29, 31	14, 29, 31	14	14	14	15	
								5-BH5	5-BH10	5-BH6	5-BH8	LI7	5-BH13	5-BH14	5-BH26	5-BH12	5-BH22	5-BH27	5-BH1	
								BH5-1	BH10-2	BH6-2	BH8-1	LI7-1	BH13-13-1 @ 1'	BH14-14-1 @ 2'	BH26-26-1 @ 2'	BH12-2	H22-22-2 @ 1	BH27-27-1 @ 2'	BH1-1	
								20/Jul/98	20/Jul/98	20/Jul/98	20/Jul/98	21/Mar/94	20/Jul/98	20/Jul/98	20/Jul/98	20/Jul/98	20/Jul/98	20/Jul/98	20/Jul/98	
								8080642-soil	8080642-soil	8080642-soil	8080642-soil	1675-K	8080642-soil	8080642-soil	8080642-soil	8080642-soil	8080642-soil	8080642-soil	8080642-soil	
								NEXT	NEXT	NEXT	NEXT	SRK	NEXT	NEXT	NEXT	NEXT	NEXT	NEXT	NEXT	
								0.6 - 0.9	1.2	1 - 1.4	0.8 - 1	0.2 - 0.9	0.3	0.6	0.6	0.9	0.46	0.6	0.6 - 0.9	
4-Chloro-3-methylphenol	-	-	-	-	-	-	-	-	-	-	-	-	-	-	-	-	-	-	-	-
2-Chlorophenol	5	5	-	-	-	-	-	-	-	-	-	-	-	-	-	-	-	-	-	-
o-Cresol	-	10	-	-	-	-	-	-	-	<0.2	-	-	-	-	-	-	-	<10	-	-
m+p-Cresol	-	-	-	-	-	-	-	-	-	-	-	-	-	-	-	-	-	-	-	-
p-Cresol	-	10	-	-	-	-	-	-	-	<0.2	-	-	-	-	-	-	-	<10	-	-
2,4-Dichlorophenol	5	5	-	-	-	-	-	-	-	-	-	-	-	-	-	-	-	-	-	-
2,6-Dichlorophenol	5	5	-	-	-	-	-	-	-	-	-	-	-	-	-	-	-	-	-	-
2,4-Dimethylphenol	10	10	-	-	-	-	-	-	-	<2	-	-	-	-	-	-	-	<10	-	-
2,4-Dinitrophenol	10	10	-	-	-	-	-	-	-	<1	-	-	-	-	-	-	-	<10	-	-
Dinoseb	-	620	-	-	-	-	-	-	-	-	-	-	-	-	-	-	-	-	-	-
2-Methyl 4,6-dinitrophenol	10	10	-	-	-	-	-	-	-	<0.5	-	-	-	-	-	-	-	<10	-	-
2-Nitrophenol	10	10	-	-	-	-	-	-	-	<0.5	-	-	-	-	-	-	-	<10	-	-
4-Nitrophenol	10	10	-	-	-	-	-	-	-	<0.5	-	-	-	-	-	-	-	<10	-	-
Pentachlorophenol	7.6	0.15 to 0.2	<0.005	<0.005	<0.005	<0.005	<0.005	-	-	<0.005	<0.005	<0.005	<0.005	<0.005	<0.005	<0.005	5.91	1000	<0.005	<0.005
Phenol	3.8	10	-	-	-	-	-	-	-	<0.2	-	-	-	-	-	-	-	<10	-	-
Phenols	3.8	10	-	-	-	-	-	-	-	<0.05	-	-	-	-	-	-	-	-	-	-
2,3,4,5-Tetrachlorophenol	5	5	<0.005	<0.005	<0.005	<0.005	<0.005	-	-	<0.005	<0.005	<0.005	<0.005	<0.005	<0.005	<0.005	0.02	0.43	<0.005	<0.005
2,3,4,6-Tetrachlorophenol	5	5	<0.005	<0.005	<0.005	<0.005	<0.005	-	-	<0.005	<0.005	<0.005	<0.005	<0.005	<0.005	<0.005	0.25	27	<0.005	<0.005
2,3,5,6-Tetrachlorophenol	5	5	-	-	-	-	-	-	-	-	-	-	-	-	-	-	-	-	-	-
2,4,6-Tribromophenol	-	-	82	98	92	72	-	-	-	88	83	82	94	72	-	-	-	-	80	80
2,3,4-Trichlorophenol	5	5	<0.01	<0.01	<0.01	<0.01	-	-	-	<0.01	<0.01	<0.01	<0.01	<0.01	<0.01	<0.01	<0.01	<0.1	<0.01	<0.01
2,3,5-Trichlorophenol	5	5	<0.01	<0.01	<0.01	<0.01	-	-	-	<0.01	<0.01	<0.01	<0.01	<0.01	<0.01	<0.01	<0.01	<0.1	<0.01	<0.01
2,3,6-Trichlorophenol	5	5	<0.01	<0.01	<0.01	<0.01	-	-	-	<0.01	<0.01	<0.01	<0.01	<0.01	<0.01	<0.01	<0.01	0.1	<0.01	<0.01
2,4,5-Trichlorophenol	5	5	<0.01	<0.01	<0.01	<0.01	-	-	-	<0.01	<0.01	<0.01	<0.01	<0.01	<0.01	<0.01	<0.01	0.11	<0.01	<0.01
2,4,6-Trichlorophenol	5	5	<0.01	<0.01	<0.01	<0.01	-	-	-	<0.01	<0.01	<0.01	<0.01	<0.01	<0.01	<0.01	<0.01	0.1	<0.01	<0.01
3,4,5-Trichlorophenol	5	5	<0.01	<0.01	<0.01	<0.01	-	-	-	<0.01	<0.01	<0.01	<0.01	<0.01	<0.01	<0.01	0.06	0.8	<0.01	<0.01

Notes
All units in ug/g, unless otherwise noted.
"- " indicates that there is no applicable standard or analyses were not performed.
Red cells indicates parameter exceeds CCME IL. (Current as of 9-November-2012)
Bold indicates parameter exceeds BC CSR IL. (Current as of 9-November-2012)

Table 51
Soil Analytical Results - Phenols/Chlorophenols
Lot 5, Surrey-Brownsville Site

Area ID	CCME IL		15	29_31	29_31	29_31	29_31	10_11	10_11	14	14	14	14
Station ID	BC CSR IL		5-BH3	5-BH9	5-BH19	5-BH24	5-BH31	MV-11BH-11M	MV-11BH-11M-4	MV-11BH-12M	MV-11BH-12M-2	MV-11BH-13M	MV-11BH-13M-3
Field label			BH3-3	BH9-2	BH19-19-2 @ 4'	BH24-24-2 @ 4'	BH31-31-1 @ 2'	MV-11BH-11M-1	MV-11BH-11M-4	MV-11BH-12M-1	MV-11BH-12M-2	MV-11BH-13M-1	MV-11BH-13M-3
Duplicate ID													
Date			20/Jul/98	20/Jul/98	20/Jul/98	20/Jul/98	20/Jul/98	14/Dec/11	14/Dec/11	14/Dec/11	14/Dec/11	14/Dec/11	14/Dec/11
Lab report ID			8080642-soil	8080642-soil	8080642-soil	8080642-soil	8080642-soil	11V559640	11V559640	11V559640	11V559640	11V559640	11V559640
Consultants			NEXT	NEXT	NEXT	NEXT	NEXT	Franz	Franz	Franz	Franz	Franz	Franz
Depth (m)			1.6 - 2	1.1	1.2	1.2	0.6	0.5 - 1	3 - 4	0.5 - 1	1.5 - 2	1.5 - 2	2 - 3
4-Chloro-3-methylphenol	-	-	-	-	-	-	-	<0.005	<0.005	<0.005	<0.005	<0.005	<0.005
2-Chlorophenol	5	5	-	-	-	-	-	<0.002	<0.002	<0.002	<0.002	<0.002	<0.002
o-Cresol	-	10	-	-	-	-	<0.2	<0.005	<0.005	<0.005	<0.005	<0.005	<0.005
m+p-Cresol	-	-	-	-	-	-	-	<0.005	<0.005	0.474	<0.005	<0.005	<0.005
p-Cresol	-	10	-	-	-	-	<0.2	-	-	-	-	-	-
2,4-Dichlorophenol	5	5	-	-	-	-	-	<0.003	<0.003	<0.003	<0.003	<0.003	<0.003
2,6-Dichlorophenol	5	5	-	-	-	-	-	<0.005	<0.005	<0.005	<0.005	<0.005	<0.005
2,4-Dimethylphenol	10	10	-	-	-	-	<2	<0.005	<0.005	<0.005	<0.005	<0.005	<0.005
2,4-Dinitrophenol	10	10	-	-	-	-	<1	<0.005	<0.005	<0.005	<0.005	<0.005	<0.005
Dinoseb	-	620	-	-	-	-	-	<0.005	<0.005	<0.005	<0.005	<0.005	<0.005
2-Methyl 4,6-dinitrophenol	10	10	-	-	-	-	<0.5	<0.005	<0.005	<0.005	<0.005	<0.005	<0.005
2-Nitrophenol	10	10	-	-	-	-	<0.5	<0.005	<0.005	<0.005	<0.005	<0.005	<0.005
4-Nitrophenol	10	10	-	-	-	-	<0.5	<0.005	<0.005	<0.005	<0.005	<0.005	<0.005
Pentachlorophenol	7.6	0.15 to 0.2	<0.005	<0.005	<0.005	0.18	<0.005	<0.005	<0.005	<0.005	<0.005	<0.005	0.034
Phenol	3.8	10	-	-	-	-	<0.2	<0.002	<0.002	0.097	<0.002	<0.002	0.014
Phenols	3.8	10	-	-	-	-	-	-	-	-	-	-	-
2,3,4,5-Tetrachlorophenol	5	5	<0.005	<0.005	<0.005	0.01	<0.005	<0.005	<0.005	<0.005	<0.005	<0.005	<0.005
2,3,4,6-Tetrachlorophenol	5	5	<0.005	<0.005	<0.005	0.03	<0.005	<0.005	<0.005	<0.005	<0.005	<0.005	<0.005
2,3,5,6-Tetrachlorophenol	5	5	-	-	-	-	-	<0.005	<0.005	<0.005	<0.005	<0.005	<0.005
2,4,6-Tribromophenol	-	-	88	99	99	82	61	-	-	-	-	-	-
2,3,4-Trichlorophenol	5	5	<0.01	<0.01	<0.01	<0.01	<0.01	<0.005	<0.005	<0.005	<0.005	<0.005	<0.005
2,3,5-Trichlorophenol	5	5	<0.01	<0.01	<0.01	<0.01	<0.01	<0.005	<0.005	<0.005	<0.005	<0.005	<0.005
2,3,6-Trichlorophenol	5	5	<0.01	<0.01	<0.01	<0.01	<0.01	<0.005	<0.005	<0.005	<0.005	<0.005	<0.005
2,4,5-Trichlorophenol	5	5	<0.01	<0.01	<0.01	<0.01	<0.01	<0.005	<0.005	<0.005	<0.005	<0.005	<0.005
2,4,6-Trichlorophenol	5	5	<0.01	<0.01	<0.01	<0.01	<0.01	<0.005	<0.005	<0.005	<0.005	<0.005	<0.005
3,4,5-Trichlorophenol	5	5	<0.01	<0.01	<0.01	0.14	<0.01	<0.005	<0.005	<0.005	<0.005	<0.005	<0.005

Notes

All units in ug/g, unless otherwise noted.

"-" indicates that there is no applicable standard or analyses were not performed.

Red cells indicates parameter exceeds CCME IL. (Current as of 9-November-2012)

Bold indicates parameter exceeds BC CSR IL. (Current as of 9-November-2012)

Table 52
Soil Analytical Results Compared to CSR Schedule 7 - Phenols
Lot 5, Surrey-Brownsville Site

Area ID	BC CSR Schedule 7 (Relocation to Non-Ag)	15,31	29,31	29,31	29,31	29,31	29,31	29, 31	29, 31	29, 31	29, 31
Station ID		LI6	LI8	LI8	LI9	LI9	LI10	5-TP-1	5-TP-1	5-TP-3	5-TP-4
Field label		LI 6-1	LI8-1	LI8-2	LI 9-1	LI9-1	LI10-1	TP1 S-1	TP1 S3	TP3 S5	TP4 S3
Duplicate ID											
Date		21/Mar/94	21/Mar/94	21/Mar/94	21/Mar/94	21/Mar/94	21/Mar/94	14/Sep/94	14/Sep/94	14/Sep/94	14/Sep/94
Lab report ID		1675-K	1675-K	1675-K	4041924	1675-K	1675-K	E3921	E3921	E3921	E3921
Consultants		SRK	SRK	SRK	SRK	SRK	SRK	SRK	SRK	SRK	SRK
Depth (m)		0.2 - 0.6	0.2 - 0.6	0.6 - 1.2	0.6 - 1.3	0.6 - 1.3	0.2 - 1.5	0.2	1.2		0.2
4-Chloro-3-methylphenol	-	-	-	-	-	-	-	-	-	-	-
2-Chlorophenol	0.5	-	-	-	-	-	-	-	-	-	-
o-Cresol	1	-	-	-	-	-	-	-	-	-	-
m+p-Cresol	1	-	-	-	-	-	-	-	-	-	-
p-Cresol	1	-	-	-	-	-	-	-	-	-	-
2,4-Dichlorophenol	0.5	-	-	-	-	-	-	-	-	-	-
2,6-Dichlorophenol	0.5	-	-	-	-	-	-	-	-	-	-
2,4-Dimethylphenol	1	-	-	-	-	-	-	-	-	-	-
2,4-Dinitrophenol	1	-	-	-	-	-	-	-	-	-	-
Dinoseb	-	-	-	-	-	-	-	-	-	-	-
2-Methyl 4,6-dinitrophenol	1	-	-	-	-	-	-	-	-	-	-
2-Nitrophenol	1	-	-	-	-	-	-	-	-	-	-
4-Nitrophenol	1	-	-	-	-	-	-	-	-	-	-
Pentachlorophenol	0.15	-	-	-	0.005	-	-	0.037	<0.020	<0.001	<0.020
Phenol	1	-	-	-	-	-	-	-	-	-	-
Phenols	1	0.97	<0.05	0.66	-	2.15	<0.05	-	-	-	-
2,3,4,5-Tetrachlorophenol	0.5	-	-	-	-	-	-	<0.020	<0.020	<0.001	<0.020
2,3,4,6-Tetrachlorophenol	0.5	-	-	-	-	-	-	<0.020	<0.020	<0.001	<0.020
2,3,5,6-Tetrachlorophenol	0.5	-	-	-	-	-	-	<0.020	<0.020	<0.001	<0.020
2,4,6-Tribromophenol	-	-	-	-	-	-	-	-	-	-	-
2,3,4-Trichlorophenol	0.5	-	-	-	-	-	-	<0.020	<0.020	<0.001	<0.020
2,3,5-Trichlorophenol	0.5	-	-	-	-	-	-	<0.020	<0.020	<0.001	<0.020
2,3,6-Trichlorophenol	0.5	-	-	-	-	-	-	-	-	-	-
2,4,5-Trichlorophenol	0.5	-	-	-	-	-	-	<0.020	<0.020	<0.001	<0.020
2,4,6-Trichlorophenol	0.5	-	-	-	-	-	-	<0.020	<0.020	<0.001	<0.020
3,4,5-Trichlorophenol	0.5	-	-	-	-	-	-	-	-	-	-
Tetrachlorophenols	-	-	-	-	<0.005	-	-	-	-	-	-
Total chlorinated phenols	-	-	-	-	0.005	-	-	-	-	-	-
Total Trichlorophenols	-	-	-	-	<0.01	-	-	-	-	-	-

Area ID	BC CSR Schedule 7 (Relocation to Non-Ag)	29, 31	13	15	13, 29, 31	14	14, 29, 31	14, 29, 31	29, 31	14	29, 31
Station ID		5-TP-6	LI7	5-BH1	5-BH10	5-BH12	5-BH13	5-BH14	5-BH19	5-BH22	5-BH24
Field label		TP6 S2	LI7-1	BH1-1	BH10-2	BH12-2	BH13-13-1 @ 1'	BH14-14-1 @ 2'	BH19-19-2 @ 4'	BH22-22-2 @ 1.5'	BH24-24-2 @ 4'
Duplicate ID											
Date		14/Sep/94	21/Mar/94	20/Jul/98	20/Jul/98	20/Jul/98	20/Jul/98	20/Jul/98	20/Jul/98	20/Jul/98	20/Jul/98
Lab report ID		E3921	1675-K	8080642-soil	8080642-soil	8080642-soil	8080642-soil	8080642-soil	8080642-soil	8080642-soil	8080642-soil
Consultants		SRK	SRK	NEXT	NEXT	NEXT	NEXT	NEXT	NEXT	NEXT	NEXT
Depth (m)		1.5	0.2 - 0.9	0.6 - 0.9	1.2	0.9	0.3	0.6	1.2	0.46	1.2
4-Chloro-3-methylphenol	-	-	-	-	-	-	-	-	-	-	-
2-Chlorophenol	0.5	-	-	-	-	-	-	-	-	-	-
o-Cresol	1	-	-	-	-	-	-	-	-	-	-
m+p-Cresol	-	-	-	-	-	-	-	-	-	-	-
p-Cresol	1	-	-	-	-	-	-	-	-	-	-
2,4-Dichlorophenol	0.5	-	-	-	-	-	-	-	-	-	-
2,6-Dichlorophenol	0.5	-	-	-	-	-	-	-	-	-	-
2,4-Dimethylphenol	1	-	-	-	-	-	-	-	-	-	-
2,4-Dinitrophenol	1	-	-	-	-	-	-	-	-	-	-
Dinoseb	-	-	-	-	-	-	-	-	-	-	-
2-Methyl 4,6-dinitrophenol	1	-	-	-	-	-	-	-	-	-	-
2-Nitrophenol	1	-	-	-	-	-	-	-	-	-	-
4-Nitrophenol	1	-	-	-	-	-	-	-	-	-	-
Pentachlorophenol	0.15	<0.020	-	<0.005	<0.005	<0.005	<0.005	<0.005	<0.005	5.91	0.18
Phenol	1	-	-	-	-	-	-	-	-	-	-
Phenols	1	-	<0.05	-	-	-	-	-	-	-	-
2,3,4,5-Tetrachlorophenol	0.5	<0.020	-	<0.005	<0.005	<0.005	<0.005	<0.005	<0.005	0.02	0.01
2,3,4,6-Tetrachlorophenol	0.5	<0.020	-	<0.005	<0.005	<0.005	<0.005	<0.005	<0.005	0.25	0.03
2,3,5,6-Tetrachlorophenol	0.5	<0.020	-	-	-	-	-	-	-	-	-
2,4,6-Tribromophenol	-	-	-	80	98	94	88	83	99	72	82
2,3,4-Trichlorophenol	0.5	<0.020	-	<0.01	<0.01	<0.01	<0.01	<0.01	<0.01	<0.01	<0.01
2,3,5-Trichlorophenol	0.5	<0.020	-	<0.01	<0.01	<0.01	<0.01	<0.01	<0.01	<0.01	<0.01
2,3,6-Trichlorophenol	0.5	-	-	<0.01	<0.01	<0.01	<0.01	<0.01	<0.01	<0.01	<0.01
2,4,5-Trichlorophenol	0.5	<0.020	-	<0.01	<0.01	<0.01	<0.01	<0.01	<0.01	<0.01	<0.01
2,4,6-Trichlorophenol	0.5	<0.020	-	<0.01	<0.01	<0.01	<0.01	<0.01	<0.01	<0.01	<0.01
3,4,5-Trichlorophenol	0.5	-	-	<0.01	<0.01	<0.01	<0.01	<0.01	<0.01	0.06	0.14

Notes
All units in ug/g, unless otherwise noted.
"-." indicates that there is no applicable standard or analyses were not performed.
Red cells indicates parameter exceeds BC CSR Protocol 7 (Relocation to Non-Ag). (Current as of 14-November-2012)

Table 52
Soil Analytical Results Compared to CSR Schedule 7 - Phenols
Lot 5, Surrey-Brownsville Site

Area ID	BC CSR Protocol 7 (Relocation to Non-Ag)	14, 29, 31	14	15	29, 31	13, 29, 31	13, 29, 31	13	13	29, 31	10, 11	
Station ID		5-BH26	5-BH27	5-BH3	5-BH31	5-BH4	5-BH5	5-BH6	5-BH8	5-BH9	MV-11BH-11M	
Field label		BH26-26-1 @ 2'	BH27-27-1 @ 2'	BH3-3	BH31-31-1 @ 2'	BH4-2	BH5-1	BH6-2	BH8-1	BH9-2	MV-11BH-11M-1	
Duplicate ID												
Date		20/Jul/98	20/Jul/98	20/Jul/98	20/Jul/98	20/Jul/98	20/Jul/98	20/Jul/98	20/Jul/98	20/Jul/98	20/Jul/98	14/Dec/11
Lab report ID		8080642-soil	8080642-soil	8080642-soil	8080642-soil	8080642-soil	8080642-soil	8080642-soil	8080642-soil	8080642-soil	11V559640	
Consultants		NEXT	NEXT	NEXT	NEXT	NEXT	NEXT	NEXT	NEXT	NEXT	Franz	
Depth (m)		0.6	0.6	1.6 - 2	0.6	1 - 1.4	0.6 - 0.9	1 - 1.4	0.8 - 1	1.1	0.5 - 1	
4-Chloro-3-methylphenol		-	-	-	-	-	-	-	-	-	-	<0.005
2-Chlorophenol		0.5	-	-	-	-	-	-	-	-	-	<0.002
o-Cresol		1	-	<10	-	<0.2	-	-	<0.2	-	-	<0.005
m+p-Cresol	-	-	-	-	-	-	-	-	-	-	<0.005	
p-Cresol	10	-	<10	-	<0.2	-	-	<0.2	-	-	-	
2,4-Dichlorophenol	0.5	-	-	-	-	-	-	-	-	-	<0.003	
2,6-Dichlorophenol	0.5	-	-	-	-	-	-	-	-	-	<0.005	
2,4-Dimethylphenol	1	-	<10	-	<2	-	-	<2	-	-	<0.005	
2,4-Dinitrophenol	1	-	<10	-	<1	-	-	<1	-	-	<0.005	
Dinoseb	-	-	-	-	-	-	-	-	-	-	<0.005	
2-Methyl 4,6-dinitrophenol	1	-	<10	-	<0.5	-	-	<0.5	-	-	<0.005	
2-Nitrophenol	1	-	<10	-	<0.5	-	-	<0.5	-	-	<0.005	
4-Nitrophenol	1	-	<10	-	<0.5	-	-	<0.5	-	-	<0.005	
Pentachlorophenol	0.15	<0.005	1000	<0.005	<0.005	<0.005	<0.005	<0.005	<0.005	<0.005	<0.005	
Phenol	1	-	<10	-	<0.2	-	-	<0.2	-	-	<0.002	
Phenols	1	-	-	-	-	-	-	-	-	-	-	
2,3,4,5-Tetrachlorophenol	0.5	<0.005	0.43	<0.005	<0.005	<0.005	<0.005	<0.005	<0.005	<0.005	<0.005	
2,3,4,6-Tetrachlorophenol	0.5	<0.005	27	<0.005	<0.005	<0.005	<0.005	<0.005	<0.005	<0.005	<0.005	
2,3,5,6-Tetrachlorophenol	0.5	-	-	-	-	-	-	-	-	-	<0.005	
2,4,6-Tribromophenol	-	82	-	88	61	84	82	92	72	99	-	
2,3,4-Trichlorophenol	0.5	<0.01	<0.1	<0.01	<0.01	<0.01	<0.01	<0.01	<0.01	<0.01	<0.005	
2,3,5-Trichlorophenol	0.5	<0.01	<0.1	<0.01	<0.01	<0.01	<0.01	<0.01	<0.01	<0.01	<0.005	
2,3,6-Trichlorophenol	0.5	<0.01	0.1	<0.01	<0.01	<0.01	<0.01	<0.01	<0.01	<0.01	<0.005	
2,4,5-Trichlorophenol	0.5	<0.01	0.11	<0.01	<0.01	<0.01	<0.01	<0.01	<0.01	<0.01	<0.005	
2,4,6-Trichlorophenol	0.5	<0.01	0.1	<0.01	<0.01	<0.01	<0.01	<0.01	<0.01	<0.01	<0.005	
3,4,5-Trichlorophenol	0.5	<0.01	0.8	<0.01	<0.01	<0.01	<0.01	<0.01	<0.01	<0.01	<0.005	

Area ID	BC CSR Protocol 7 (Relocation to Non-Ag)	10, 11	14	14	14	14
Station ID		MV-11BH-11M	MV-11BH-12M	MV-11BH-12M	MV-11BH-13M	MV-11BH-13M
Field label		MV-11BH-11M-4	MV-11BH-12M-1	MV-11BH-12M-2	MV-11BH-13M-2	MV-11BH-13M-3
Duplicate ID						
Date		14/Dec/11	14/Dec/11	14/Dec/11	14/Dec/11	14/Dec/11
Lab report ID		11V559640	11V559640	11V559640	11V559640	11V559640
Consultants		Franz	Franz	Franz	Franz	Franz
Depth (m)		3 - 4	0.5 - 1	1.5 - 2	1.5 - 2	2 - 3
4-Chloro-3-methylphenol		<0.005	<0.005	<0.005	<0.005	<0.005
2-Chlorophenol		0.5	<0.002	<0.002	<0.002	<0.002
o-Cresol		1	<0.005	<0.005	<0.005	<0.005
m+p-Cresol	-	<0.005	0.474	<0.005	<0.005	
p-Cresol	10	-	-	-	-	
2,4-Dichlorophenol	0.5	<0.003	<0.003	<0.003	<0.003	
2,6-Dichlorophenol	0.5	<0.005	<0.005	<0.005	<0.005	
2,4-Dimethylphenol	1	<0.005	<0.005	<0.005	<0.005	
2,4-Dinitrophenol	1	<0.005	<0.005	<0.005	<0.005	
Dinoseb	-	<0.005	<0.005	<0.005	<0.005	
2-Methyl 4,6-dinitrophenol	1	<0.005	<0.005	<0.005	<0.005	
2-Nitrophenol	1	<0.005	<0.005	<0.005	<0.005	
4-Nitrophenol	1	<0.005	<0.005	<0.005	<0.005	
Pentachlorophenol	0.15	<0.005	<0.005	<0.005	0.034	
Phenol	1	<0.002	0.097	<0.002	0.014	
Phenols	1	-	-	-	-	
2,3,4,5-Tetrachlorophenol	0.5	<0.005	<0.005	<0.005	<0.005	
2,3,4,6-Tetrachlorophenol	0.5	<0.005	<0.005	<0.005	<0.005	
2,3,5,6-Tetrachlorophenol	0.5	<0.005	<0.005	<0.005	<0.005	
2,4,6-Tribromophenol	-	-	-	-	-	
2,3,4-Trichlorophenol	0.5	<0.005	<0.005	<0.005	<0.005	
2,3,5-Trichlorophenol	0.5	<0.005	<0.005	<0.005	<0.005	
2,3,6-Trichlorophenol	0.5	<0.005	<0.005	<0.005	<0.005	
2,4,5-Trichlorophenol	0.5	<0.005	<0.005	<0.005	<0.005	
2,4,6-Trichlorophenol	0.5	<0.005	<0.005	<0.005	<0.005	
3,4,5-Trichlorophenol	0.5	<0.005	<0.005	<0.005	<0.005	

Notes

All units in ug/g, unless otherwise noted.

"-" indicates that there is no applicable standard or analyses were not performed.

Red cells indicates parameter exceeds BC CSR Protocol 7 (Relocation to Non-Ag). (Current as of 14-November-2012)

Table 53
Soil Analytical Results - Volatile Organic Compounds
Lot 5, Surrey-Brownsville Site

Area ID	CCME IL	BC CSR IL	APEC 14	APEC 29, APEC 31	APEC 10, APEC 11	APEC 10, APEC 11	APEC 10, APEC 11	APEC 14	APEC 14	APEC 14	APEC 14
			5-BH27	5-BH31	MV-11BH-11M	MV-11BH-11M	MV-11BH-11M	MV-11BH-12M	MV-11BH-12M	MV-11BH-13M	MV-11BH-13M
Station ID			BH27-27-1 @ 2'	BH31-31-1 @ 2'	MV-11BH-11M-1	MV-Dup4	MV-11BH-11M-4	MV-11BH-12M-1	MV-11BH-12M-2	MV-11BH-13M-2	MV-11BH-13M-3
Field label					MV-Dup4	MV-11BH-11M-1					
Duplicate ID											
Date			20/Jul/98	20/Jul/98	14/Dec/11	14/Dec/11	14/Dec/11	14/Dec/11	14/Dec/11	14/Dec/11	14/Dec/11
Lab report ID			8080642-soil	8080642-soil	11V559640	11V559640	11V559640	11V559640	11V559640	11V559640	11V559640
Consultants			NEXT	NEXT	Franz	Franz	Franz	Franz	Franz	Franz	Franz
Depth (m)			0.6	0.6	0.5 - 1	0.5 - 1	3 - 4	0.5 - 1	1.5 - 2	1.5 - 2	2 - 3
Bromodichloromethane	-	18	<1	-	-	-	-	-	-	-	-
Bromoform	-	2200	<1	-	-	-	-	-	-	-	-
Bromomethane	-	13	<4	-	-	-	-	-	-	-	-
Carbon tetrachloride	50	50	<1	-	-	-	-	-	-	-	-
Chlorobenzene	10	10	<1	-	-	-	-	-	-	-	-
Chlorodibromomethane	-	26	<1	-	-	-	-	-	-	-	-
Chloroethane	-	65	<2	-	-	-	-	-	-	-	-
Chloroform	50	50	<1	-	-	-	-	-	-	-	-
Chloromethane	-	160	<4	-	-	-	-	-	-	-	-
Dibromomethane	-	230	<1	-	-	-	-	-	-	-	-
1,2-Dichlorobenzene	10	10	<1	-	-	-	-	-	-	-	-
1,3-Dichlorobenzene	10	10	<1	-	-	-	-	-	-	-	-
1,4-Dichlorobenzene	10	10	<1	-	-	-	-	-	-	-	-
Dichlorodifluoromethane	-	310	<2	-	-	-	-	-	-	-	-
1,1-Dichloroethane	50	50	<1	-	-	-	-	-	-	-	-
1,2-Dichloroethane	50	50	<2	-	-	-	-	-	-	-	-
1,1-Dichloroethene	50	50	<1	-	-	-	-	-	-	-	-
cis-1,2-Dichloroethene	-	50	<1	-	-	-	-	-	-	-	-
trans-1,2-Dichloroethene	-	50	<1	-	-	-	-	-	-	-	-
Dichloromethane	50	50	<30	-	-	-	-	-	-	-	-
1,2-Dichloropropane	50	50	<1	-	-	-	-	-	-	-	-
cis-1,3-Dichloropropene	-	50	<1	-	-	-	-	-	-	-	-
trans-1,3-Dichloropropene	-	50	<1	-	-	-	-	-	-	-	-
Ethylene dibromide	-	0.73	<1	-	-	-	-	-	-	-	-
2-Hexanone	-	-	<50	-	-	-	-	-	-	-	-
Methyl ethyl ketone	-	110000	<50	-	-	-	-	-	-	-	-
Methyl isobutyl ketone	-	47000	<20	-	-	-	-	-	-	-	-
Methyl tert-butyl ether	-	700	-	-	<0.1	<0.1	<0.1	<0.1	<0.1	<0.1	<0.1
1,1,2,2-Tetrachloroethane	50	9.3	<1	-	-	-	-	-	-	-	-
Tetrachloroethene	0.6	5	<1	-	-	-	-	-	-	-	-
1,1,1-Trichloroethane	50	50	<1	<1	-	-	-	-	-	-	-
1,1,2-Trichloroethane	50	50	<1	-	-	-	-	-	-	-	-
Trichloroethene	0.01	0.015	<1	-	-	-	-	-	-	-	-
Trichlorofluoromethane	-	2000	<2	-	-	-	-	-	-	-	-
Vinyl chloride	-	7.5	<1	-	-	-	-	-	-	-	-

Notes

All units in ug/g.

"-" indicates that there is no applicable standard or analyses were not performed.

Red cells indicates parameter exceeds CCME IL. (Current as of 9-November-2012)

Bold indicates parameter exceeds BC CSR IL. (Current as of 9-November-2012)

Table 54
Soil Analytical Results Compared to CSR Schedule 7 - VOCs
Lot 5, Surrey-Brownsville Site

Area ID	BC CSR Schedule 7 (Relocation to Non-Ag)	14	29, 31	10, 11	10, 11	10, 11	14	14	14	14
Station ID		5-BH27	5-BH31	MV-11BH-11M	MV-11BH-11M	MV-11BH-11M	MV-11BH-12M	MV-11BH-12M	MV-11BH-13M	MV-11BH-13M
Field label		BH27-27-1 @ 2'	BH31-31-1 @ 2'	MV-11BH-11M-1	MV-Dup4	MV-11BH-11M-4	MV-11BH-12M-1	MV-11BH-12M-2	MV-11BH-13M-2	MV-11BH-13M-3
Duplicate ID				MV-Dup4	MV-11BH-11M-1					
Date		20/Jul/98	20/Jul/98	14/Dec/11	14/Dec/11	14/Dec/11	14/Dec/11	14/Dec/11	14/Dec/11	14/Dec/11
Lab report ID		8080642-soil	8080642-soil	11V559640	11V559640	11V559640	11V559640	11V559640	11V559640	11V559640
Consultants		NEXT	NEXT	Franz	Franz	Franz	Franz	Franz	Franz	Franz
Depth (m)		0.6	0.6	0.5 – 1	0.5 – 1	3 – 4	0.5 – 1	1.5 – 2	1.5 – 2	2 – 3
Bromodichloromethane		-	<1	-	-	-	-	-	-	-
Bromoform		-	<1	-	-	-	-	-	-	-
Bromomethane	-	<4	-	-	-	-	-	-	-	
Carbon tetrachloride	5	<1	-	-	-	-	-	-	-	
Chlorobenzene	1	<1	-	-	-	-	-	-	-	
Chlorodibromomethane	-	<1	-	-	-	-	-	-	-	
Chloroethane	-	<2	-	-	-	-	-	-	-	
Chloroform	5	<1	-	-	-	-	-	-	-	
Chloromethane	-	<4	-	-	-	-	-	-	-	
Dibromomethane	-	<1	-	-	-	-	-	-	-	
1,2-Dichlorobenzene	1	<1	-	-	-	-	-	-	-	
1,3-Dichlorobenzene	1	<1	-	-	-	-	-	-	-	
1,4-Dichlorobenzene	1	<1	-	-	-	-	-	-	-	
Dichlorodifluoromethane	-	<2	-	-	-	-	-	-	-	
1,1-Dichloroethane	5	<1	-	-	-	-	-	-	-	
1,2-Dichloroethane	5	<2	-	-	-	-	-	-	-	
1,1-Dichloroethene	5	<1	-	-	-	-	-	-	-	
cis-1,2-Dichloroethene	-	<1	-	-	-	-	-	-	-	
trans-1,2-Dichloroethene	-	<1	-	-	-	-	-	-	-	
Dichloromethane	5	<30	-	-	-	-	-	-	-	
1,2-Dichloropropane	5	<1	-	-	-	-	-	-	-	
cis-1,3-Dichloropropene	5	<1	-	-	-	-	-	-	-	
trans-1,3-Dichloropropene	5	<1	-	-	-	-	-	-	-	
Ethylene dibromide	-	<1	-	-	-	-	-	-	-	
2-Hexanone	-	<50	-	-	-	-	-	-	-	
Methyl ethyl ketone	-	<50	-	-	-	-	-	-	-	
Methyl isobutyl ketone	-	<20	-	-	-	-	-	-	-	
Methyl tert-butyl ether	-	-	-	<0.1	<0.1	<0.1	<0.1	<0.1	<0.1	
1,1,2,2-Tetrachloroethane	5	<1	-	-	-	-	-	-	-	
Tetrachloroethene	5	<1	-	-	-	-	-	-	-	
1,1,1-Trichloroethane	5	<1	<1	-	-	-	-	-	-	
1,1,2-Trichloroethane	5	<1	-	-	-	-	-	-	-	
Trichloroethene	0.015	<1	-	-	-	-	-	-	-	
Trichlorofluoromethane	-	<2	-	-	-	-	-	-	-	
Vinyl chloride	-	<1	-	-	-	-	-	-	-	

Notes

All units in ug/g.

"-" indicates that there is no applicable standard or analyses were not performed.

Red cells indicates parameter exceeds BC CSR Protocol 7 (Relocation to Non-Ag). (Current as of 14-November-2012)

Table 55
Groundwater Analytical Results - Monocyclic Aromatic Hydrocarbons
Lot 5, Surrey-Brownsville Site

Area ID	FCSAP CLIL Fresh/Marine	Canadian DW Quality	BC CSR (DW/AW)	15		12	12		13	14, 29, 31	10, 11, 29, 31	12	12
Station ID				OW21	OW27	OW28	OW28	LI6	LI7	5-BH14	5-BH21	5-BH23	5-BH23
Field label				OW 21	OW 27	OW 28	OW 28 Duplicate	LI 6	LI7	BH14W-1 Lot #5	BH21W-1 Lot #5	BH23W-1 Lot #5	5-BH23
Duplicate ID						OW 28 Duplicate	OW 28						
Date				28/Mar/94	28/Mar/94	28/Mar/94	28/Mar/94	28/Mar/94	28/Mar/94	28/Jul/98	28/Jul/98	28/Jul/98	7/Feb/12
Lab report ID				1700-K	1700-K	1700-K	1700-K	1700-K	1700-K	8080642-water	8080642-water	8080642-water	12V572681
Consultants				Norecol	Norecol	Norecol	Norecol	SRK	SRK	NEXT	NEXT	NEXT	NEXT
Screen depth (m)								0.61 – 1.5	0.61 – 1.5	2.5 – 5	2 – 6	0.8 – 2.3	0.8 – 2.3
Benzene	200	5	5	<0.1	<0.1	<0.1	<0.1	<0.1	<0.1	<0.1	<0.1	<0.1	<0.5
Ethylbenzene	11000	2.4	2.4	<0.1	<0.1	<0.1	<0.1	<0.1	<0.1	<0.1	<0.1	<0.1	<0.5
Styrene	72	-	720	-	-	-	-	-	<0.1	-	0.3	-	-
Toluene	83	24	24	<0.1	<0.1	<0.1	<0.1	<0.1	0.2	0.3	0.4	0.4	<0.5
Xylenes (total)	18000	300	300	<0.1	<0.1	<0.1	<0.1	0.2	0.2	0.2	0.7	2.1	<0.5

Area ID	FCSAP CLIL Fresh/Marine	Canadian DW Quality	BC CSR (DW/AW)	10, 11	14	13	13	10, 11
Station ID				5-BH25	5-BH27	5-BH6	5-BH8	MV-11BH-11M
Field label				BH25W-1 Lot #5	BH27W-1 Lot #5	BH6W-1 Lot #5	BH8W-1 Lot #5	MV-11BH-11M
Duplicate ID								
Date				28/Jul/98	29/Jul/98	28/Jul/98	28/Jul/98	13/Feb/12
Lab report ID				8080642-water	8080642-water	8080642-water	8080642-water	12V574297
Consultants				NEXT	NEXT	NEXT	NEXT	Franz
Screen depth (m)				0.8 – 3	0.5 – 2	0.2 – 1.7	6.1 – 7.6	1.22 – 2.74
Benzene	200	5	5	1.3	<2.5	<0.1	<0.1	<0.5
Ethylbenzene	11000	2.4	2.4	<u>10</u>	<2.5	<0.1	<0.1	<0.5
Styrene	72	-	720	-	<2.5	<0.1	<0.1	<0.5
Toluene	83	24	24	0.5	2.8	<0.1	0.2	<0.5
Xylenes (total)	18000	300	300	23	300	<0.1	<0.1	<0.5

Notes

All units in ug/L.

"-" indicates that there is no applicable standard or analyses were not performed.

Red cells indicates parameter exceeds FCSAP CLIL Fresh/Marine. (Current as of 9-November-2012)

Bold indicates parameter exceeds Candian DW Quality. (Current as of 9-November-2012)

Underline indicates parameter exceeds BC CSR (DW/AW). (Current as of 9-November-2012)

Table 56
Analytical Results in Groundwater - Dissolved Metals
Lot 5, Surrey-Brownsville Site

Area ID	FCSAP CLIL Fresh/Marine	Canadian DW Quality	BC CSR (DW/AW)	10, 11	14	14	29, 31	13	14	10, 11	12	14	14
Station ID				5-BH25	5-BH27	5-BH27	5-BH29	MW5-12	MW5-13	MW5-20	MW5-23	MW5-32	MW5-34
Field label				BH25W-1 Lot #5	BH27L5	BH27W-1 Lot #5	BH29W-1 Lot #5	MW5-12	MW5-13	MW5-20	MW5-23	MW5-32	MW5-34
Duplicate ID													
Date				28/Jul/98	31/Mar/99	29/Jul/98	28/Jul/98	18/Nov/09	18/Nov/09	18/Nov/09	18/Nov/09	18/Nov/09	18/Nov/09
Lab report ID				8080642-water	K4668-water	8080642-water	8080642-water	101119170	101119170	101119170	101119170	101119170	101119170
Consultants				NEXT	NEXT	NEXT	NEXT	Hemmera	Hemmera	Hemmera	Hemmera	Hemmera	Hemmera
Screen depth (m)	0.8 – 3	0.5 – 2	0.5 – 2	0.5 – 2									
pH	6.5 to 8.7	6.5 to 8.5		-	6.13	6.07	6.13	6.1	5.9	5.4	5.7	6.1	6.7
Hardness (CaCO3) (mg/L)	-	-	-	-	60300	45000	53000	-	-	-	-	-	-
Dissolved Aluminum	5 pH < 6.5 100 pH ≥ 6.5	100	9500	-	556	530	1040	-	-	-	-	-	-
Dissolved Antimony	1600	6	6	-	<200	<1	<1	-	-	-	-	-	-
Dissolved Arsenic	5	10	10	-	<200	26	13	-	-	-	-	-	-
Dissolved Barium	500	1000	1000	-	80	98	100	-	-	-	-	-	-
Dissolved Beryllium	5.3	-	53	-	<5	<1	<1	-	-	-	-	-	-
Dissolved Boron	5000	5000	5000	-	<100	120	80	-	-	-	-	-	-
Dissolved Cadmium	0.017	5	0.3 to 0.6	-	0.5	<0.2	<0.2	-	-	-	-	-	-
Dissolved Calcium	-	-	-	-	14500	12400	14700	-	-	-	-	-	-
Dissolved Chromium	8.9	50	10	-	<10	7	4	10	<1	<1	<1	<1	<1
Total Chromium (III)	-	-	50	-	-	-	-	11	<20	<20	<20	<20	<20
Dissolved Chromium (VI)	-	-	10	-	-	-	-	1	<10	<10	<10	<10	<10
Dissolved Cobalt	-	-	40	-	<10	4	5	-	-	-	-	-	-
Dissolved Copper	2	1000	20	-	10	6	6	-	-	-	-	-	-
Dissolved Iron	300	300	6500	-	34900	30900	15000	-	-	-	-	-	-
Dissolved Lead	2	10	10	2	2	2	2	-	-	-	-	-	-
Dissolved Lithium	-	-	730	-	-	-	-	-	-	-	-	-	-
Dissolved Magnesium	-	-	100000	-	5800	3310	3870	-	-	-	-	-	-
Dissolved Manganese	-	50	550	-	1590	1740	1650	-	-	-	-	-	-
Dissolved Mercury	0.016	1	1	-	-	<0.05	<0.05	-	-	-	-	-	-
Dissolved Molybdenum	73	-	250	-	<30	7	7	-	-	-	-	-	-
Dissolved Nickel	83	-	83	-	<50	11	12	-	-	-	-	-	-
Dissolved Selenium	1	10	10	-	<1	<2	<2	-	-	-	-	-	-
Dissolved Silicon	-	-	-	-	-	17800	19400	-	-	-	-	-	-
Dissolved Silver	0.1	-	0.5 to 15	-	<0.1	<1	<1	-	-	-	-	-	-
Dissolved Sodium	-	200000	200000	-	13000	5250	5510	-	-	-	-	-	-
Dissolved Strontium	-	-	22000	-	-	110	110	-	-	-	-	-	-
Dissolved Tellurium	-	-	-	-	-	<1	<1	-	-	-	-	-	-
Dissolved Thallium	0.8	-	3	-	0.3	<0.1	<0.1	-	-	-	-	-	-
Dissolved Thorium	-	-	-	-	-	<0.5	<0.5	-	-	-	-	-	-
Dissolved Tin	-	-	22000	-	-	<1	<1	-	-	-	-	-	-
Dissolved Titanium	100	-	1000	-	-	92	48	-	-	-	-	-	-
Dissolved Uranium	300	20	20	-	0.2	<0.5	<0.5	-	-	-	-	-	-
Dissolved Vanadium	-	-	-	-	-	27	10	-	-	-	-	-	-
Dissolved Zinc	10	5000	75 to 100	-	16	9	19	-	-	-	-	-	-
Dissolved Zirconium	-	-	-	-	-	9	4	-	-	-	-	-	-

Notes

All units in ug/L, unless otherwise noted.

"-" indicates that there is no applicable standard or analyses were not performed.

Red cells indicates parameter exceeds FCSAP CLIL Fresh/Marine. (Current as of 9-November-2012)

Table 56
Analytical Results in Groundwater - Dissolved Metals
Lot 5, Surrey-Brownsville Site

Area ID	FCSAP CLIL Fresh/Marine	Canadian DW Quality	BC CSR (DW/AW)	14	14
Station ID				MV-11BH-12M	MV-11BH-13M
Field label				MV-11BH-12M	MV-11BH-13M
Duplicate ID					
Date				13/Feb/12	13/Feb/12
Lab report ID				12V574297	12V574297
Consultants				Franz	Franz
Screen depth (m)				1.52 – 3.05	1.22 – 2.74
pH	6.5 to 8.7	6.5 to 8.5		6.33	6.17
Hardness (CaCO3) (mg/L)	-	-	-	177000	536000
Dissolved Aluminum	5 pH < 6.5 100 pH ≥ 6.5	100	9500	163	247
Dissolved Antimony	1600	6	6	0.31	0.21
Dissolved Arsenic	5	10	10	3.1	11.6
Dissolved Barium	500	1000	1000	179.0	473.0
Dissolved Beryllium	5.3	-	53	0.10	0.03
Dissolved Boron	5000	5000	5000	29	24
Dissolved Cadmium	0.017	5	0.3 to 0.6	0.24	0.01
Dissolved Calcium	-	-	-	46500	151000
Dissolved Chromium	8.9	50	10	2.8	3.4
Total Chromium (III)	-	-	50	-	-
Dissolved Chromium (VI)	-	-	10	-	-
Dissolved Cobalt	-	-	40	13.10	29.30
Dissolved Copper	2	1000	20	3.2	0.4
Dissolved Iron	300	300	6500	23800	153000
Dissolved Lead	2	10	10	0.61	<0.01
Dissolved Lithium	-	-	730	7.1	1.4
Dissolved Magnesium	-	-	100000	14800	38500
Dissolved Manganese	-	50	550	2400	8020
Dissolved Mercury	0.016	1	1	<0.003	<0.003
Dissolved Molybdenum	73	-	250	2.64	0.57
Dissolved Nickel	83	-	83	18.4	32.9
Dissolved Selenium	1	10	10	0.9	1.0
Dissolved Silicon	-	-	-	-	-
Dissolved Silver	0.1	-	0.5 to 15	<0.01	<0.01
Dissolved Sodium	-	200000	200000	144000	89500
Dissolved Strontium	-	-	22000	-	-
Dissolved Tellurium	-	-	-	-	-
Dissolved Thallium	0.8	-	3	0.087	<0.002
Dissolved Thorium	-	-	-	-	-
Dissolved Tin	-	-	22000	-	-
Dissolved Titanium	100	-	1000	58.8	176.0
Dissolved Uranium	300	20	20	1.17	0.49
Dissolved Vanadium	-	-	-	1.6	4.5
Dissolved Zinc	10	5000	75 to 100	40	30
Dissolved Zirconium	-	-	-	-	-

Notes

All units in ug/L, unless otherwise noted.

"-" indicates that there is no applicable standard or analyses were r

Red cells indicates parameter exceeds FCSAP CLIL Fresh/Marine.

Table 57
Groundwater Analytical Results - Polycyclic Aromatic Hydrocarbons
Lot 5, Surrey-Brownsville Site

Area ID	FCSAP CLIL Fresh/Marine	Canadian DW Quality	BC CSR (DW/AW)	14, 29, 31	29, 31	15, 29, 31	12	12	10, 11	14	29, 31	13	13
Station ID				5-BH14	5-BH19	5-BH2	5-BH23	5-BH23	5-BH25	5-BH27	5-BH29	5-BH6	5-BH8
Field label				BH14W-1 Lot #5	BH19W-1 Lot #5	BH2W-1A Lot #5	BH23W-1 Lot #5	5-BH23	BH25W-1 Lot #5	BH27W-1 Lot #5	BH29W-1 Lot #5	BH6W-1 Lot #5	BH8W-1 Lot #5
Duplicate ID													
Date				28/Jul/98	28/Jul/98	28/Jul/98	28/Jul/98	7/Feb/12	28/Jul/98	29/Jul/98	28/Jul/98	28/Jul/98	28/Jul/98
Lab report ID				8080642-water	8080642-water	8080642-water	8080642-water	12V572681	8080642-water	8080642-water	8080642-water	8080642-water	8080642-water
Consultants				NEXT	NEXT	NEXT	NEXT	NEXT	NEXT	NEXT	NEXT	NEXT	NEXT
Screen depth (m)				2.5 – 5	3 – 6	0 – 2	0.8 – 2.3	0.8 – 2.3	0.8 – 3	0.5 – 2	0.5 – 2	0.2 – 1.7	6.1 – 7.6
Acenaphthene	5.8	-	60	-	<0.1	<0.1	<0.1	<0.05	<0.1	<0.1	<0.1	-	<0.1
Acenaphthylene	46	-	-	-	<0.1	<0.1	<0.1	<0.05	<0.1	<0.1	<0.1	-	<0.1
Acridine	0.05	-	0.5	-	<0.05	<0.05	<0.05	<0.05	<0.05	<0.05	<0.05	-	<0.05
Anthracene	0.012	-	1	-	<0.05	<0.05	<0.05	<0.05	<0.05	<0.05	<0.05	-	<0.05
Benzo[a]anthracene	0.018	-	1	-	<0.01	<0.01	<0.01	<0.05	<0.01	<0.01	<0.01	-	<0.01
Benzo[a]pyrene	0.015	0.01	0.01	-	<0.01	<0.01	<0.01	<0.01	<0.01	<0.01	<0.01	-	<0.01
Benzo[b]fluoranthene	-	-	-	-	<0.01	<0.01	<0.01	<0.05	<0.01	<0.01	<0.01	-	<0.01
Benzo[ghi]perylene	0.17	-	-	-	<0.01	<0.01	<0.01	<0.05	<0.01	<0.01	<0.01	-	<0.01
Benzo[k]fluoranthene	0.48	-	-	-	<0.01	<0.01	<0.01	<0.05	<0.01	<0.01	<0.01	-	<0.01
Chrysene	1.4	-	1	-	<0.01	<0.01	<0.01	<0.05	<0.01	<0.01	<0.01	-	<0.01
Dibenzo[a,h]anthracene	0.26	-	-	-	<0.01	<0.01	<0.01	<0.05	<0.01	<0.01	<0.01	-	<0.01
Fluoranthene	0.04	-	2	-	<0.05	<0.05	<0.05	<0.05	<0.05	<0.05	<0.05	-	<0.05
Fluorene	3	-	120	-	<0.05	<0.05	<0.05	<0.05	<0.05	<0.2	<0.05	-	<0.05
High molecular weight PAHs	-	-	-	-	-	-	-	-	-	-	-	-	-
Indeno[1,2,3-cd]pyrene	0.21	-	-	-	<0.01	<0.01	<0.01	<0.05	<0.01	<0.01	<0.01	-	<0.01
Low molecular weight PAHs	-	-	-	-	-	-	-	-	10	15.1	-	-	-
Naphthalene	1.1	-	10	-	<0.3	<0.3	1.6	<0.05	10	15	<0.3	-	<0.3
Phenanthrene	0.4	-	3	-	<0.05	<0.05	<0.05	<0.05	<0.05	0.06	<0.05	-	<0.05
Pyrene	0.025	-	0.2	-	<0.02	<0.02	<0.02	<0.02	<0.02	<0.02	<0.02	-	<0.02
Quinoline	3.4	-	34	-	-	-	-	<0.1	-	-	-	-	-
Total PAHs	-	-	-	<0.1	-	-	1.6	-	10	15.1	-	<0.1	<0.1

Area ID	FCSAP CLIL Fresh/Marine	Canadian DW Quality	BC CSR (DW/AW)	13	10, 11	10, 11	10, 11	29,31
Station ID				MW5-12	MW5-20	MW5-20	MV-11BH-11M	MV-11BH-16M
Field label				MW5-12	MW5-20	MW5-20	MV-11BH-11M	MV-11BH-16M
Duplicate ID								
Date				18/Nov/09	16/Apr/09	18/Nov/09	13/Feb/12	9/Feb/12
Lab report ID				101119170	0416147, 405-006.03	01119170, 405-006.03	12V574297	12V573478
Consultants				Hemmera	Hemmera	Hemmera	Franz	Franz
Screen depth (m)							1.22 – 2.74	2.74 – 4.27
Acenaphthene	5.8	-	60	-	<0.1	<0.1	0.07	<0.05
Acenaphthylene	46	-	-	-	<0.1	<0.1	<0.05	<0.05
Acridine	0.05	-	0.5	-	<0.05	<0.05	0.05	<0.05
Anthracene	0.012	-	1	-	<0.01	<0.01	<0.05	<0.05
Benzo[a]anthracene	0.018	-	1	-	<0.01	<0.01	<0.05	<0.05
Benzo[a]pyrene	0.015	0.01	0.01	-	<0.01	<0.01	0.04	<0.01
Benzo[b]fluoranthene	-	-	-	-	<0.01	<0.01	<0.05	<0.05
Benzo[ghi]perylene	0.17	-	-	-	<0.01	<0.01	<0.05	<0.05
Benzo[k]fluoranthene	0.48	-	-	-	<0.01	<0.01	<0.05	<0.05
Chrysene	1.4	-	1	-	<0.01	<0.01	<0.05	<0.05
Dibenzo[a,h]anthracene	0.26	-	-	-	<0.01	<0.01	<0.05	<0.05
Fluoranthene	0.04	-	2	-	<0.4	<0.4	0.11	<0.05
Fluorene	3	-	120	-	<0.05	<0.05	0.05	<0.05
High molecular weight PAHs	-	-	-	-	<1E-10	-	-	-
Indeno[1,2,3-cd]pyrene	0.21	-	-	-	<0.01	<0.01	<0.05	<0.05
Low molecular weight PAHs	-	-	-	-	1.5	1.2	-	-
Naphthalene	1.1	-	10	-	1.5	1.2	0.11	<0.05
Phenanthrene	0.4	-	3	-	<0.05	<0.05	0.12	<0.05
Pyrene	0.025	-	0.2	-	<0.02	<0.02	0.09	<0.02
Quinoline	3.4	-	34	-	<0.5	<0.5	<0.1	<0.1
Total PAHs	-	-	-	1200	1.5	1.2	-	-

Notes

All units in ug/L.

“-” indicates that there is no applicable standard or analyses were not performed.

Red cells indicates parameter exceeds FCSAP CLIL Fresh/Marine. (Current as of 9-November-2012)

Bold indicates parameter exceeds Candian DW Quality. (Current as of 9-November-2012)

Underline indicates parameter exceeds BC CSR (DW/AW). (Current as of 9-November-2012)

Table 58
Groundwater Analytical Results - Petroleum Hydrocarbons
Lot 5, Surrey-Brownsville Site

Area ID	FCSAP CLIL Fresh/Marine	Canadian DW Quality	BC CSR (DW/AW)	14, 29, 31	29, 31	15, 29, 31	10, 11, 29, 31	12	12	10, 11	10, 11	14	14
Station ID				5-BH14	5-BH19	5-BH2	5-BH21	5-BH23	5-BH23	5-BH25	5-BH25	5-BH27	5-BH27
Field label				BH14W-1 Lot #5	BH19W-1 Lot #5	BH2W-1A Lot #5	BH21W-1 Lot #5	BH23W-1 Lot #5	5-BH23	25 Lot 5	BH25W-1 Lot #5	27 Lot 5	BH27W-1 Lot #5
Duplicate ID													
Date				28/Jul/98	28/Jul/98	28/Jul/98	28/Jul/98	28/Jul/98	7/Feb/12	26/Mar/01	28/Jul/98	26/Mar/01	29/Jul/98
Lab report ID				8080642-water	8080642-water	8080642-water	8080642-water	8080642-water	12V572681	2-51-935 (O)	8080642-water	2-51-935 (O)	8080642-water
Consultants				NEXT	NEXT	NEXT	NEXT	NEXT	NEXT	NEXT	NEXT	NEXT	NEXT
Screen depth (m)				2.5 – 5	3 – 6	0 – 2	2 – 6	0.8 – 2.3	0.8 – 2.3	0.8 – 3	0.8 – 3	0.5 – 2	0.5 – 2
EPH (C10-C19)	-	-	5000	-	<500	<500	-	2100	<100	700	900	300	3000
EPH (C19-C32)	-	-	-	-	<500	1200	-	<500	<100	2000	<500	<1000	800
LEPH	-	-	500	-	<500	<500	-	2100	<100	-	890	-	3000
HEPH	-	-	-	-	<500	1200	-	<500	<100	-	<500	-	800
VH C6-C10	-	-	15000	-	-	-	-	-	-	-	-	-	-
VPH (VH6-10) minus BTEX	-	-	1500	<0.1	-	-	<0.1	<0.1	-	-	0.46	-	20
F1 (C6-C10)	-	-	-	-	-	-	-	-	-	-	-	-	-
F1 (C6-C10) minus BTEX	9100	-	-	-	-	-	-	-	-	-	-	-	-
F2 (C10-C16)	1300	-	-	-	-	-	-	-	<100	-	-	-	-
F3 (C16-C34)	-	-	-	-	-	-	-	-	<100	-	-	-	-
F4 (C34-C50)	-	-	-	-	-	-	-	-	<100	-	-	-	-

Area ID	FCSAP CLIL Fresh/Marine	Canadian DW Quality	BC CSR (DW/AW)	29, 31	13	13	10, 11	10, 11	10, 11	29,31
Station ID				5-BH29	5-BH6	5-BH8	MW5-20	MW5-20	MV-11BH-11M	MV-11BH-16M
Field label				BH29W-1 Lot #5	BH6W-1 Lot #5	BH8W-1 Lot #5	MW5-20	MW5-20	MV-11BH-11M	MV-11BH-16M
Duplicate ID										
Date				28/Jul/98	28/Jul/98	28/Jul/98	16/Apr/09	18/Nov/09	13/Feb/12	9/Feb/12
Lab report ID				8080642-water	8080642-water	8080642-water	100416147, 405-006.03_GW	101119170, 405-006.03_GW	12V574297	12V573478
Consultants				NEXT	NEXT	NEXT	Hemmera	Hemmera	Franz	Franz
Screen depth (m)				0.5 – 2	0.2 – 1.7	6.1 – 7.6			1.22 – 2.74	2.74 – 4.27
EPH (C10-C19)	-	-	5000	<500	-	<500	<250	<250	520	<100
EPH (C19-C32)	-	-	-	<500	-	<500	690	310	670	<100
LEPH	-	-	500	<500	-	<500	<250	<250	520	<100
HEPH	-	-	-	<500	-	<500	690	310	670	<100
VH C6-C10	-	-	15000	-	-	-	-	-	<100	-
VPH (VH6-10) minus BTEX	-	-	1500	-	<0.1	<0.1	-	-	<100	-
F1 (C6-C10)	-	-	-	-	-	-	-	-	<100	-
F1 (C6-C10) minus BTEX	9100	-	-	-	-	-	-	-	<100	-
F2 (C10-C16)	1300	-	-	-	-	-	-	-	<100	<100
F3 (C16-C34)	-	-	-	-	-	-	-	-	<100	<100
F4 (C34-C50)	-	-	-	-	-	-	-	-	<100	<100

Notes

All units in ug/L.

"-" indicates that there is no applicable standard or analyses were not performed.

Red cells indicates parameter exceeds FCSAP CLIL Fresh/Marine. (Current as of 9-November-2012)

Bold indicates parameter exceeds Canadian DW Quality. (Current as of 9-November-2012)

Underline indicates parameter exceeds BC CSR (DW/AW). (Current as of 9-November-2012)

Table 59
Groundwater Analytical Results - Phenols/Chlorophenols
Lot 5, Surrey-Brownsville Site

Area ID	FCSAP CLIL Fresh/Marine	Candian DW Quality	BC CSR (DW/AW)	15	14	13,15,20	13	13	14	14	14	14	14, 29, 31
Station ID				OW21	OW27	LI6	LI7	LI7	5-BH12	5-BH12	5-BH12	5-BH12	5-BH13
Field label				OW 21	OW 27	LI6	LI7	LI7	12 Lot 5	GW12-5	12 Lot 5	BH12W-1 Lot #5	13 Lot 5
Duplicate ID													
Date				28/Mar/94	28/Mar/94	28/Mar/94	28/Mar/94	28/Mar/94	17/Dec/03	17/Dec/03	3/Nov/04	28/Jul/98	17/Dec/03
Lab report ID				1700-K	1700-K	1700-K	4041924-water	1700-K	2-51-935 [R]	2-51-935 [R]	935 (S-1), 2-51-935	8080642-water	2-51-935 [R]
Consultants				Norecol	Norecol	SRK	SRK	SRK	NEXT	NEXT	NEXT	NEXT	NEXT
Screen depth (m)				0.61 - 1.5	0.61 - 1.5	0.61 - 1.5	0.61 - 1.5	0.61 - 1.5	6.1 - 7.6	6.1 - 7.6	6.1 - 7.6	6.1 - 7.6	0.5 - 2
pH (pH units)	6.5 to 8.7	6.5 to 8.5	-	-	-	-	-	-	-	-	5.7	7.14	-
4-Chloro-3-methylphenol	-	-	-	-	-	-	-	-	-	-	-	-	-
2-Chlorophenol	4400	-	0.1	-	-	-	-	-	-	-	-	-	-
o-Cresol	-	-	-	-	-	-	-	-	-	-	-	-	-
m+p-Cresol	-	-	-	-	-	-	-	-	-	-	-	-	-
2,4-Dichlorophenol	0.2	0.3	0.3	-	-	-	-	-	-	-	-	-	-
2,6-Dichlorophenol	-	-	0.3	-	-	-	-	-	-	-	-	-	-
2,4-Dimethylphenol	2100	-	730	-	-	-	-	-	-	-	-	-	-
2,4-Dinitrophenol	150	-	-	-	-	-	-	-	-	-	-	-	-
Dinoseb	0.05	10	10	-	-	-	-	-	-	-	-	-	-
2-Methyl 4,6-dinitrophenol	-	-	3.7	-	-	-	-	-	-	-	-	-	-
2-Nitrophenol	-	-	-	-	-	-	-	-	-	-	-	-	-
4-Nitrophenol	-	-	-	-	-	-	-	-	-	-	-	-	-
Pentachlorophenol	0.5	30	1	-	-	-	<0.05	-	<0.5	<0.2	-	14	<0.5
Phenol	4	-	10	-	-	-	-	-	-	-	-	-	-
Phenols	-	-	10	<1	3	1	-	4	-	-	-	-	-
2,3,4,5-Tetrachlorophenol	-	-	1	-	-	-	-	-	<0.5	-	-	<0.05	-
2,3,4,6-Tetrachlorophenol	1	1	1	-	-	-	-	-	<0.5	-	-	<0.05	-
2,3,5,6-Tetrachlorophenol	-	-	1	-	-	-	-	-	<0.5	-	-	-	-
Tetrachlorophenols	-	-	1	-	-	-	<0.05	-	<0.5	-	-	-	<0.5
Total Tetrachlorophenols	-	-	1	-	-	-	-	-	-	-	-	-	-
Total chlorinated phenols	-	-	-	-	-	-	-	-	-	-	-	-	-
Total Trichlorophenols	-	-	-	-	-	-	<0.1	-	-	-	-	-	-
2,3,4-Trichlorophenol	-	-	2	-	-	-	-	-	<0.5	<0.5	<0.1	-	-
2,3,5-Trichlorophenol	-	-	2	-	-	-	-	-	<0.5	<0.5	<0.1	-	-
2,3,6-Trichlorophenol	-	-	2	-	-	-	-	-	<0.5	<0.5	<0.1	-	-
2,4,5-Trichlorophenol	63	-	2	-	-	-	-	-	<0.5	<0.5	<0.1	-	-
2,4,6-Trichlorophenol	18	2	2	-	-	-	-	-	<0.5	<0.5	<0.1	-	-
3,4,5-Trichlorophenol	-	-	2	-	-	-	-	-	<0.5	<0.5	<0.1	-	-
Trichlorophenols	-	-	2	-	-	-	-	-	<0.5	-	-	-	<0.5
Total Trichlorophenols	-	-	2	-	-	-	-	-	-	-	-	-	-

Area ID	FCSAP CLIL Fresh/Marine	Candian DW Quality	BC CSR (DW/AW)	14, 29, 31	14, 29, 31	14, 29, 31	14, 29, 31	29, 31	15, 29, 31	10, 11, 29, 31	10, 11, 29, 31	12	12
Station ID				5-BH13	5-BH13	5-BH13	5-BH14	5-BH19	5-BH2	5-BH20	5-BH20	5-BH23	5-BH23
Field label				GW13-5	13 Lot 5	BH13W-1 Lot #5	BH14W-1 Lot #5	BH19W-1 Lot #5	BH2W-1A Lot #5	20 Lot 5	GW 20-3	BH23W-1 Lot #5	5-BH23
Duplicate ID				13 Lot 5						GW 20-3	20 Lot 5		
Date				17/Dec/03	3/Nov/04	28/Jul/98	28/Jul/98	28/Jul/98	28/Jul/98	17/Dec/03	17/Dec/03	28/Jul/98	7/Feb/12
Lab report ID				2-51-935 [R]	935 (S-1), 2-51-935	8080642-water	8080642-water	8080642-water	8080642-water	2-51-935 [R]	2-51-935 [R]	8080642-water	12V572681
Consultants				NEXT	NEXT	NEXT	NEXT	NEXT	NEXT	NEXT	NEXT	NEXT	Franz
Screen depth (m)				0.5 - 2	0.5 - 2	0.5 - 2	2.5 - 5	3 - 6	0 - 2			0.8 - 2.3	0.8 - 2.3
pH (pH units)	6.5 to 8.7	6.5 to 8.5	-	-	5.95	6.21	6.11	6.23	6.32	-	-	6.35	7.21
4-Chloro-3-methylphenol	-	-	-	-	-	-	-	-	-	-	-	-	<0.5
2-Chlorophenol	4400	-	0.1	-	-	-	-	-	-	-	-	-	<0.5
o-Cresol	-	-	-	-	-	-	-	-	-	-	-	-	<0.5
m+p-Cresol	-	-	-	-	-	-	-	-	-	-	-	-	<0.5
2,4-Dichlorophenol	0.2	0.3	0.3	-	-	-	-	-	-	-	-	-	<0.1
2,6-Dichlorophenol	-	-	0.3	-	-	-	-	-	-	-	-	-	<0.1
2,4-Dimethylphenol	2100	-	730	-	-	-	-	-	-	-	-	-	<0.5
2,4-Dinitrophenol	150	-	-	-	-	-	-	-	-	-	-	-	<5
Dinoseb	0.05	10	10	-	-	-	-	-	-	-	-	-	<5
2-Methyl 4,6-dinitrophenol	-	-	3.7	-	-	-	-	-	-	-	-	-	<5
2-Nitrophenol	-	-	-	-	-	-	-	-	-	-	-	-	<5
4-Nitrophenol	-	-	-	-	-	-	-	-	-	-	-	-	<5
Pentachlorophenol	0.5	30	1	<0.2	-	0.24	<0.05	<0.05	<0.05	<0.5	<0.2	65	<0.5
Phenol	4	-	10	-	-	-	-	-	-	-	-	-	<2
Phenols	-	-	10	-	-	-	-	-	-	-	-	-	-
2,3,4,5-Tetrachlorophenol	-	-	1	<0.5	-	<0.05	<0.05	<0.05	<0.05	-	<0.5	2.38	<0.5
2,3,4,6-Tetrachlorophenol	1	1	1	<0.5	-	<0.05	<0.05	<0.05	<0.05	-	<0.5	6.25	<0.5
2,3,5,6-Tetrachlorophenol	-	-	1	<0.5	-	-	-	-	-	-	<0.5	-	<0.5
Tetrachlorophenols	-	-	1	-	-	-	-	-	-	<0.5	-	-	-
Total Tetrachlorophenols	-	-	1	-	-	-	-	-	-	-	-	-	-
Total chlorinated phenols	-	-	-	-	-	-	-	-	-	-	-	-	-
Total Trichlorophenols	-	-	-	-	-	-	-	-	-	-	-	-	-
2,3,4-Trichlorophenol	-	-	2	<0.5	<0.5	<0.1	<0.1	<0.1	<0.1	-	<0.5	<0.1	<0.5
2,3,5-Trichlorophenol	-	-	2	<0.5	<0.5	<0.1	<0.1	<0.1	<0.1	-	<0.5	<0.1	<0.5
2,3,6-Trichlorophenol	-	-	2	<0.5	<0.5	<0.1	<0.1	<0.1	<0.1	-	<0.5	0.12	<0.5
2,4,5-Trichlorophenol	63	-	2	<0.5	<0.5	<0.1	<0.1	<0.1	<0.1	-	<0.5	4.88	<0.5
2,4,6-Trichlorophenol	18	2	2	<0.5	<0.5	<0.1	<0.1	<0.1	<0.1	-	<0.5	<0.1	<0.5
3,4,5-Trichlorophenol	-	-	2	<0.5	<0.5	<0.1	<0.1	<0.1	<0.1	-	<0.5	86	<0.5
Trichlorophenols	-	-	2	-	-	-	-	-	-	<0.5	-	-	-
Total Trichlorophenols	-	-	2	-	-	-	-	-	-	-	-	-	-

All units in ug/L, unless otherwise noted.

"-" indicates that there is no applicable standard or analyses were not performed.

Red cells indicates parameter exceeds FCSAP CLIL Fresh/Marine. (Current as of 9-November-2012)

Bold indicates parameter exceeds Candian DW Quality. (Current as of 9-November-2012)

Underline indicates parameter exceeds BC CSR (DW/AW). (Current as of 9-November-2012)

Table 59
Groundwater Analytical Results - Phenols/Chlorophenols
Lot 5, Surrey-Brownsville Site

Area ID	FCSAP CLIL Fresh/Marine	Canadian DW Quality	BC CSR (DW/AW)	14 BH33 33 Lot 5	14 BH33 GW 33-5	14 BH34 34 Lot 5	14 BH34 GW 34-5	14 BH34 BH34-5	13 MW5-12 MW5-12	13 MW5-12 MW5-12	13 MW5-12 MW5-12	13 MW5-12 MW5-12	13 MW5-12 MW5-12
Station ID													
Field label													
Duplicate ID													
Date				17/Dec/03	17/Dec/03	17/Dec/03	17/Dec/03	14/Mar/07	16/Apr/09	18/Nov/09	28/Jul/08	22/Oct/08	22/Jan/09
Lab report ID				2-51-935 [R] BCRI	2-51-935 [R] BCRI	2-51-935 [R] BCRI	2-51-935 [R] BCRI	405-006.03_GW BCRI	100416147, 405-006.03_GW Hemmera	101119170 Hemmera	405-006.03_GW Hemmera	405-006.03_GW Hemmera	405-006.03_GW Hemmera
Consultants													
Screen depth (m)													
pH (pH units)	6.5 to 8.7	6.5 to 8.5	-	-	-	-	-	-	6.3	6.1	-	-	-
4-Chloro-3-methylphenol	-	-	-	-	-	-	-	-	-	-	-	-	-
2-Chlorophenol	4400	-	0.1	-	-	-	-	-	-	-	-	-	-
o-Cresol	-	-	-	-	-	-	-	-	-	-	-	-	-
m+p-Cresol	-	-	-	-	-	-	-	-	-	-	-	-	-
2,4-Dichlorophenol	0.2	0.3	0.3	-	-	-	-	-	-	-	-	-	-
2,6-Dichlorophenol	-	-	0.3	-	-	-	-	-	-	-	-	-	-
2,4-Dimethylphenol	2100	-	730	-	-	-	-	-	-	-	-	-	-
2,4-Dinitrophenol	150	-	-	-	-	-	-	-	-	-	-	-	-
Dinoseb	0.05	10	10	-	-	-	-	-	-	-	-	-	-
2-Methyl 4,6-dinitrophenol	-	-	3.7	-	-	-	-	-	-	-	-	-	-
2-Nitrophenol	-	-	-	-	-	-	-	-	-	-	-	-	-
4-Nitrophenol	-	-	-	-	-	-	-	-	-	-	-	-	-
Pentachlorophenol	0.5	30	1	4764	4764	1.79	1.79	1.6	0.22	0.12	<0.05	0.09	0.11
Phenol	4	-	10	-	-	-	-	-	-	-	-	-	-
Phenols	-	-	10	-	-	-	-	-	-	-	-	-	-
2,3,4,5-Tetrachlorophenol	-	-	1	-	<0.5	-	<0.5	0.12	<0.05	<0.05	<0.05	<0.05	<0.05
2,3,4,6-Tetrachlorophenol	1	1	1	-	114	-	<0.5	0.12	<0.05	<0.05	<0.05	<0.05	0.06
2,3,5,6-Tetrachlorophenol	-	-	1	-	280	-	<0.5	-	<0.05	<0.05	<0.05	<0.05	<0.05
Tetrachlorophenols	-	-	1	394	-	<0.5	-	0.24	<0.05	<0.05	<0.05	<0.05	0.06
Total Tetrachlorophenols	-	-	1	-	-	-	-	-	<0.05	<0.05	-	-	-
Total chlorinated phenols	-	-	-	-	-	-	-	1.8	0.22	0.12	<0.05	0.09	0.17
Total Trichlorophenols	-	-	-	-	-	-	-	-	<0.1	-	-	-	-
2,3,4-Trichlorophenol	-	-	2	-	<0.5	-	<0.5	<0.1	<0.1	<0.1	<0.1	<0.1	<0.1
2,3,5-Trichlorophenol	-	-	2	-	<0.5	-	<0.5	<0.1	<0.1	<0.1	<0.1	<0.1	<0.1
2,3,6-Trichlorophenol	-	-	2	-	<0.5	-	<0.5	<0.1	<0.1	<0.1	<0.1	<0.1	<0.1
2,4,5-Trichlorophenol	63	-	2	-	<0.5	-	<0.5	<0.1	<0.1	<0.1	<0.1	<0.1	<0.1
2,4,6-Trichlorophenol	18	2	2	-	<0.5	-	<0.5	<0.1	<0.1	<0.1	<0.1	<0.1	<0.1
3,4,5-Trichlorophenol	-	-	2	-	<0.5	-	<0.5	<0.1	<0.1	<0.1	<0.1	<0.1	<0.1
Trichlorophenols	-	-	2	<0.5	-	<0.5	-	<0.1	<0.1	<0.1	<0.1	<0.1	<0.1
Total Trichlorophenols	-	-	2	-	-	-	-	-	<0.1	<0.1	<0.1	<0.1	<0.1

Area ID	FCSAP CLIL Fresh/Marine	Canadian DW Quality	BC CSR (DW/AW)	13 MW5-12 MW5-12	14 MW5-13 MW5-13	14 MW5-13 MW5-13	14 MW5-13 MW5-13	14 MW5-13 MW5-13	14 MW5-13 MW5-13	10, 11 MW5-20 MW5-20	10, 11 MW5-20 MW5-20	10, 11 MW5-20 MW5-20	
Station ID													
Field label													
Duplicate ID													
Date				31/Aug/09	16/Apr/09	18/Nov/09	28/Jul/08	22/Oct/08	22/Jan/09	31/Aug/09	16/Apr/09	18/Nov/09	31/Aug/09
Lab report ID				405-006.03_GW Hemmera	16147, 405-006.03 Hemmera	101119170 Hemmera	405-006.03_GW Hemmera	405-006.03_GW Hemmera	405-006.03_GW Hemmera	16147, 405-006.03 Hemmera	101119170 Hemmera	405-006.03_GW Hemmera	
Consultants													
Screen depth (m)													
pH (pH units)	6.5 to 8.7	6.5 to 8.5	-	-	6.1	5.9	-	-	-	6.5	5.4	-	
4-Chloro-3-methylphenol	-	-	-	-	-	-	-	-	-	-	-	-	
2-Chlorophenol	4400	-	0.1	-	-	-	-	-	-	-	-	-	
o-Cresol	-	-	-	-	-	-	-	-	-	-	-	-	
m+p-Cresol	-	-	-	-	-	-	-	-	-	-	-	-	
2,4-Dichlorophenol	0.2	0.3	0.3	-	-	-	-	-	-	-	-	-	
2,6-Dichlorophenol	-	-	0.3	-	-	-	-	-	-	-	-	-	
2,4-Dimethylphenol	2100	-	730	-	-	-	-	-	-	-	-	-	
2,4-Dinitrophenol	150	-	-	-	-	-	-	-	-	-	-	-	
Dinoseb	0.05	10	10	-	-	-	-	-	-	-	-	-	
2-Methyl 4,6-dinitrophenol	-	-	3.7	-	-	-	-	-	-	-	-	-	
2-Nitrophenol	-	-	-	-	-	-	-	-	-	-	-	-	
4-Nitrophenol	-	-	-	-	-	-	-	-	-	-	-	-	
Pentachlorophenol	0.5	30	1	<0.05	250	1270	<0.05	<0.06	740	0.4	0.15	<0.05	0.29
Phenol	4	-	10	-	-	-	-	-	-	-	-	-	-
Phenols	-	-	10	-	-	-	-	-	-	-	-	-	-
2,3,4,5-Tetrachlorophenol	-	-	1	<0.05	7.6	21	<0.05	<0.05	13	<0.05	<0.05	<0.05	<0.05
2,3,4,6-Tetrachlorophenol	1	1	1	<0.05	3.7	18	<0.05	<0.05	15	0.15	<0.05	<0.05	<0.05
2,3,5,6-Tetrachlorophenol	-	-	1	<0.05	10	66	<0.05	0.11	27	<0.05	<0.05	<0.05	<0.05
Tetrachlorophenols	-	-	1	<0.05	21	-	<0.05	0.11	55	0.15	0.06	-	<0.05
Total Tetrachlorophenols	-	-	1	-	-	100	-	-	-	-	-	<0.05	-
Total chlorinated phenols	-	-	-	0.61	300	1400	<0.05	0.24	830	1	0.21	<0.05	0.29
Total Trichlorophenols	-	-	-	-	28	-	-	-	-	-	<0.1	-	-
2,3,4-Trichlorophenol	-	-	2	<0.1	<0.1	<0.1	<0.1	<0.1	0.19	<0.1	<0.1	<0.1	<0.1
2,3,5-Trichlorophenol	-	-	2	0.29	6.1	16	<0.1	<0.1	12	<0.1	<0.1	<0.1	<0.1
2,3,6-Trichlorophenol	-	-	2	<0.1	<0.1	<0.1	<0.1	<0.1	<0.1	<0.1	<0.1	<0.1	<0.1
2,4,5-Trichlorophenol	63	-	2	<0.1	<0.1	<0.1	<0.1	<0.1	1.1	<0.1	<0.1	<0.1	<0.1
2,4,6-Trichlorophenol	18	2	2	<0.1	1.8	7	<0.1	0.13	2.7	0.17	<0.1	<0.1	<0.1
3,4,5-Trichlorophenol	-	-	2	0.32	18	6.9	<0.1	<0.1	21	0.32	<0.1	<0.1	<0.1
Trichlorophenols	-	-	2	0.61	26	-	<0.1	0.13	37	0.49	<0.1	-	<0.1
Total Trichlorophenols	-	-	2	-	-	30	-	-	-	-	<0.1	-	-

All units in ug/L, unless otherwise noted.

* indicates that there is no applicable standard or analyses were not performed.

Red cells indicates parameter exceeds FCSAP CLIL Fresh/Marine. (Current as of 9-November-2012)

Bold indicates parameter exceeds Canadian DW Quality. (Current as of 9-November-2012)

Underline indicates parameter exceeds BC CSR (DW/AW). (Current as of 9-November-2012)

Table 59
Groundwater Analytical Results - Phenols/Chlorophenols
Lot 5, Surrey-Brownsville Site

Area ID	FCSAP CLIL Fresh/Marine	Canadian DW Quality	BC CSR (DW/AW)	12	12	14	14	14	14	14	14	14	
Station ID				MW5-23	MW5-23	MW5-32	MW5-32	MW5-32	MW5-32	MW5-32	MW5-32	MW5-34	MW5-34
Field label				MW5-23	MW5-23	MW5-32	MW5-32	MW5-32	MW5-32	MW5-32	MW5-32	MW5-34	MW5-34
Duplicate ID													
Date				18/Nov/09	31/Aug/09	16/Apr/09	18/Nov/09	28/Jul/08	22/Oct/08	22/Jan/09	31/Aug/09	16/Apr/09	18/Nov/09
Lab report ID				101119170	405-006.03_GW	16147_405-006.03	101119170	405-006.03_GW	405-006.03_GW	405-006.03_GW	405-006.03_GW	16147_405-006.03	101119170
Consultants				Hemmera	Hemmera	Hemmera	Hemmera	Hemmera	Hemmera	Hemmera	Hemmera	Hemmera	Hemmera
Screen depth (m)													
pH (pH units)	6.5 to 8.7	6.5 to 8.5	-	5.7	-	7.1	6.1	-	-	-	-	7.5	6.7
4-Chloro-3-methylphenol	-	-	-	-	-	-	-	-	-	-	-	-	-
2-Chlorophenol	4400	-	0.1	-	-	-	-	-	-	-	-	-	-
o-Cresol	-	-	-	-	-	-	-	-	-	-	-	-	-
m+p-Cresol	-	-	-	-	-	-	-	-	-	-	-	-	-
2,4-Dichlorophenol	0.2	0.3	0.3	-	-	-	-	-	-	-	-	-	-
2,6-Dichlorophenol	-	-	0.3	-	-	-	-	-	-	-	-	-	-
2,4-Dimethylphenol	2100	-	730	-	-	-	-	-	-	-	-	-	-
2,4-Dinitrophenol	150	-	-	-	-	-	-	-	-	-	-	-	-
Dinoseb	0.05	10	10	-	-	-	-	-	-	-	-	-	-
2-Methyl 4,6-dinitrophenol	-	-	3.7	-	-	-	-	-	-	-	-	-	-
2-Nitrophenol	-	-	-	-	-	-	-	-	-	-	-	-	-
4-Nitrophenol	-	-	-	-	-	-	-	-	-	-	-	-	-
Pentachlorophenol	0.5	30	1	<0.05	<0.05	220	13	280	2100	210	870	0.15	0.05
Phenol	4	-	10	-	-	-	-	-	-	-	-	-	-
Phenols	-	-	10	-	-	-	-	-	-	-	-	-	-
2,3,4,5-Tetrachlorophenol	-	-	1	<0.05	<0.05	1.3	0.24	3.2	9.2	2	7	<0.05	<0.05
2,3,4,6-Tetrachlorophenol	1	1	1	<0.05	<0.05	1.8	0.22	7.3	46	2.1	12	<0.05	<0.05
2,3,5,6-Tetrachlorophenol	-	-	1	<0.05	<0.05	1.3	0.92	<0.5	5.7	0.88	<0.05	<0.05	<0.05
Tetrachlorophenols	-	-	1	<0.05	<0.05	4.4	-	10.5	61	5	19	<0.05	-
Total Tetrachlorophenols	-	-	1	<0.05	-	-	1.4	-	-	-	-	-	<0.05
Total chlorinated phenols	-	-	-	<0.05	<0.05	270	16	625	2400	320	1400	0.15	0.05
Total Trichlorophenols	-	-	-	-	-	46	-	-	-	-	-	<0.1	-
2,3,4-Trichlorophenol	-	-	2	<0.1	<0.1	<0.1	-	<1	<1	<0.1	0.23	<0.1	<0.1
2,3,5-Trichlorophenol	-	-	2	<0.1	<0.1	0.28	<0.1	<1	<1	<0.1	<0.1	<0.1	<0.1
2,3,6-Trichlorophenol	-	-	2	<0.1	<0.1	<0.1	<0.1	<1	<1	<0.1	<0.1	<0.1	<0.1
2,4,5-Trichlorophenol	63	-	2	<0.1	<0.1	0.6	<0.1	4.7	13	1.8	23	<0.1	<0.1
2,4,6-Trichlorophenol	18	2	2	<0.1	<0.1	0.18	<0.1	<1	<1	<0.1	0.49	<0.1	<0.1
3,4,5-Trichlorophenol	-	-	2	<0.1	<0.1	45	1.5	330	220	106	510	<0.1	<0.1
Trichlorophenols	-	-	2	<0.1	<0.1	46	-	335	230	108	530	<0.1	-
Total Trichlorophenols	-	-	2	<0.1	-	-	1.5	-	-	-	-	-	<0.1

Area ID	FCSAP CLIL Fresh/Marine	Canadian DW Quality	BC CSR (DW/AW)	14	14	14	14	14	14	
Station ID				MW5-34	MW5-34	MW5-34	MV-11BH-12M	MV-11BH-13M	MV-11BH-15M	MV-11BH-15M
Field label				MW5-34	MW5-34	MW5-34	MV-11BH-12M	MV-11BH-13M	MV-11BH-15M	MV-GWDUP4
Duplicate ID										
Date				22/Oct/08	22/Jan/09	31/Aug/09	13/Feb/12	13/Feb/12	10/Feb/12	10/Feb/12
Lab report ID				405-006.03_GW	405-006.03_GW	405-006.03_GW	12V574297	12V574297	12V573781	12V573781
Consultants				Hemmera	Hemmera	Hemmera	Franz	Franz	Franz	Franz
Screen depth (m)							1.52 - 3.05	1.22 - 2.74	1.22 - 2.74	1.22 - 2.74
pH (pH units)	6.5 to 8.7	6.5 to 8.5	-	-	-	-	6.33	6.17	7.24	7.24
4-Chloro-3-methylphenol	-	-	-	<0.5	<0.5	<0.5	<0.5	<0.5	<0.5	<0.5
2-Chlorophenol	4400	-	0.1	<0.5	<0.5	<0.5	<0.5	<0.5	<0.5	<0.5
o-Cresol	-	-	-	<0.5	<0.5	<0.5	<0.5	<0.5	<0.5	<0.5
m+p-Cresol	-	-	-	-	-	-	7.0	25.0	<0.5	<0.5
2,4-Dichlorophenol	0.2	0.3	0.3	<0.1	<0.1	<0.1	<0.1	<0.1	<0.1	<0.1
2,6-Dichlorophenol	-	-	0.3	<0.1	<0.1	<0.1	<0.1	<0.1	<0.1	<0.1
2,4-Dimethylphenol	2100	-	730	<0.5	<0.5	<0.5	<0.5	<0.5	<0.5	<0.5
2,4-Dinitrophenol	150	-	-	<5	<5	<5	<5	<5	<5	<5
Dinoseb	0.05	10	10	<5	<5	<5	<5	<5	<5	<5
2-Methyl 4,6-dinitrophenol	-	-	3.7	<5	<5	<5	<5	<5	<5	<5
2-Nitrophenol	-	-	-	<5	<5	<5	<5	<5	<5	<5
4-Nitrophenol	-	-	-	<5	<5	<5	<5	<5	<5	<5
Pentachlorophenol	0.5	30	1	0.53	0.13	0.078	<0.5	<0.5	<0.5	<0.5
Phenol	4	-	10	<2	<2	<2	<2	<2	<2	<2
Phenols	-	-	10	-	-	-	-	-	-	-
2,3,4,5-Tetrachlorophenol	-	-	1	<0.05	<0.05	<0.05	<0.5	<0.5	<0.5	<0.5
2,3,4,6-Tetrachlorophenol	1	1	1	<0.05	<0.05	<0.05	<0.5	<0.5	<0.5	<0.5
2,3,5,6-Tetrachlorophenol	-	-	1	<0.05	<0.05	<0.05	<0.5	<0.5	<0.5	<0.5
Tetrachlorophenols	-	-	1	<0.05	<0.05	<0.05	-	-	-	-
Total Tetrachlorophenols	-	-	1	-	-	-	-	-	-	-
Total chlorinated phenols	-	-	-	0.53	0.13	0.078	-	-	-	-
Total Trichlorophenols	-	-	-	-	-	-	-	-	-	-
2,3,4-Trichlorophenol	-	-	2	<0.1	<0.1	<0.1	<0.5	<0.5	<0.5	<0.5
2,3,5-Trichlorophenol	-	-	2	<0.1	<0.1	<0.1	<0.5	<0.5	<0.5	<0.5
2,3,6-Trichlorophenol	-	-	2	<0.1	<0.1	<0.1	<0.5	<0.5	<0.5	<0.5
2,4,5-Trichlorophenol	63	-	2	<0.1	<0.1	<0.1	<0.5	<0.5	<0.5	<0.5
2,4,6-Trichlorophenol	18	2	2	<0.1	<0.1	<0.1	<0.5	<0.5	<0.5	<0.5
3,4,5-Trichlorophenol	-	-	2	<0.1	<0.1	<0.1	<0.5	<0.5	<0.5	<0.5
Trichlorophenols	-	-	2	<0.1	<0.1	<0.1	-	-	-	-
Total Trichlorophenols	-	-	2	-	-	-	-	-	-	-

All units in ug/L, unless otherwise noted.
 "-" indicates that there is no applicable standard or analyses were not performed.
 Red cells indicates parameter exceeds FCSAP CLIL Fresh/Marine. (Current as of 9-November-2012)
 Bold indicates parameter exceeds Canadian DW Quality. (Current as of 9-November-2012)
 Underline indicates parameter exceeds BC CSR (DW/AW). (Current as of 9-November-2012)

Table 60
Groundwater Analytical Results - Volatile Organic Compounds
Lot 5, Surrey-Brownsville Site

Area ID	FCSAP CLIL Fresh/Marine	Canadian DW Quality	BC CSR (DW/AW)	14, 29, 31	12	14	13	13	10, 11
Station ID				5-BH14	5-BH23	5-BH27	5-BH6	5-BH8	MV-11BH-11M
Field label				BH14W-1 Lot #5	BH23W-1 Lot #5	BH27W-1 Lot #5	BH6W-1 Lot #5	BH8W-1 Lot #5	MV-11BH-11M
Duplicate ID									
Date				28/Jul/98	28/Jul/98	29/Jul/98	28/Jul/98	28/Jul/98	13/Feb/12
Lab report ID				8080642-water	8080642-water	8080642-water	8080642-water	8080642-water	12V574297
Consultants				NEXT	NEXT	NEXT	NEXT	NEXT	Franz
Screen depth (m)				2.5 – 5	0.8 – 2.3	0.5 – 2	0.2 – 1.7	6.1 – 7.6	1.22 – 2.74
Bromodichloromethane	67000	-	16	<0.1	<0.1	<2.5	<0.1	<0.1	-
Bromoform	840	-	100	<0.2	<0.2	<5	<0.2	<0.2	-
Bromomethane	2	-	51	<0.8	<0.8	<20	<0.8	<0.8	-
Carbon tetrachloride	6.8	5	5	<0.1	<0.1	<2.5	<0.1	<0.1	-
Chlorobenzene	1.3	30	13	<0.1	<0.1	<2.5	<0.1	<0.1	-
Chlorodibromomethane	10000	-	100	<0.1	<0.1	<2.5	<0.1	<0.1	-
Chloroethane	-	-	46	<0.4	<0.4	<10	<0.4	<0.4	-
Chloroform	1.8	-	20	<0.3	<0.3	<7.5	<0.3	<0.3	-
Chloromethane	-	-	950	<0.4	<0.4	<10	<0.4	<0.4	-
Dibromomethane	-	-	370	<0.2	<0.2	<5	<0.2	<0.2	-
1,2-Dichlorobenzene	0.7	3	3	<0.1	<0.1	<2.5	<0.1	<0.1	-
1,3-Dichlorobenzene	42	-	1500	<0.1	<0.1	<2.5	<0.1	<0.1	-
1,4-Dichlorobenzene	26	1	1	<0.1	<0.1	<2.5	<0.1	<0.1	-
Dichlorodifluoromethane	-	-	7300	<0.2	<0.2	<5	<0.2	<0.2	-
1,1-Dichloroethane	9000	-	3700	<0.1	<0.1	<2.5	<0.1	<0.1	-
1,2-Dichloroethane	100	5	5	<0.4	<0.4	<10	<0.4	<0.4	-
1,1-Dichloroethene	490	14	14	<0.1	<0.1	<2.5	<0.1	<0.1	-
cis-1,2-Dichloroethene	12000	-	370	<0.1	<0.1	<2.5	<0.1	<0.1	-
trans-1,2-Dichloroethene	12000	-	730	<0.1	<0.1	<2.5	<0.1	<0.1	-
Dichloromethane	98	50	50	<6	<6	<150	<6	<6	-
1,2-Dichloropropane	9.3	-	9.9	<0.1	<0.1	<2.5	<0.1	<0.1	-
cis-1,3-Dichloropropene	-	-	-	<0.1	<0.1	<2.5	<0.1	<0.1	-
trans-1,3-Dichloropropene	-	-	-	<0.1	<0.1	<2.5	<0.1	<0.1	-
Ethylene dibromide	3.3	-	0.34	<0.1	<0.1	<2.5	<0.1	<0.1	-
2-Hexanone	-	-	-	<5	<5	<120	<5	<5	-
Methyl ethyl ketone	120000	-	22000	<5	<5	<120	<5	<5	-
Methyl isobutyl ketone	57000	-	2900	<2	<2	<50	<2	<2	-
Methyl tert-butyl ether	4300	15	15	-	-	-	-	-	<1
1,1,2,2-Tetrachloroethane	22	-	3.4	<0.2	<0.2	<5	<0.2	<0.2	-
Tetrachloroethene	110	30	30	<0.1	<0.1	<2.5	<0.1	<0.1	-
1,1,2-Trichloroethane	9400	-	12	<0.1	<0.1	<2.5	<0.1	<0.1	-
Trichloroethene	29	5	5	<0.1	0.1	<2.5	<0.1	<0.1	-
Trichlorofluoromethane	-	-	11000	<0.2	<0.2	<5	<0.2	<0.2	-
Vinyl chloride	13	2	2	<0.2	<0.2	<5	<0.2	<0.2	-

Notes

All units in ug/L.

"-" indicates that there is no applicable standard or analyses were not performed.

Red cells indicates parameter exceeds FCSAP CLIL Fresh/Marine. (Current as of 9-November-2012)

Bold indicates parameter exceeds Candian DW Quality. (Current as of 9-November-2012)

Underline indicates parameter exceeds BC CSR (DW/AW). (Current as of 9-November-2012)

Table 61
Soil Analytical Results - Monocyclic Aromatic Hydrocarbons
Lot 6, Surrey-Brownsville Site

Area ID	CCME IL (Fine, Surface)		CCME IL (Coarse, Surface)		CCME IL (Fine, Subsoil)		BC CSR IL (STRINGENT)		25, 30, 34	25, 30, 34	25, 30, 34	25, 30, 34	25, 30, 34	25, 30, 34	25, 30, 34	25, 30, 34	25, 30, 34	25, 30, 34	
Station ID	MW06-2		MW07-6		MW07-6		MW07-7		MW07-7	MW07-7	25, 30, 34	MW07-8	MW07-8	BH08-12	BH08-12	BH08-12	BH08-12	BH08-12	
Field label	MW06-2-3		MW07-6-4		MW07-6-7		MW07-7-5		MW07-7-9	MW07-8-5	MW07-8-7	BH08-12.3	BH08-12.5	BH08-12.4	BH08-12.3	BH08-12.5	BH08-12.4	BH08-12.4	
Duplicate ID																			
Date	29/Jun/06	15/Aug/07	15/Aug/07	15/Aug/07	15/Aug/07	15/Aug/07	15/Aug/07	15/Aug/07	15/Aug/07	15/Aug/07	15/Aug/07	16/Sep/08	16/Sep/08	16/Sep/08	16/Sep/08	16/Sep/08	16/Sep/08	16/Sep/08	16/Sep/08
Lab report ID	405-003.04_Soil	80817021	80817021	80817021	80817021	80817021	80817021	80817021	80817021	80817021	80817021	90917051	90917051	90917051	90917051	90917051	90917051	90917051	90917051
Consultants	Hemmera	Hemmera	Hemmera	Hemmera	Hemmera	Hemmera	Hemmera	Hemmera	Hemmera	Hemmera	Hemmera	Hemmera	Hemmera	Hemmera	Hemmera	Hemmera	Hemmera	Hemmera	Hemmera
Depth (m)	1.83 – 2.44	1.828 – 2.286	3.2 – 3.657	1.828 – 2.286	4.114 – 4.57	2.286 – 2.743	3.2 – 3.657	1.35 – 1.7	1.35 – 1.7	1.7 – 2.31	1.35 – 1.7	1.35 – 1.7	1.35 – 1.7	1.35 – 1.7	1.35 – 1.7	1.35 – 1.7	1.35 – 1.7	1.35 – 1.7	1.35 – 1.7
Grain Type	fine	fine	fine	fine	fine	fine	fine	coarse	coarse	coarse	coarse	coarse	coarse	coarse	coarse	coarse	coarse	coarse	coarse
Benzene	0.0068	0.03	0.0068	0.04	<0.03	<0.04	<0.04	<0.04	<0.04	<0.04	<0.04	<0.04	<0.04	<0.04	<0.04	<0.04	<0.04	<0.04	<0.04
Ethylbenzene	0.018	0.082	0.018	7	<0.03	<0.5	<0.5	<0.5	<0.5	<0.5	<0.5	<0.5	<0.5	<0.5	<0.5	<0.5	<0.5	<0.5	<0.5
Styrene	50	50	50	50	<0.03	<0.1	<0.1	<0.1	<0.1	<0.1	<0.1	<0.1	<0.1	<0.1	<0.1	<0.1	<0.1	<0.1	<0.1
Toluene	0.08	0.37	0.08	2.5	<0.03	<0.5	<0.5	<0.5	<0.5	<0.5	<0.5	<0.5	<0.5	<0.5	<0.5	<0.5	<0.5	<0.5	<0.5
m+p-Xylene	-	-	-	-	-	-	-	-	-	-	-	-	-	-	-	-	-	-	-
o-Xylene	-	-	-	-	-	-	-	-	-	-	-	-	-	-	-	-	-	-	-
Xylenes (total)	2.4	11	2.4	20	<0.03	<0.1	<0.1	<0.1	<0.1	<0.1	<0.1	<0.1	<0.1	<0.1	<0.1	<0.1	<0.1	<0.1	<0.1

Area ID	CCME IL (Fine, Surface)		CCME IL (Coarse, Surface)		CCME IL (Fine, Subsoil)		BC CSR IL (STRINGENT)		25, 30, 34	25, 30, 34	25, 30, 34	25, 30, 34	25, 30, 34	25, 30, 34	25, 26, 27, 30	25, 26, 27, 30	25, 26, 27, 30	25, 26, 27, 30
Station ID	MW08-10		MW08-10		MW08-11		MW08-11		MW08-13	MW08-13	MW08-13	MW08-13	MW08-13	BV-11BH-01M	BV-11BH-01M	BV-11BH-01M	BV-11BH-02M	
Field label	MW08-10.3		MW08-10.4		MW08-11.2		MW08-11.4		MW08-13.2	MW08-13.4	MW08-13.5	MW08-13.5	MW08-13.5	BV-11BH-01M-2	BV-11BH-01M-5	BV-11BH-02M-2		
Duplicate ID																		
Date	16/Sep/08	16/Sep/08	16/Sep/08	16/Sep/08	16/Sep/08	16/Sep/08	16/Sep/08	16/Sep/08	16/Sep/08	16/Sep/08	16/Sep/08	16/Sep/08	16/Sep/08	14/Dec/11	14/Dec/11	16/Dec/11	16/Dec/11	
Lab report ID	90917051	90917051	90917051	90917051	90917051	90917051	90917051	90917051	90917051	90917051	90917051	90917051	90917051	11V559640	11V559640	11V560614	11V560614	
Consultants	Hemmera	Hemmera	Hemmera	Hemmera	Hemmera	Hemmera	Hemmera	Hemmera	Hemmera	Hemmera	Hemmera	Hemmera	Hemmera	Franz	Franz	Franz	Franz	
Depth (m)	2.12 – 2.43	2.87 – 3.35	1.5 – 2	2.75 – 3.04	0.92 – 1.53	1.83 – 2.44	3.35 – 3.97	0.5 – 1	3 – 4	0.5 – 1	3 – 4	0.5 – 1	3 – 4	0.5 – 1	3 – 4	0.5 – 1	0.5 – 1	
Grain Type	coarse	fine	coarse	fine	coarse	fine	coarse	fine	coarse	fine	fine	coarse	fine	coarse	fine	coarse	coarse	
Benzene	0.0068	0.03	0.0068	0.04	<0.04	<0.04	<0.04	<0.04	<0.04	<0.04	<0.04	<0.04	<0.04	<0.02	<0.02	<0.02	<0.02	
Ethylbenzene	0.018	0.082	0.018	7	<0.5	<0.5	<0.5	<0.5	<0.5	<0.5	<0.5	<0.5	<0.5	<0.05	<0.05	<0.05	<0.05	
Styrene	50	50	50	50	<0.1	<0.1	<0.1	<0.1	<0.1	<0.1	<0.1	<0.1	<0.1	<0.05	<0.05	<0.05	<0.05	
Toluene	0.08	0.37	0.08	2.5	<0.5	<0.5	<0.5	<0.5	<0.5	<0.5	<0.5	<0.5	<0.5	<0.05	<0.05	<0.05	<0.05	
m+p-Xylene	-	-	-	-	-	-	-	-	-	-	-	-	-	<0.05	<0.05	<0.05	<0.05	
o-Xylene	-	-	-	-	-	-	-	-	-	-	-	-	-	<0.05	<0.05	<0.05	<0.05	
Xylenes (total)	2.4	11	2.4	20	<0.1	<0.1	<0.1	<0.1	<0.1	<0.1	<0.1	<0.1	<0.1	<0.05	<0.05	<0.05	<0.05	

Area ID	CCME IL (Fine, Surface)		CCME IL (Coarse, Surface)		CCME IL (Fine, Subsoil)		BC CSR IL (STRINGENT)		25, 26, 27, 30	25, 26, 27, 30	25, 26, 27, 30	25, 26, 27, 30	25, 26, 27, 30	25, 26, 27, 30	25, 26, 27, 30	25, 26, 27, 30	21	21	21
Station ID	BV-11BH-02M		BV-11BH-03M		BV-11BH-03M		BV-11BH-04M		BV-11BH-04M	BV-11BH-04M	BV-11BH-05M	BV-11BH-05M	BV-11BH-05M	BV-11BH-05M	BV-11BH-07M	BV-11BH-07M	BV-11BH-07M		
Field label	BV-11BH-02M-3		BV-11BH-03M-1		BV-11BH-03M-3		BV-11BH-04M-1		BV-11BH-04M-3	BV-11BH-05M-1	BV-11BH-05M-5	BV-11BH-07M-2	BV-11BH-07M-3	BV-11BH-07M-2	BV-DUP8	BV-11BH-07M-2	BV-11BH-07M-3		
Duplicate ID																			
Date	16/Dec/11	15/Dec/11	15/Dec/11	17/Dec/11	17/Dec/11	17/Dec/11	17/Dec/11	17/Dec/11	17/Dec/11	17/Dec/11	17/Dec/11	17/Dec/11	17/Dec/11	17/Dec/11	17/Dec/11	17/Dec/11	17/Dec/11	17/Dec/11	
Lab report ID	11V560614	11V560293	11V560293	11V560784	11V560784	11V560784	11V560784	11V560784	11V560784	11V560784	11V560784	11V560784	11V560784	11V560784	11V560784	11V560784	11V560784	11V560784	
Consultants	Franz	Franz	Franz	Franz	Franz	Franz	Franz	Franz	Franz	Franz	Franz	Franz	Franz	Franz	Franz	Franz	Franz	Franz	
Depth (m)	1.5 – 2	0.5 – 1	2 – 3	0 – 0.5	1.5 – 2	0 – 0.5	3 – 4	0.5 – 1	0.5 – 1	3 – 4	0.5 – 1	0.5 – 1	0.5 – 1	0.5 – 1	0.5 – 1	0.5 – 1	0.5 – 1	1.5 – 2	
Grain Type	coarse	coarse	coarse	coarse	coarse	coarse	coarse	coarse	coarse	coarse	coarse	fine	coarse	coarse	coarse	coarse	coarse	coarse	
Benzene	0.0068	0.03	0.0068	0.04	<0.02	<0.02	<0.02	<0.02	<0.02	<0.02	<0.02	<0.02	<0.02	<0.02	<0.02	<0.02	<0.02	<0.02	
Ethylbenzene	0.018	0.082	0.018	7	<0.05	<0.05	<0.05	<0.05	<0.05	<0.05	<0.05	<0.05	<0.05	<0.05	<0.05	<0.05	<0.05	<0.05	
Styrene	50	50	50	50	<0.05	<0.05	<0.05	<0.05	<0.05	<0.05	<0.05	<0.05	<0.05	<0.05	<0.05	<0.05	<0.05	<0.05	
Toluene	0.08	0.37	0.08	2.5	<0.05	<0.05	<0.05	<0.05	<0.05	<0.05	<0.05	<0.05	<0.05	<0.05	<0.05	<0.05	<0.05	<0.05	
m+p-Xylene	-	-	-	-	<0.05	<0.05	<0.05	<0.05	<0.05	<0.05	<0.05	<0.05	<0.05	<0.05	<0.05	<0.05	<0.05	<0.05	
o-Xylene	-	-	-	-	<0.05	<0.05	<0.05	<0.05	<0.05	<0.05	<0.05	<0.05	<0.05	<0.05	<0.05	<0.05	<0.05	<0.05	
Xylenes (total)	2.4	11	2.4	20	<0.05	<0.05	<0.05	<0.05	<0.05	<0.05	<0.05	<0.05	<0.05	<0.05	<0.05	<0.05	<0.05	<0.05	

Notes

All units in ug/g.
 "-" indicates that there is no applicable standard or analyses were not performed.
 Red cells indicates parameter exceeds CCME IL (Fine, Surface). (Current as of 13-November-2012)
 Bold indicates parameter exceeds CCME IL (Coarse, Surface). (Current as of 13-November-2012)
 Underline indicates parameter exceeds CCME IL (Fine, Subsoil). (Current as of 13-November-2012)
 Italic and dark blue text indicates parameter exceeds BC CSR IL (STRINGENT). (Current as of 13-November-2012)

Table 62
Soil Analytical Results Compared to CSR Schedule 7 - MAHs
Lot 6, Surrey-Brownsville Site

Area ID	BC CSR IL (Relocation to Non-Ag)	25, 32	25, 32	25, 32	25, 32	25, 32	25, 32	25, 32	25, 32	25, 32	25, 32	
Station ID		MW06-2	MW07-6	MW07-6	MW07-7	MW07-7	MW07-7	MW07-8	MW07-8	MW07-9	MW07-9	BH08-12
Field label		MW06-2-3	MW07-6-4	MW07-6-7	MW07-7-5	MW07-7-9	MW07-7-9	MW07-8-5	MW07-8-7	MW07-9-3	MW07-9-5	BH08-12.3
Duplicate ID												
Date		29/Jun/06	15/Aug/07	15/Aug/07	15/Aug/07	15/Aug/07	15/Aug/07	15/Aug/07	15/Aug/07	15/Aug/07	15/Aug/07	16/Sep/08
Lab report ID		405-003.04_Soil	80817021	80817021	80817021	80817021	80817021	80817021	80817021	80817021	80817021	90917051
Consultants		Hemmera	Hemmera	Hemmera	Hemmera	Hemmera	Hemmera	Hemmera	Hemmera	Hemmera	Hemmera	Hemmera
Depth (m)		1.83 – 2.44	1.828 – 2.286	3.2 – 3.657	1.828 – 2.286	4.114 – 4.57	2.286 – 2.743	3.2 – 3.657	1.7 – 2.286	2.667 – 3.048	1.35 – 1.7	
Benzene	0.04	<0.03	<0.04	<0.04	<0.04	<0.04	<0.04	<0.04	<0.04	<0.04	<0.04	
Ethylbenzene	1	<0.03	<0.5	<0.5	<0.5	<0.5	<0.5	<0.5	<0.5	<0.5	<0.5	
Styrene	5	<0.03	<0.1	<0.1	<0.1	<0.1	<0.1	<0.1	<0.1	<0.1	<0.1	
Toluene	1.5	<0.03	<0.5	<0.5	<0.5	<0.5	<0.5	<0.5	<0.5	<0.5	<0.5	
m+p-Xylene	-	-	-	-	-	-	-	-	-	-	-	
o-Xylene	-	-	-	-	-	-	-	-	-	-	-	
Xylenes (total)	5	<0.03	<0.1	<0.1	<0.1	<0.1	<0.1	<0.1	<0.1	<0.1	<0.1	

Area ID	BC CSR IL (Relocation to Non-Ag)	25, 32	25, 32	25, 32	25, 32	25, 32	25, 32	25, 32	25, 32	25, 32	25, 26, 27, 32	
Station ID		BH08-12	BH08-12	MW08-10	MW08-10	MW08-11	MW08-11	MW08-13	MW08-13	MW08-13	MW08-13	BV-11BH-01M
Field label		BH08-12.5	BH08-12.4	MW08-10.3	MW08-10.4	MW08-11.2	MW08-11.4	MW08-13.2	MW08-13.4	MW08-13.5	MW08-13.5	BV-11BH-01M-2
Duplicate ID												
Date		16/Sep/08	16/Sep/08	16/Sep/08	16/Sep/08	16/Sep/08	16/Sep/08	16/Sep/08	16/Sep/08	16/Sep/08	16/Sep/08	15/Dec/11
Lab report ID		90917051	90917051	90917051	90917051	90917051	90917051	90917051	90917051	90917051	90917051	11V559640
Consultants		Hemmera	Hemmera	Hemmera	Hemmera	Hemmera	Hemmera	Hemmera	Hemmera	Hemmera	Hemmera	Franz
Depth (m)		1.35 – 1.7	1.7 – 2.31	2.12 – 2.43	2.87 – 3.35	1.5 – 2	2.75 – 3.04	0.92 – 1.53	1.83 – 2.44	3.35 – 3.97	0.5 – 1	
Benzene	0.04	<0.04	<0.04	<0.04	<0.04	<0.04	<0.04	<0.04	<0.04	<0.04	<0.02	
Ethylbenzene	1	<0.5	<0.5	<0.5	<0.5	<0.5	<0.5	<0.5	<0.5	<0.5	<0.05	
Styrene	5	<0.1	<0.1	<0.1	<0.1	<0.1	<0.1	<0.1	<0.1	<0.1	<0.05	
Toluene	1.5	<0.5	<0.5	<0.5	<0.5	<0.5	<0.5	<0.5	<0.5	<0.5	<0.05	
m+p-Xylene	-	-	-	-	-	-	-	-	-	-	<0.05	
o-Xylene	-	-	-	-	-	-	-	-	-	-	<0.05	
Xylenes (total)	5	<0.1	<0.1	<0.1	<0.1	<0.1	<0.1	<0.1	<0.1	<0.1	<0.05	

Area ID	BC CSR IL (Relocation to Non-Ag)	25, 26, 27, 30	25, 26, 27, 30	25, 26, 27, 30	25, 26, 27, 30	25, 26, 27, 30	25, 26, 27, 30	25, 26, 27, 30	25, 26, 27, 30	25, 26, 27, 30	25, 26, 27, 30	21
Station ID		BV-11BH-01M	BV-11BH-02M	BV-11BH-02M	BV-11BH-03M	BV-11BH-03M	BV-11BH-04M	BV-11BH-04M	BV-11BH-05M	BV-11BH-05M	BV-11BH-05M	BV-11BH-07M
Field label		BV-11BH-01M-5	BV-11BH-02M-2	BV-11BH-02M-3	BV-11BH-03M-1	BV-11BH-03M-3	BV-11BH-04M-1	BV-11BH-04M-3	BV-11BH-05M-1	BV-11BH-05M-5	BV-11BH-05M-5	BV-11BH-07M-2
Duplicate ID												BV-DUP8
Date		15/Dec/11	17/Dec/11	17/Dec/11	16/Dec/11	16/Dec/11	19/Dec/11	19/Dec/11	19/Dec/11	19/Dec/11	19/Dec/11	19/Dec/11
Lab report ID		11V559640	11V560614	11V560614	11V560293	11V560293	11V560784	11V560784	11V560784	11V560784	11V560784	11V560784
Consultants		Franz	Franz	Franz	Franz	Franz	Franz	Franz	Franz	Franz	Franz	Franz
Depth (m)		3 – 4	0.5 – 1	1.5 – 2	0.5 – 1	2 – 3	0 – 0.5	1.5 – 2	0 – 0.5	3 – 4	0.5 – 1	0.5 – 1
Benzene	0.04	<0.02	<0.02	<0.02	<0.02	<0.02	<0.02	<0.02	<0.02	<0.02	<0.02	<0.02
Ethylbenzene	1	<0.05	<0.05	<0.05	<0.05	<0.05	<0.05	<0.05	<0.05	<0.05	<0.05	<0.05
Styrene	5	<0.05	<0.05	<0.05	<0.05	<0.05	<0.05	<0.05	<0.05	<0.05	<0.05	<0.05
Toluene	1.5	<0.05	<0.05	<0.05	<0.05	<0.05	<0.05	<0.05	<0.05	<0.05	<0.05	<0.05
m+p-Xylene	-	<0.05	<0.05	<0.05	<0.05	<0.05	<0.05	<0.05	<0.05	<0.05	<0.05	<0.05
o-Xylene	-	<0.05	<0.05	<0.05	<0.05	<0.05	<0.05	<0.05	<0.05	<0.05	<0.05	<0.05
Xylenes (total)	5	<0.05	<0.05	<0.05	<0.05	<0.05	<0.05	<0.05	<0.05	<0.05	<0.05	<0.05

Area ID	BC CSR IL (Relocation to Non-Ag)	21	21
Station ID		BV-11BH-07M	BV-11BH-07M
Field label		BV-DUP8	BV-11BH-07M-3
Duplicate ID		BV-11BH-07M-2	
Date		19/Dec/11	19/Dec/11
Lab report ID		11V560784	11V560784
Consultants		Franz	Franz
Depth (m)	0.5 – 1	1.5 – 2	
Benzene	0.04	<0.02	<0.02
Ethylbenzene	1	<0.05	<0.05
Styrene	5	<0.05	<0.05
Toluene	1.5	<0.05	<0.05
m+p-Xylene	-	<0.05	<0.05
o-Xylene	-	<0.05	<0.05
Xylenes (total)	5	<0.05	<0.05

Notes

All units in ug/g.
 "-" indicates that there is no applicable standard or analyses were not performed.
 Red cells indicates parameter exceeds BC CSR IL (Relocation to Non-Ag). (Current as of 14-November-2012)

Table 63
Soil Analytical Results - Metals
Lot 6, Surrey-Brownsville Site

Area ID	CCME IL	BC CSR IL	25, 26, 27, 30	25, 26, 27, 30	25, 26, 27, 30	25, 26, 27, 30	25, 26, 27, 30	25, 26, 27, 30	25, 26, 27, 30	25, 26, 27, 30	25, 26, 27, 30	25, 26, 27, 30	25, 26, 27, 30	25, 26, 27, 30	
Station ID			BV-11BH-01M	BV-11BH-01M	BV-11BH-01M	BV-11BH-02M	BV-11BH-02M	BV-11BH-03M	BV-11BH-03M	BV-11BH-04M	BV-11BH-04M	BV-11BH-04M	BV-11BH-04M	BV-11BH-05M	BV-11BH-05M
Field label			BV-11BH-01M-2	BV-11BH-01M-5	BV-Dup5	BV-11BH-02M-2	BV-11BH-02M-3	BV-11BH-03M-1	BV-11BH-03M-3	BV-11BH-04M-1	BV-11BH-04M-3	BV-Dup9	BV-11BH-04M-3	BV-11BH-05M-1	BV-11BH-05M-5
Duplicate ID				BV-Dup5	BV-11BH-01M-5							BV-Dup9	BV-11BH-04M-3		BV-Dup10
Date			14/Dec/11	14/Dec/11	14/Dec/11	16/Dec/11	16/Dec/11	15/Dec/11	15/Dec/11	17/Dec/11	17/Dec/11	17/Dec/11	17/Dec/11	17/Dec/11	17/Dec/11
Lab report ID			11V559640	11V559640	11V559640	11V560614	11V560614	11V560293	11V560293	11V560784	11V560784	11V560784	11V560784	11V560784	11V560784
Consultants			Franz	Franz	Franz	Franz	Franz	Franz	Franz	Franz	Franz	Franz	Franz	Franz	Franz
Depth (m)			0.5 - 1	3 - 4	3 - 4	0.5 - 1	1.5 - 2	0.5 - 1	2 - 3	0 - 0.5	1.5 - 2	1.5 - 2	0 - 0.5	0 - 0.5	3 - 4
pH	6 to 8	-	7.5	7.6	7.5	7.3	6.6	7.5	7.1	6.9	7	7.1	7	7.1	
Antimony	40	40	0.31	0.56	0.64	0.19	0.52	0.39	0.82	0.56	0.66	0.29	0.92	0.48	
Arsenic	12	15	3.6	17.2	17.5	2.8	7.9	4.3	10.0	4.4	7.0	5.4	5.2	11.7	
Barium	2000	400	57.9	87.7	86.9	49.0	97.1	74.7	83.8	80.5	57.0	54.7	69.5	81.0	
Beryllium	8	8	0.21	0.34	0.31	0.17	0.34	0.21	0.24	0.24	0.20	0.18	0.21	0.26	
Boron	-	-	0.1	0.4	0.4	<0.1	1.4	0.2	0.2	1.2	0.2	0.2	0.3	0.2	
Cadmium	22	2 to 25	0.12	0.31	0.31	0.12	0.26	0.14	0.22	0.37	0.12	0.12	0.22	0.22	
Chromium	87	60	25	43	40	27	43	27	29	37	30	28	29	35	
Cobalt	300	300	7.2	11.4	11.0	7.5	12.4	8.6	9.6	8.5	8.2	7.9	8.3	10.6	
Copper	91	250	18.0	30.7	30.3	14.4	29.5	37.3	22.6	27.3	16.7	15.2	24.0	27.6	
Lead	600	2000	3.30	7.65	7.39	2.75	8.09	3.62	7.24	18.60	3.24	2.89	14.80	5.59	
Mercury	50	150	0.02	0.06	0.06	0.02	0.07	0.03	0.04	0.05	0.03	0.02	0.04	0.04	
Molybdenum	40	40	0.72	0.81	0.80	0.33	0.72	0.60	0.94	2.24	0.47	0.42	0.75	0.58	
Nickel	50	500	30.1	37.8	37.5	31.9	47.3	30.0	34.9	31.1	32.0	31.2	30.1	36.4	
Selenium	2.9	10	0.2	0.6	0.6	0.1	0.5	0.3	0.4	0.4	0.2	0.3	0.3	0.4	
Silver	40	40	<0.05	0.10	0.10	<0.05	0.09	0.05	0.07	0.09	0.06	<0.05	0.06	0.07	
Thallium	1	-	<0.05	0.09	0.09	<0.05	0.09	0.06	0.08	0.07	0.06	<0.05	0.06	0.08	
Tin	300	300	0.28	0.70	0.93	0.45	0.82	0.29	0.48	1.30	0.32	0.35	0.86	0.49	
Uranium	300	200	0.38	0.70	0.69	0.26	0.60	0.39	0.55	0.54	0.39	0.33	0.43	0.54	
Vanadium	130	-	36	44	43	42	50	37	39	40	41	40	43	46	
Zinc	360	300 to 600	39	66	64	36	67	47	48	108	40	41	125	60	

Area ID	CCME IL	BC CSR IL	25, 26, 27, 30	23	23
Station ID			BV-11BH-05M	BV-11BH-09M	BV-11BH-09M
Field label			BV-Dup10	BV-11BH-09M-1	BV-11BH-09M-5
Duplicate ID			BV-11BH-05M-5		
Date			17/Dec/11	14/Dec/11	14/Dec/11
Lab report ID			11V560784	11V559640	11V559640
Consultants				Franz	Franz
Depth (m)			3 - 4	0 - 0.5	3 - 4
pH	6 to 8	-	7.2	7.3	
Antimony	40	40	0.44	2.05	0.49
Arsenic	12	15	14.6	4.5	6.2
Barium	2000	400	76.8	174.0	93.3
Beryllium	8	8	0.27	0.26	0.32
Boron	-	-	0.2	1.5	0.8
Cadmium	22	2 to 25	0.24	0.25	0.27
Chromium	87	60	34	38	34
Cobalt	300	300	10.4	7.5	11.6
Copper	91	250	28.1	31.1	29.8
Lead	600	2000	6.34	18.10	7.47
Mercury	50	150	0.04	0.03	0.06
Molybdenum	40	40	0.70	2.14	0.69
Nickel	50	500	36.4	29.0	38.6
Selenium	2.9	10	0.4	0.3	0.6
Silver	40	40	0.08	0.08	0.09
Thallium	1	-	0.08	<0.05	0.08
Tin	300	300	0.46	3.92	1.70
Uranium	300	200	0.55	0.84	0.67
Vanadium	130	-	44	40	47
Zinc	360	300 to 600	59	80	64

Notes

All units in ug/g.
 "-" indicates that there is no applicable standard or analyses were not performed.
 Red cells indicates parameter exceeds CCME IL. (Current as of 13-November-2012)
 Bold indicates parameter exceeds BC CSR IL. (Current as of 13-November-2012)

Table 64
Soil Analytical Results Compared to CSR Schedule 7 - Metals
Lot 6, Surrey-Brownsville Site

Area ID	BC CSR IL (Relocation to Non-Ag)	25, 26, 27, 30	25, 26, 27, 30	25, 26, 27, 30	25, 26, 27, 30	25, 26, 27, 30	25, 26, 27, 30	25, 26, 27, 30	25, 26, 27, 30	25, 26, 27, 30	25, 26, 27, 30	
Station ID		BV-11BH-01M	BV-11BH-01M	BV-11BH-01M	BV-11BH-02M	BV-11BH-02M	BV-11BH-03M	BV-11BH-03M	BV-11BH-04M	BV-11BH-04M	BV-11BH-04M	
Field label		BV-11BH-01M-2	BV-11BH-01M-5	BV-Dup5	BV-11BH-02M-2	BV-11BH-02M-3	BV-11BH-03M-1	BV-11BH-03M-3	BV-11BH-04M-1	BV-11BH-04M-3	BV-Dup9	
Duplicate ID			BV-Dup5	BV-11BH-01M-5						BV-Dup9	BV-11BH-04M-3	
Date		15/Dec/11	15/Dec/11	15/Dec/11	17/Dec/11	17/Dec/11	16/Dec/11	16/Dec/11	19/Dec/11	19/Dec/11	19/Dec/11	
Lab report ID		11V559640	11V559640	11V559640	11V560614	11V560614	11V560293	11V560293	11V560784	11V560784	11V560784	
Consultants		Franz	Franz	Franz	Franz	Franz	Franz	Franz	Franz	Franz	Franz	
Depth (m)		0.5 – 1	3 – 4	3 – 4	0.5 – 1	1.5 – 2	0.5 – 1	2 – 3	0 – 0.5	1.5 – 2	1.5 – 2	
Antimony		20	0.31	0.56	0.64	0.19	0.52	0.39	0.82	0.56	0.66	0.29
Arsenic		15	3.6	17.2	17.5	2.8	7.9	4.3	10.0	4.4	7.0	5.4
Barium	400	57.9	87.7	86.9	49.0	97.1	74.7	83.8	80.5	57.0	54.7	
Beryllium	4	0.21	0.34	0.31	0.17	0.34	0.21	0.24	0.24	0.20	0.18	
Boron	-	0.1	0.4	0.4	<0.1	1.4	0.2	0.2	1.2	0.2	0.2	
Cadmium	1.5	0.12	0.31	0.31	0.12	0.26	0.14	0.22	0.37	0.12	0.12	
Chromium	60	25	43	40	27	43	27	29	37	30	28	
Cobalt	50	7.2	11.4	11.0	7.5	12.4	8.6	9.6	8.5	8.2	7.9	
Copper	90	18.0	30.7	30.3	14.4	29.5	37.3	22.6	27.3	16.7	15.2	
Lead	100	3.30	7.65	7.39	2.75	8.09	3.62	7.24	18.60	3.24	2.89	
Mercury	15	0.02	0.06	0.06	0.02	0.07	0.03	0.04	0.05	0.03	0.02	
Molybdenum	10	0.72	0.81	0.80	0.33	0.72	0.60	0.94	2.24	0.47	0.42	
Nickel	100	30.1	37.8	37.5	31.9	47.3	30.0	34.9	31.1	32.0	31.2	
Selenium	3	0.2	0.6	0.6	0.1	0.5	0.3	0.4	0.4	0.2	0.3	
Silver	20	<0.05	0.10	0.10	<0.05	0.09	0.05	0.07	0.09	0.06	<0.05	
Thallium	-	<0.05	0.09	0.09	<0.05	0.09	0.06	0.08	0.07	0.06	<0.05	
Tin	50	0.28	0.70	0.93	0.45	0.82	0.29	0.48	1.30	0.32	0.35	
Uranium	-	0.38	0.70	0.69	0.26	0.60	0.39	0.55	0.54	0.39	0.33	
Vanadium	200	36	44	43	42	50	37	39	40	41	40	
Zinc	150	39	66	64	36	67	47	48	108	40	41	

Area ID	BC CSR IL (Relocation to Non-Ag)	25, 26, 27, 30	25, 26, 27, 30	25, 26, 27, 30	23	23	
Station ID		BV-11BH-05M	BV-11BH-05M	BV-11BH-05M	BV-11BH-09M	BV-11BH-09M	
Field label		BV-11BH-05M-1	BV-11BH-05M-5	BV-Dup10	BV-11BH-09M-1	BV-11BH-09M-5	
Duplicate ID			BV-Dup10	BV-11BH-05M-5			
Date		19/Dec/11	19/Dec/11	19/Dec/11	15/Dec/11	15/Dec/11	
Lab report ID		11V560784	11V560784	11V560784	11V559640	11V559640	
Consultants		Franz	Franz	Franz	Franz	Franz	
Depth (m)		0 – 0.5	3 – 4	3 – 4	0 – 0.5	3 – 4	
Antimony		20	0.92	0.48	0.44	2.05	0.49
Arsenic		15	5.2	11.7	14.6	4.5	6.2
Barium	400	69.5	81.0	76.8	174.0	93.3	
Beryllium	4	0.21	0.26	0.27	0.26	0.32	
Boron	-	0.3	0.2	0.2	1.5	0.8	
Cadmium	1.5	0.22	0.22	0.24	0.25	0.27	
Chromium	60	29	35	34	38	34	
Cobalt	50	8.3	10.6	10.4	7.5	11.6	
Copper	90	24.0	27.6	28.1	31.1	29.8	
Lead	100	14.80	5.59	6.34	18.10	7.47	
Mercury	15	0.04	0.04	0.04	0.03	0.06	
Molybdenum	10	0.75	0.58	0.70	2.14	0.69	
Nickel	100	30.1	36.4	36.4	29.0	38.6	
Selenium	3	0.3	0.4	0.4	0.3	0.6	
Silver	20	0.06	0.07	0.08	0.08	0.09	
Thallium	-	0.06	0.08	0.08	<0.05	0.08	
Tin	50	0.86	0.49	0.46	3.92	1.70	
Uranium	-	0.43	0.54	0.55	0.84	0.67	
Vanadium	200	43	46	44	40	47	
Zinc	150	125	60	59	80	64	

Notes

All units in ug/g.

"-" indicates that there is no applicable standard or analyses were not performed.

Red cells indicates parameter exceeds BC CSR IL (Relocation to Non-Ag). (Current as of 14-November-2012)

Table 65
Soil Analytical Results - Polycyclic Aromatic Hydrocarbons
Lot 6, Surrey-Brownsville Site

Area ID	CCME IL	BC CSR IL	25, 26, 27, 30	25, 26, 27, 30	25, 26, 27, 30	25, 26, 27, 30	25, 26, 27, 30	25, 26, 27, 30	25, 26, 27, 30	25, 26, 27, 30	25, 26, 27, 30	25, 26, 27, 30	21	21
Station ID			BV-11BH-01M	BV-11BH-01M	BV-11BH-02M	BV-11BH-02M	BV-11BH-03M	BV-11BH-03M	BV-11BH-04M	BV-11BH-04M	BV-11BH-05M	BV-11BH-05M	BV-11BH-07M	BV-11BH-07M
Field label														
Duplicate ID													BV-DUP8	BV-11BH-07M-2
Date													17/Dec/11	17/Dec/11
Lab report ID													11V560784	11V560784
Consultants													Franz	Franz
Depth (m)													0.5 - 1	0.5 - 1
Acenaphthene	0.28	-	<0.01	0.01	<0.01	0.02	<0.01	<0.01	<0.01	<0.01	<0.01	<0.01	<0.01	<0.01
Acenaphthylene	320	-	<0.01	0.01	<0.01	0.01	<0.01	<0.01	<0.01	<0.01	<0.01	0.02	<0.01	<0.01
Anthracene	32	-	<0.02	<0.02	<0.02	0.04	<0.02	<0.02	<0.02	<0.02	<0.02	0.02	<0.02	<0.02
Benzo[a]anthracene	10	10	<0.02	<0.02	<0.02	0.29	<0.02	<0.02	<0.02	<0.02	<0.02	0.13	<0.02	<0.02
Benzo[a]pyrene	72	10	<0.05	<0.05	<0.05	0.38	<0.05	<0.05	<0.05	<0.05	<0.05	0.15	<0.05	<0.05
Benzo[b]fluoranthene	10	10	<0.02	<0.02	<0.02	0.30	<0.02	<0.02	<0.02	<0.02	<0.02	0.11	<0.02	<0.02
Benzo[ghi]perylene	-	-	<0.05	<0.05	<0.05	0.19	<0.05	<0.05	<0.05	<0.05	<0.05	0.07	<0.05	<0.05
Benzo[k]fluoranthene	10	10	<0.02	<0.02	<0.02	0.17	<0.02	<0.02	<0.02	<0.02	<0.02	0.06	<0.02	<0.02
Chrysene	-	-	<0.05	<0.05	<0.05	0.37	<0.05	<0.05	<0.05	<0.05	<0.05	0.19	<0.05	<0.05
Dibenzo[a,h]anthracene	10	10	<0.02	<0.02	<0.02	0.04	<0.02	<0.02	<0.02	<0.02	<0.02	0.02	<0.02	<0.02
Fluoranthene	180	-	<0.05	<0.05	<0.05	0.59	<0.05	<0.05	<0.05	<0.05	<0.05	0.29	<0.05	<0.05
Fluorene	0.25	-	<0.02	<0.02	<0.02	<0.02	<0.02	<0.02	<0.02	<0.02	<0.02	<0.02	0.03	0.02
Indeno[1,2,3-cd]pyrene	10	10	<0.02	<0.02	<0.02	0.18	<0.02	<0.02	<0.02	<0.02	<0.02	0.06	<0.02	<0.02
2-Methylnaphthalene	-	-	<0.01	<0.01	0.03	0.01	<0.01	<0.01	0.01	<0.01	<0.01	<0.01	0.14	0.14
Naphthalene	0.013	50	<0.01	0.03	0.02	0.10	<0.01	0.01	0.02	<0.01	<0.01	0.01	0.02	0.02
Phenanthrene	0.046	50	<0.02	0.04	0.02	0.17	0.02	<0.02	0.04	<0.02	<0.02	0.05	0.07	0.07
Pyrene	100	100	<0.02	0.04	<0.02	0.63	<0.02	<0.02	0.06	<0.02	<0.02	0.38	<0.02	0.02
Total PAHs IACR (Calculated) - Calculated	1	-	0.569	0.569	0.569	3.271	0.569	0.569	0.579	0.569	0.569	1.310	0.569	0.569
Total PAHs TEQ (calculated) - Calculated	5.3	-	0.115	0.115	0.115	0.943	0.115	0.115	0.125	0.115	0.115	0.362	0.115	0.115

Area ID	CCME IL	BC CSR IL	21	22	22	23	23
Station ID			BV-11BH-07M	BV-11BH-08M	BV-11BH-08M	BV-11BH-09M	BV-11BH-09M
Field label							
Duplicate ID							
Date							
Lab report ID							
Consultants							
Depth (m)							
Acenaphthene	0.28	-	<0.01	<0.01	<0.01	<0.01	<0.01
Acenaphthylene	320	-	<0.01	<0.01	<0.01	0.01	<0.01
Anthracene	32	-	<0.02	<0.02	<0.02	<0.02	<0.02
Benzo[a]anthracene	10	10	<0.02	<0.02	<0.02	<0.02	<0.02
Benzo[a]pyrene	72	10	<0.05	<0.05	<0.05	<0.05	<0.05
Benzo[b]fluoranthene	10	10	<0.02	<0.02	<0.02	<0.02	<0.02
Benzo[ghi]perylene	-	-	<0.05	<0.05	<0.05	<0.05	<0.05
Benzo[k]fluoranthene	10	10	<0.02	<0.02	<0.02	<0.02	<0.02
Chrysene	-	-	<0.05	<0.05	<0.05	<0.05	<0.05
Dibenzo[a,h]anthracene	10	10	<0.02	<0.02	<0.02	<0.02	<0.02
Fluoranthene	180	-	<0.05	<0.05	<0.05	<0.05	<0.05
Fluorene	0.25	-	<0.02	<0.02	<0.02	<0.02	<0.02
Indeno[1,2,3-cd]pyrene	10	10	<0.02	<0.02	<0.02	<0.02	<0.02
2-Methylnaphthalene	-	-	0.05	<0.01	<0.01	0.04	<0.01
Naphthalene	0.013	50	0.07	<0.01	<0.01	0.09	0.01
Phenanthrene	0.046	50	0.05	<0.02	<0.02	0.02	0.03
Pyrene	100	100	0.04	<0.02	<0.02	0.03	0.03
Total PAHs IACR (Calculated) - Calculated	1	-	0.569	0.569	0.569	0.569	0.569
Total PAHs TEQ (calculated) - Calculated	5.3	-	0.115	0.115	0.115	0.115	0.115

Notes

All units in ug/g.
 "-" indicates that there is no applicable standard or analyses were not performed.
 Red cells indicates parameter exceeds CCME IL. (Current as of 13-November-2012)
 Bold indicates parameter exceeds BC CSR IL. (Current as of 13-November-2012)

Table 66
Soil Analytical Results Compared to CSR Schedule 7 - PAHs
Lot 6, Surrey-Brownsville Site

Area ID	BC CSR IL (Relocation to Non-Ag)	25, 26, 27, 30	25, 26, 27, 30	25, 26, 27, 30	25, 26, 27, 30	25, 26, 27, 30	25, 26, 27, 30	25, 26, 27, 30	25, 26, 27, 30	25, 26, 27, 30	25, 26, 27, 30
Station ID		BV-11BH-01M	BV-11BH-01M	BV-11BH-02M	BV-11BH-02M	BV-11BH-03M	BV-11BH-03M	BV-11BH-04M	BV-11BH-04M	BV-11BH-05M	BV-11BH-05M
Field label		BV-11BH-01M-2	BV-11BH-01M-5	BV-11BH-02M-2	BV-11BH-02M-3	BV-11BH-03M-1	BV-11BH-03M-3	BV-11BH-04M-1	BV-11BH-04M-3	BV-11BH-05M-1	BV-11BH-05M-5
Duplicate ID											
Date		15/Dec/11	15/Dec/11	17/Dec/11	17/Dec/11	16/Dec/11	16/Dec/11	19/Dec/11	19/Dec/11	19/Dec/11	19/Dec/11
Lab report ID		11V559640	11V559640	11V560614	11V560614	11V560293	11V560293	11V560784	11V560784	11V560784	11V560784
Consultants		Franz	Franz	Franz	Franz	Franz	Franz	Franz	Franz	Franz	Franz
Depth (m)		0.5 - 1	3 - 4	0.5 - 1	1.5 - 2	0.5 - 1	2 - 3	0 - 0.5	1.5 - 2	0 - 0.5	3 - 4
Acenaphthene	-	<0.01	0.01	<0.01	0.02	<0.01	<0.01	<0.01	<0.01	<0.01	<0.01
Acenaphthylene	-	<0.01	0.01	<0.01	0.01	<0.01	<0.01	<0.01	<0.01	<0.01	0.02
Anthracene	-	<0.02	<0.02	<0.02	0.04	<0.02	<0.02	<0.02	<0.02	<0.02	0.02
Benzo[a]anthracene	1	<0.02	<0.02	<0.02	0.29	<0.02	<0.02	0.02	<0.02	<0.02	0.13
Benzo[a]pyrene	1	<0.05	<0.05	<0.05	0.38	<0.05	<0.05	<0.05	<0.05	<0.05	0.15
Benzo[b]fluoranthene	1	<0.02	<0.02	<0.02	0.30	<0.02	<0.02	0.03	<0.02	<0.02	0.11
Benzo[ghi]perylene	-	<0.05	<0.05	<0.05	0.19	<0.05	<0.05	<0.05	<0.05	<0.05	0.07
Benzo[k]fluoranthene	1	<0.02	<0.02	<0.02	0.17	<0.02	<0.02	<0.02	<0.02	<0.02	0.06
Chrysene	-	<0.05	<0.05	<0.05	0.37	<0.05	<0.05	<0.05	<0.05	<0.05	0.19
Dibenzo[a,h]anthracene	1	<0.02	<0.02	<0.02	0.04	<0.02	<0.02	<0.02	<0.02	<0.02	0.02
Fluoranthene	-	<0.05	<0.05	<0.05	0.59	<0.05	<0.05	0.06	<0.05	<0.05	0.29
Fluorene	-	<0.02	<0.02	<0.02	<0.02	<0.02	<0.02	<0.02	<0.02	<0.02	<0.02
Indeno[1,2,3-cd]pyrene	1	<0.02	<0.02	<0.02	0.18	<0.02	<0.02	<0.02	<0.02	<0.02	0.06
2-Methylnaphthalene	-	<0.01	<0.01	0.03	0.01	<0.01	<0.01	0.01	<0.01	<0.01	<0.01
Naphthalene	5	<0.01	0.03	0.02	0.10	<0.01	0.01	0.02	<0.01	<0.01	0.01
Phenanthrene	5	<0.02	0.04	0.02	0.17	0.02	<0.02	0.04	<0.02	<0.02	0.05
Pyrene	10	<0.02	0.04	<0.02	0.63	<0.02	<0.02	0.06	<0.02	<0.02	0.38

Area ID	BC CSR IL (Relocation to Non-Ag)	21	21	21	22	22	23	23
Station ID		BV-11BH-07M	BV-11BH-07M	BV-11BH-07M	BV-11BH-08M	BV-11BH-08M	BV-11BH-09M	BV-11BH-09M
Field label		BV-11BH-07M-2	BV-DUP8	BV-11BH-07M-3	BV-11BH-08M-1	BV-11BH-08M-4	BV-11BH-09M-1	BV-11BH-09M-5
Duplicate ID		BV-DUP8	BV-11BH-07M-2					
Date		19/Dec/11	19/Dec/11	19/Dec/11	17/Dec/11	17/Dec/11	15/Dec/11	15/Dec/11
Lab report ID		11V560784	11V560784	11V560784	11V560614	11V560614	11V559640	11V559640
Consultants		Franz	Franz	Franz	Franz	Franz	Franz	Franz
Depth (m)		0.5 - 1	0.5 - 1	1.5 - 2	0.35 - 0.5	2 - 3	0 - 0.5	3 - 4
Acenaphthene	-	<0.01	<0.01	<0.01	<0.01	<0.01	<0.01	<0.01
Acenaphthylene	-	<0.01	<0.01	0.01	<0.01	<0.01	0.01	<0.01
Anthracene	-	<0.02	<0.02	<0.02	<0.02	<0.02	<0.02	<0.02
Benzo[a]anthracene	1	<0.02	<0.02	<0.02	<0.02	<0.02	<0.02	<0.02
Benzo[a]pyrene	1	<0.05	<0.05	<0.05	<0.05	<0.05	<0.05	<0.05
Benzo[b]fluoranthene	1	<0.02	<0.02	<0.02	<0.02	<0.02	<0.02	<0.02
Benzo[ghi]perylene	-	<0.05	<0.05	<0.05	<0.05	<0.05	<0.05	<0.05
Benzo[k]fluoranthene	1	<0.02	<0.02	<0.02	<0.02	<0.02	<0.02	<0.02
Chrysene	-	<0.05	<0.05	<0.05	<0.05	<0.05	<0.05	<0.05
Dibenzo[a,h]anthracene	1	<0.02	<0.02	<0.02	<0.02	<0.02	<0.02	<0.02
Fluoranthene	-	<0.05	<0.05	<0.05	<0.05	<0.05	<0.05	<0.05
Fluorene	-	0.03	0.02	<0.02	<0.02	<0.02	<0.02	<0.02
Indeno[1,2,3-cd]pyrene	1	<0.02	<0.02	<0.02	<0.02	<0.02	<0.02	<0.02
2-Methylnaphthalene	-	0.14	0.14	0.05	<0.01	<0.01	0.04	<0.01
Naphthalene	5	0.02	0.02	0.07	<0.01	<0.01	0.09	0.01
Phenanthrene	5	0.07	0.07	0.05	<0.02	<0.02	0.02	0.03
Pyrene	10	<0.02	0.02	0.04	<0.02	<0.02	0.03	0.03

Notes
All units in ug/g.
"-" indicates that there is no applicable standard or analyses were not performed.
Red cells indicates parameter exceeds BC CSR IL (Relocation to Non-Ag). (Current as of 14-November-2012)

Table 68
Soil Analytical Results Compared to CSR Schedule 7 - Petroleum Hydrocarbons
Lot 6, Surrey-Brownsville Site

Area ID	BC CSR IL (Relocation to Non-Ag)	25, 30,34	25, 32	25, 30,34	25, 30,34	25, 30,34	25, 30,34	25, 30,34	25, 30,34	25, 30,34	25, 30,34
Station ID		MW06-2	MW06-3	MW07-6	MW07-6	MW07-7	MW07-7	MW07-8	MW07-8	MW07-9	MW07-9
Field label		MW06-2-3	MW06-3-3	MW07-6-4	MW07-6-7	MW07-7-5	MW07-7-9	MW07-8-5	MW07-8-7	MW07-9-3	MW07-9-5
Duplicate ID											
Date		29/Jun/06	29/Jun/06	15/Aug/07	15/Aug/07	15/Aug/07	15/Aug/07	15/Aug/07	15/Aug/07	15/Aug/07	15/Aug/07
Lab report ID		405-003.04 Soil	405-003.04 Soil	80817021	80817021	80817021	80817021	80817021	80817021	80817021	80817021
Consultants		Hemmera	Hemmera	Hemmera	Hemmera	Hemmera	Hemmera	Hemmera	Hemmera	Hemmera	Hemmera
Depth (m)		1.83 – 2.44	1.524 – 1.98	1.828 – 2.286	3.2 – 3.657	1.828 – 2.286	4.114 – 4.57	2.286 – 2.743	3.2 – 3.657	1.7 – 2.286	2.667 – 3.048
EPH (C10-C19)		2000	970	<250	770	-	390	-	-	<250	<250
EPH (C19-C32)		5000	<250	<250	<250	-	<250	-	-	<250	<250
LEPH		1000	970	-	-	-	-	-	-	-	-
HEPH	1000	<250	-	-	-	-	-	-	-	-	
VH C6-C10	-	960	-	960	110	<100	<100	110	<100	<100	
VPH (VH6-10) minus BTEX	200	960	-	960	110	<100	<100	110	<100	<100	
F1 (C6-C10)	-	-	-	-	-	-	-	-	-	-	
F1 (C6-C10) minus BTEX	-	-	-	-	-	-	-	-	-	-	
F2 (C10-C16)	-	-	-	-	-	-	-	-	-	-	
F3 (C16-C34)	-	-	-	-	-	-	-	-	-	-	
F4 (C34-C50)	-	-	-	-	-	-	-	-	-	-	

Area ID	BC CSR IL (Relocation to Non-Ag)	25, 30,34	25, 30,34	25, 30,34	25, 30,34	25, 30,34	25, 30,34	25, 30,34	25, 30,34	25, 30,34	25, 30,34
Station ID		BH08-12	BH08-12	BH08-12	MW08-10	MW08-10	MW08-11	MW08-11	MW08-13	MW08-13	MW08-13
Field label		BH08-12.3	BH08-12.5	BH08-12.4	MW08-10.3	MW08-10.4	MW08-11.2	MW08-11.4	MW08-13.2	MW08-13.4	MW08-13.5
Duplicate ID											
Date		16/Sep/08	16/Sep/08	16/Sep/08	16/Sep/08	16/Sep/08	16/Sep/08	16/Sep/08	16/Sep/08	16/Sep/08	16/Sep/08
Lab report ID		90917051	90917051	90917051	90917051	90917051	90917051	90917051	90917051	90917051	90917051
Consultants		Hemmera	Hemmera	Hemmera	Hemmera	Hemmera	Hemmera	Hemmera	Hemmera	Hemmera	Hemmera
Depth (m)		1.35 – 1.7	1.35 – 1.7	1.7 – 2.31	2.12 – 2.43	2.87 – 3.35	1.5 – 2	2.75 – 3.04	0.92 – 1.53	1.83 – 2.44	3.35 – 3.97
EPH (C10-C19)		2000	-	-	-	-	-	-	-	-	-
EPH (C19-C32)		5000	-	-	-	-	-	-	-	-	-
LEPH		1000	-	-	-	-	-	-	-	-	-
HEPH	1000	-	-	-	-	-	-	-	-	-	
VH C6-C10	-	1200	3000	170	<100	<100	<100	<100	<100	<100	
VPH (VH6-10) minus BTEX	200	1200	3000	170	<100	<100	<100	<100	<100	<100	
F1 (C6-C10)	-	-	-	-	-	-	-	-	-	-	
F1 (C6-C10) minus BTEX	-	-	-	-	-	-	-	-	-	-	
F2 (C10-C16)	-	-	-	-	-	-	-	-	-	-	
F3 (C16-C34)	-	-	-	-	-	-	-	-	-	-	
F4 (C34-C50)	-	-	-	-	-	-	-	-	-	-	

Area ID	BC CSR IL (Relocation to Non-Ag)	25, 26, 27, 30	25, 26, 27, 30	25, 26, 27, 30	25, 26, 27, 30	25, 26, 27, 30	25, 26, 27, 30	25, 26, 27, 30	25, 26, 27, 30	25, 26, 27, 30	25, 26, 27, 30	
Station ID		BV-11BH-01M	BV-11BH-01M	BV-11BH-02M	BV-11BH-02M	BV-11BH-03M	BV-11BH-03M	BV-11BH-03M	BV-11BH-04M	BV-11BH-04M	BV-11BH-05M	BV-11BH-05M
Field label		BV-11BH-01M-2	BV-11BH-01M-5	BV-11BH-02M-2	BV-11BH-02M-3	BV-11BH-03M-1	BV-11BH-03M-3	BV-11BH-04M-1	BV-11BH-04M-3	BV-11BH-05M-1	BV-11BH-05M-5	
Duplicate ID												
Date		15/Dec/11	15/Dec/11	17/Dec/11	17/Dec/11	16/Dec/11	16/Dec/11	19/Dec/11	19/Dec/11	19/Dec/11	19/Dec/11	19/Dec/11
Lab report ID		11V559640	11V559640	11V560614	11V560614	11V560293	11V560293	11V560784	11V560784	11V560784	11V560784	11V560784
Consultants		Franz	Franz	Franz	Franz	Franz	Franz	Franz	Franz	Franz	Franz	Franz
Depth (m)		0.5 – 1	3 – 4	0.5 – 1	1.5 – 2	0.5 – 1	2 – 3	0 – 0.5	1.5 – 2	0 – 0.5	3 – 4	
EPH (C10-C19)		2000	-	-	-	-	-	-	-	-	-	-
EPH (C19-C32)		5000	-	-	-	-	-	-	-	-	-	-
LEPH		1000	<25	<25	<25	<25	<25	<25	<25	<25	<25	<25
HEPH	1000	<25	79	64	27	<25	71	170	<25	54	78	
VH C6-C10	-	-	-	-	-	-	-	-	-	-	-	
VPH (VH6-10) minus BTEX	200	<10	<10	<10	<10	<10	<10	<10	<10	<10	<10	
F1 (C6-C10)	-	<10	<10	<10	<10	<10	<10	<10	<10	<10	<10	
F1 (C6-C10) minus BTEX	-	<10	<10	<10	<10	<10	<10	<10	<10	<10	<10	
F2 (C10-C16)	-	<10	<10	<10	<10	<10	<10	<10	<10	11	<10	
F3 (C16-C34)	-	<10	97	108	20	<10	<10	314	<10	145	34	
F4 (C34-C50)	-	<10	39	412	65	<10	<10	205	19	524	63	

Area ID	BC CSR IL (Relocation to Non-Ag)	21	21	21	22	22	23	23
Station ID		BV-11BH-07M	BV-11BH-07M	BV-11BH-07M	BV-11BH-08M	BV-11BH-08M	BV-11BH-09M	BV-11BH-09M
Field label		BV-11BH-07M-2	BV-DUP8	BV-11BH-07M-3	BV-11BH-08M-1	BV-11BH-08M-4	BV-11BH-09M-1	BV-11BH-09M-5
Duplicate ID		BV-DUP8	BV-11BH-07M-2					
Date		19/Dec/11	19/Dec/11	19/Dec/11	17/Dec/11	17/Dec/11	15/Dec/11	15/Dec/11
Lab report ID		11V560784	11V560784	11V560784	11V560614	11V560614	11V559640	11V559640
Consultants		Franz	Franz	Franz	Franz	Franz	Franz	Franz
Depth (m)		0.5 – 1	0.5 – 1	1.5 – 2	0.35 – 0.5	2 – 3	0 – 0.5	3 – 4
EPH (C10-C19)		2000	-	-	-	-	-	-
EPH (C19-C32)		5000	-	-	-	-	-	-
LEPH		1000	30	<25	43	<25	<25	41
HEPH	1000	110	33	220	<25	<25	600	
VH C6-C10	-	-	-	-	-	-	-	
VPH (VH6-10) minus BTEX	200	<10	<10	<10	-	-	-	
F1 (C6-C10)	-	<10	<10	<10	-	-	-	
F1 (C6-C10) minus BTEX	-	<10	<10	<10	-	-	-	
F2 (C10-C16)	-	29	13	17	<10	<10	<10	
F3 (C16-C34)	-	206	136	150	<10	<10	494	
F4 (C34-C50)	-	92	80	112	<10	35	344	

Notes
All units in ug/g.
"-" indicates that there is no applicable standard or analyses were not performed.
Red cells indicates parameter exceeds BC CSR IL (Relocation to Non-Ag). (Current as of 14-November-2012)

Table 69
Soil Analytical Results - Phenols/Chlorophenols
Lot 6, Surrey-Brownsville Site

Area ID			25, 26, 27, 30	25, 26, 27, 30	25, 26, 27, 30	25, 26, 27, 30	25, 26, 27, 30	25, 26, 27, 30	25, 26, 27, 30	25, 26, 27, 30	25, 26, 27, 30	25, 26, 27, 30	23	23		
Station ID	CCME IL	BC CSR IL	BV-11BH-01M	BV-11BH-01M	BV-11BH-01M	BV-11BH-02M	BV-11BH-02M	BV-11BH-03M	BV-11BH-03M	BV-11BH-04M	BV-11BH-04M	BV-11BH-04M	BV-11BH-05M	BV-11BH-09M	BV-11BH-09M	
Field label			BV-11BH-01M-2	BV-11BH-01M-5	BV-Dup5	BV-11BH-02M-2	BV-11BH-02M-3	BV-11BH-03M-1	BV-11BH-03M-3	BV-11BH-04M-1	BV-11BH-04M-3	BV-Dup9	BV-11BH-04M-3	BV-11BH-05M-1	BV-11BH-09M-1	BV-11BH-09M-5
Duplicate ID				BV-Dup5	BV-11BH-01M-5							BV-Dup9	BV-11BH-04M-3			
Date			14/Dec/11	14/Dec/11	14/Dec/11	16/Dec/11	16/Dec/11	15/Dec/11	15/Dec/11	17/Dec/11	17/Dec/11	17/Dec/11	17/Dec/11	17/Dec/11	14/Dec/11	14/Dec/11
Lab report ID			11V559640	11V559640	11V559640	11V560614	11V560614	11V560293	11V560293	11V560784	11V560784	11V560784	11V560784	11V560784	11V559640	11V559640
Consultants			Franz	Franz	Franz	Franz	Franz	Franz	Franz	Franz	Franz	Franz	Franz	Franz	Franz	Franz
Depth (m)			0.5 - 1	3 - 4	3 - 4	0.5 - 1	1.5 - 2	0.5 - 1	2 - 3	0 - 0.5	1.5 - 2	1.5 - 2	0 - 0.5	0 - 0.5	0 - 0.5	3 - 4
Grain Type	coarse	fine	fine	coarse	coarse	coarse	coarse	coarse	coarse	coarse	coarse	coarse	coarse	fine		
pH	6 to 8	-	7.5	7.6	7.5	7.3	6.6	7.5	7.1	6.9	7	7.1	7	7.2	7.3	
4-Chloro-3-methylphenol	-	-	<0.005	<0.005	<0.005	<0.005	<0.005	<0.005	<0.005	<0.005	<0.005	<0.005	<0.005	<0.005	<0.005	
2-Chlorophenol	5	5	<0.002	<0.002	<0.002	<0.002	<0.002	<0.002	<0.002	<0.002	<0.002	<0.002	<0.002	<0.002	<0.002	
o-Cresol	-	10	<0.005	<0.005	<0.005	<0.005	<0.005	<0.005	<0.005	<0.005	<0.005	<0.005	<0.005	<0.005	<0.005	
m+p-Cresol	-	-	<0.005	<0.005	<0.005	<0.005	<0.005	<0.005	<0.005	<0.005	<0.005	<0.005	<0.005	<0.005	<0.005	
2,4-Dichlorophenol	5	5	<0.003	<0.003	<0.003	<0.002	<0.002	<0.002	<0.002	<0.002	<0.002	<0.002	<0.002	<0.003	<0.003	
2,6-Dichlorophenol	5	5	<0.005	<0.005	<0.005	<0.005	<0.005	<0.005	<0.005	<0.005	<0.005	<0.005	<0.005	<0.005	<0.005	
2,4-Dimethylphenol	10	10	<0.005	<0.005	<0.005	<0.005	<0.005	<0.005	<0.005	<0.005	<0.005	<0.005	<0.005	<0.005	<0.005	
2,4-Dinitrophenol	10	10	<0.005	<0.005	<0.005	<0.005	<0.005	<0.005	<0.005	<0.005	<0.005	<0.005	<0.005	<0.005	<0.005	
Dinoseb	-	620	<0.005	<0.005	<0.005	<0.005	<0.005	<0.005	<0.005	<0.005	<0.005	<0.005	<0.005	<0.005	<0.005	
2-Methyl 4,6-dinitrophenol	10	10	<0.005	<0.005	<0.005	<0.005	<0.005	<0.005	<0.005	<0.005	<0.005	<0.005	<0.005	<0.005	<0.005	
2-Nitrophenol	10	10	<0.005	<0.005	<0.005	<0.005	<0.005	<0.005	<0.005	<0.005	<0.005	<0.005	<0.005	<0.005	<0.005	
4-Nitrophenol	10	10	<0.005	<0.005	<0.005	<0.005	<0.005	<0.005	<0.005	<0.005	<0.005	<0.005	<0.005	<0.005	<0.005	
Pentachlorophenol	7.6	0.15 to 0.2	<0.005	<0.005	<0.005	<0.005	<0.005	<0.005	<0.005	<0.005	<0.005	<0.005	<0.005	<0.005	<0.005	
Phenol	3.8	10	<0.002	<0.002	<0.002	<0.002	<0.002	<0.002	<0.002	<0.002	<0.002	<0.002	<0.002	<0.002	<0.002	
2,3,4,5-Tetrachlorophenol	5	5	<0.005	<0.005	<0.005	<0.005	<0.005	<0.005	<0.005	<0.005	<0.005	<0.005	<0.005	<0.005	<0.005	
2,3,4,6-Tetrachlorophenol	5	5	<0.005	<0.005	<0.005	<0.005	<0.005	<0.005	<0.005	<0.005	<0.005	<0.005	<0.005	<0.005	<0.005	
2,3,5,6-Tetrachlorophenol	5	5	<0.005	<0.005	<0.005	<0.005	<0.005	<0.005	<0.005	<0.005	<0.005	<0.005	<0.005	<0.005	<0.005	
2,4,6-Tribromophenol	-	-	-	-	-	-	-	-	-	-	-	-	-	-	-	
2,3,4-Trichlorophenol	5	5	<0.005	<0.005	<0.005	<0.005	<0.005	<0.005	<0.005	<0.005	<0.005	<0.005	<0.005	<0.005	<0.005	
2,3,5-Trichlorophenol	5	5	<0.005	<0.005	<0.005	<0.005	<0.005	<0.005	<0.005	<0.005	<0.005	<0.005	<0.005	<0.005	<0.005	
2,3,6-Trichlorophenol	5	5	<0.005	<0.005	<0.005	<0.005	<0.005	<0.005	<0.005	<0.005	<0.005	<0.005	<0.005	<0.005	<0.005	
2,4,5-Trichlorophenol	5	5	<0.005	<0.005	<0.005	<0.005	<0.005	<0.005	<0.005	<0.005	<0.005	<0.005	<0.005	<0.005	<0.005	
2,4,6-Trichlorophenol	5	5	<0.005	<0.005	<0.005	<0.005	<0.005	<0.005	<0.005	<0.005	<0.005	<0.005	<0.005	<0.005	<0.005	
3,4,5-Trichlorophenol	5	5	<0.005	<0.005	<0.005	<0.005	<0.005	<0.005	<0.005	<0.005	<0.005	<0.005	<0.005	<0.005	<0.005	

Notes

All units in ug/g, unless otherwise noted.

"-" indicates that there is no applicable standard or analyses were not performed.

Red cells indicates parameter exceeds CCME IL. (Current as of 13-November-2012)

Bold indicates parameter exceeds BC CSR IL. (Current as of 13-November-2012)

Table 70
Soil Analytical Results Compared to CSR Schedule 7 - Phenols/Chlorophenols
Lot 6, Surrey-Brownsville Site

Area ID	BC CSR IL (Relocation to Non-Ag)	25, 26, 27, 30	25, 26, 27, 30	25, 26, 27, 30	25, 26, 27, 30	25, 26, 27, 30	25, 26, 27, 30	25, 26, 27, 30	25, 26, 27, 30	25, 26, 27, 30
Station ID		BV-11BH-01M	BV-11BH-01M	BV-11BH-01M	BV-11BH-02M	BV-11BH-02M	BV-11BH-03M	BV-11BH-03M	BV-11BH-04M	BV-11BH-04M
Field label		BV-11BH-01M-2	BV-11BH-01M-5	BV-Dup5	BV-11BH-02M-2	BV-11BH-02M-3	BV-11BH-03M-1	BV-11BH-03M-3	BV-11BH-04M-1	BV-11BH-04M-3
Duplicate ID			BV-Dup5	BV-11BH-01M-5						BV-Dup9
Date		15/Dec/11	15/Dec/11	15/Dec/11	17/Dec/11	17/Dec/11	16/Dec/11	16/Dec/11	19/Dec/11	19/Dec/11
Lab report ID		11V559640	11V559640	11V559640	11V560614	11V560614	11V560293	11V560293	11V560784	11V560784
Consultants		Franz	Franz	Franz	Franz	Franz	Franz	Franz	Franz	Franz
Depth (m)		0.5 - 1	3 - 4	3 - 4	0.5 - 1	1.5 - 2	0.5 - 1	2 - 3	0 - 0.5	1.5 - 2
4-Chloro-3-methylphenol	-	<0.005	<0.005	<0.005	<0.005	<0.005	<0.005	<0.005	<0.005	<0.005
2-Chlorophenol	0.5	<0.002	<0.002	<0.002	<0.002	<0.002	<0.002	<0.002	<0.002	<0.002
o-Cresol	1	<0.005	<0.005	<0.005	<0.005	<0.005	<0.005	<0.005	<0.005	<0.005
m+p-Cresol	-	<0.005	<0.005	<0.005	<0.005	<0.005	<0.005	<0.005	<0.005	<0.005
2,4-Dichlorophenol	0.5	<0.003	<0.003	<0.003	<0.002	<0.002	<0.002	<0.002	<0.002	<0.002
2,6-Dichlorophenol	0.5	<0.005	<0.005	<0.005	<0.005	<0.005	<0.005	<0.005	<0.005	<0.005
2,4-Dimethylphenol	1	<0.005	<0.005	<0.005	<0.005	<0.005	<0.005	<0.005	<0.005	<0.005
2,4-Dinitrophenol	1	<0.005	<0.005	<0.005	<0.005	<0.005	<0.005	<0.005	<0.005	<0.005
Dinoseb	-	<0.005	<0.005	<0.005	<0.005	<0.005	<0.005	<0.005	<0.005	<0.005
2-Methyl 4,6-dinitrophenol	1	<0.005	<0.005	<0.005	<0.005	<0.005	<0.005	<0.005	<0.005	<0.005
2-Nitrophenol	1	<0.005	<0.005	<0.005	<0.005	<0.005	<0.005	<0.005	<0.005	<0.005
4-Nitrophenol	1	<0.005	<0.005	<0.005	<0.005	<0.005	<0.005	<0.005	<0.005	<0.005
Pentachlorophenol	0.15	<0.005	<0.005	<0.005	<0.005	<0.005	<0.005	<0.005	<0.005	<0.005
Phenol	1	<0.002	<0.002	<0.002	<0.002	<0.002	<0.002	<0.002	<0.002	<0.002
2,3,4,5-Tetrachlorophenol	0.5	<0.005	<0.005	<0.005	<0.005	<0.005	<0.005	<0.005	<0.005	<0.005
2,3,4,6-Tetrachlorophenol	0.5	<0.005	<0.005	<0.005	<0.005	<0.005	<0.005	<0.005	<0.005	<0.005
2,3,5,6-Tetrachlorophenol	0.5	<0.005	<0.005	<0.005	<0.005	<0.005	<0.005	<0.005	<0.005	<0.005
2,4,6-Tribromophenol	-	-	-	-	-	-	-	-	-	-
2,3,4-Trichlorophenol	0.5	<0.005	<0.005	<0.005	<0.005	<0.005	<0.005	<0.005	<0.005	<0.005
2,3,5-Trichlorophenol	0.5	<0.005	<0.005	<0.005	<0.005	<0.005	<0.005	<0.005	<0.005	<0.005
2,3,6-Trichlorophenol	0.5	<0.005	<0.005	<0.005	<0.005	<0.005	<0.005	<0.005	<0.005	<0.005
2,4,5-Trichlorophenol	0.5	<0.005	<0.005	<0.005	<0.005	<0.005	<0.005	<0.005	<0.005	<0.005
2,4,6-Trichlorophenol	0.5	<0.005	<0.005	<0.005	<0.005	<0.005	<0.005	<0.005	<0.005	<0.005
3,4,5-Trichlorophenol	0.5	<0.005	<0.005	<0.005	<0.005	<0.005	<0.005	<0.005	<0.005	<0.005

Area ID	BC CSR IL (Relocation to Non-Ag)	25, 26, 27, 30	25, 26, 27, 30	25, 26, 27, 30	23	23
Station ID		BV-11BH-04M	BV-11BH-05M	BV-11BH-05M	BV-11BH-09M	BV-11BH-09M
Field label		BV-Dup9	BV-11BH-05M-1	BV-11BH-05M-5	BV-11BH-09M-1	BV-11BH-09M-5
Duplicate ID		BV-11BH-04M-3				
Date		19/Dec/11	19/Dec/11	19/Dec/11	15/Dec/11	15/Dec/11
Lab report ID		11V560784	11V560784	11V560784	11V559640	11V559640
Consultants		Franz	Franz	Franz	Franz	Franz
Depth (m)		1.5 - 2	0 - 0.5	3 - 4	0 - 0.5	3 - 4
4-Chloro-3-methylphenol	-	<0.005	<0.005	<0.005	<0.005	<0.005
2-Chlorophenol	0.5	<0.002	<0.002	<0.002	<0.002	<0.002
o-Cresol	1	<0.005	<0.005	<0.005	<0.005	<0.005
m+p-Cresol	-	<0.005	<0.005	<0.005	<0.005	<0.005
2,4-Dichlorophenol	0.5	<0.002	<0.002	<0.002	<0.003	<0.003
2,6-Dichlorophenol	0.5	<0.005	<0.005	<0.005	<0.005	<0.005
2,4-Dimethylphenol	1	<0.005	<0.005	<0.005	<0.005	<0.005
2,4-Dinitrophenol	1	<0.005	<0.005	<0.005	<0.005	<0.005
Dinoseb	-	<0.005	<0.005	<0.005	<0.005	<0.005
2-Methyl 4,6-dinitrophenol	1	<0.005	<0.005	<0.005	<0.005	<0.005
2-Nitrophenol	1	<0.005	<0.005	<0.005	<0.005	<0.005
4-Nitrophenol	1	<0.005	<0.005	<0.005	<0.005	<0.005
Pentachlorophenol	0.15	<0.005	<0.005	<0.005	<0.005	<0.005
Phenol	1	<0.002	<0.002	<0.002	<0.002	<0.002
2,3,4,5-Tetrachlorophenol	0.5	<0.005	<0.005	<0.005	<0.005	<0.005
2,3,4,6-Tetrachlorophenol	0.5	<0.005	<0.005	<0.005	<0.005	<0.005
2,3,5,6-Tetrachlorophenol	0.5	<0.005	<0.005	<0.005	<0.005	<0.005
2,4,6-Tribromophenol	-	-	-	-	-	-
2,3,4-Trichlorophenol	0.5	<0.005	<0.005	<0.005	<0.005	<0.005
2,3,5-Trichlorophenol	0.5	<0.005	<0.005	<0.005	<0.005	<0.005
2,3,6-Trichlorophenol	0.5	<0.005	<0.005	<0.005	<0.005	<0.005
2,4,5-Trichlorophenol	0.5	<0.005	<0.005	<0.005	<0.005	<0.005
2,4,6-Trichlorophenol	0.5	<0.005	<0.005	<0.005	<0.005	<0.005
3,4,5-Trichlorophenol	0.5	<0.005	<0.005	<0.005	<0.005	<0.005

Notes

All units in ug/g, unless otherwise noted.

"-" indicates that there is no applicable standard or analyses were not performed.

Red cells indicates parameter exceeds BC CSR IL (Relocation to Non-Ag). (Current as of 14-November-2012)

Table 71
Soil Analytical Results - Volatile Organic Compounds
Lot 6, Surrey-Brownsville Site

Area ID	CCME IL	BC CSR IL	25, 26, 27, 30	25, 26, 27, 30	25, 26, 27, 30	25, 26, 27, 30	25, 26, 27, 30	25, 26, 27, 30	25, 26, 27, 30	25, 26, 27, 30	25, 26, 27, 30	25, 26, 27, 30	21	21	21
Station ID			BV-11BH-01M	BV-11BH-01M	BV-11BH-02M	BV-11BH-02M	BV-11BH-03M	BV-11BH-03M	BV-11BH-04M	BV-11BH-04M	BV-11BH-05M	BV-11BH-05M	BV-11BH-07M	BV-11BH-07M	BV-11BH-07M
Field label			BV-11BH-01M-2	BV-11BH-01M-5	BV-11BH-02M-2	BV-11BH-02M-3	BV-11BH-03M-1	BV-11BH-03M-3	BV-11BH-04M-1	BV-11BH-04M-3	BV-11BH-05M-1	BV-11BH-05M-5	BV-11BH-07M-2	BV-DUP8	BV-11BH-07M-3
Duplicate ID													BV-DUP8	BV-11BH-07M-2	
Date			14/Dec/11	14/Dec/11	16/Dec/11	16/Dec/11	15/Dec/11	15/Dec/11	17/Dec/11	17/Dec/11	17/Dec/11	17/Dec/11	17/Dec/11	17/Dec/11	17/Dec/11
Lab report ID			11V559640	11V559640	11V560614	11V560614	11V560293	11V560293	11V560784	11V560784	11V560784	11V560784	11V560784	11V560784	11V560784
Consultants			Franz	Franz	Franz	Franz	Franz	Franz	Franz	Franz	Franz	Franz	Franz	Franz	Franz
Depth (m)			0.5 – 1	3 – 4	0.5 – 1	1.5 – 2	0.5 – 1	2 – 3	0 – 0.5	1.5 – 2	0 – 0.5	3 – 4	0.5 – 1	0.5 – 1	1.5 – 2
Methyl tert-butyl ether	-	700	<0.1	<0.1	<0.1	<0.1	<0.1	<0.1	<0.1	<0.1	<0.1	<0.1	<0.1	<0.1	<0.1

Notes

All units in ug/g.

"-" indicates that there is no applicable standard or analyses were not performed.

Red cells indicates parameter exceeds CCME IL. (Current as of 13-November-2012)

Bold indicates parameter exceeds BC CSR IL. (Current as of 13-November-2012)

Table 72
Soil Analytical Results Compared to CSR Schedule 7 - VOCs
Lot 6, Surrey-Brownsville Site

Area ID	BC CSR IL (Relocation to Non-Ag)	25, 26, 27, 30	25, 26, 27, 30	25, 26, 27, 30	25, 26, 27, 30	25, 26, 27, 30	25, 26, 27, 30	25, 26, 27, 30	25, 26, 27, 30	25, 26, 27, 30	25, 26, 27, 30
Station ID		BV-11BH-01M	BV-11BH-01M	BV-11BH-02M	BV-11BH-02M	BV-11BH-03M	BV-11BH-03M	BV-11BH-04M	BV-11BH-04M	BV-11BH-05M	BV-11BH-05M
Field label		BV-11BH-01M-2	BV-11BH-01M-5	BV-11BH-02M-2	BV-11BH-02M-3	BV-11BH-03M-1	BV-11BH-03M-3	BV-11BH-04M-1	BV-11BH-04M-3	BV-11BH-05M-1	BV-11BH-05M-5
Duplicate ID											
Date		15/Dec/11	15/Dec/11	17/Dec/11	17/Dec/11	16/Dec/11	16/Dec/11	19/Dec/11	19/Dec/11	19/Dec/11	19/Dec/11
Lab report ID		11V559640	11V559640	11V560614	11V560614	11V560293	11V560293	11V560784	11V560784	11V560784	11V560784
Consultants		Franz	Franz	Franz	Franz	Franz	Franz	Franz	Franz	Franz	Franz
Depth (m)		0.5 – 1	3 – 4	0.5 – 1	1.5 – 2	0.5 – 1	2 – 3	0 – 0.5	1.5 – 2	0 – 0.5	3 – 4
Methyl tert-butyl ether		-	<0.1	<0.1	<0.1	<0.1	<0.1	<0.1	<0.1	<0.1	<0.1

Area ID	BC CSR IL (Relocation to Non-Ag)	21	21	21
Station ID		BV-11BH-07M	BV-11BH-07M	BV-11BH-07M
Field label		BV-11BH-07M-2	BV-DUP8	BV-11BH-07M-3
Duplicate ID		BV-DUP8	BV-11BH-07M-2	
Date		19/Dec/11	19/Dec/11	19/Dec/11
Lab report ID		11V560784	11V560784	11V560784
Consultants		Franz	Franz	Franz
Depth (m)		0.5 – 1	0.5 – 1	1.5 – 2
Methyl tert-butyl ether	-	<0.1	<0.1	<0.1

Notes

All units in ug/g.

"-" indicates that there is no applicable standard or analyses were not performed.

Red cells indicates parameter exceeds BC CSR IL (Relocation to Non-Ag). (Current as of 14-November-2012)

Table 73
Groundwater Analytical Results - Monocyclic Aromatic Hydrocarbons
Lot 6, Surrey-Brownsville Site

Area ID	FCSAP CLIL Fresh/Marine	Canadian DW Quality	BC CSR (DW/AW)	25, 26, 27, 30	25, 26, 27, 30	25, 26, 27, 30	25, 26, 27, 30	25, 26, 27, 30	25, 26, 27, 30	21	22	23	25, 30,34
Station ID				BV-11BH-01M	BV-11BH-02M	BV-11BH-02M	BV-11BH-03M	BV-11BH-04M	BV-11BH-05M	BV-11BH-07M	BV-11BH-08M	BV-11BH-09M	MW06-2
Field label				BV-11BH-01M	BV-11BH-02M	BV-GWDUP1	BV-11BH-03M	BV-11BH-04M	BV-11BH-05M	BV-11BH-07M	BV-11BH-08M	BV-11BH-09M	MW06-2
Duplicate ID					BV-GWDUP1	BV-11BH-02M							
Date				3/Feb/12	2/Feb/12	2/Feb/12	1/Feb/12	1/Feb/12	1/Feb/12	2/Feb/12	3/Feb/12	3/Feb/12	5/Jul/06
Lab report ID				12V571615	12V571329	12V571329	12V570940	12V570940	12V570940	12V571329	12V571615	12V571615	405-003.04_water
Consultants				Franz	Franz	Franz	Franz	Franz	Franz	Franz	Franz	Franz	Hemmera
Screen depth (m)				3.05 – 4.57	3.05 – 4.57	3.05 – 4.57	2.44 – 3.96	1.52 – 3.05	2.44 – 3.96	0.91 – 2.44	2.29 – 3.81	2.29 – 3.81	
Benzene				200	5	5	<0.5	<0.5	<0.5	<0.5	<0.5	<0.5	<0.5
Ethylbenzene	11000	2.4	2.4	<0.5	<0.5	<0.5	<0.5	<0.5	<0.5	<0.5	0.9	0.7	
Styrene	72	-	720	<0.5	<0.5	<0.5	<0.5	<0.5	<0.5	-	-	<0.5	
Toluene	83	24	24	<0.5	<0.5	<0.5	<0.5	<0.5	<0.5	<0.5	<0.5	<0.5	
m+p-Xylene	-	-	-	-	-	-	-	-	-	-	-	-	
o-Xylene	-	-	-	-	-	-	-	-	-	-	-	-	
Xylenes (total)	18000	300	300	<0.5	<0.5	<0.5	<0.5	<0.5	<0.5	<0.5	4.8	2.5	

Area ID	FCSAP CLIL Fresh/Marine	Canadian DW Quality	BC CSR (DW/AW)	25, 30,34	25, 30,34	25, 30	25, 30,34	25, 30,34	25, 30,34	25, 30,34	25, 30,34	25, 30,34
Station ID				MW06-2	MW06-2	MW06-3	MW07-6	MW07-6	MW07-7	MW07-7	MW07-8	MW07-8
Field label				MW06-2	MW06-2	MW06-3	MW07-6	MW07-6	MW07-7	MW07-7	MW07-8	MW07-8
Duplicate ID												
Date				22/Sep/08	2/Feb/12	7/May/06	16/Aug/07	2/Feb/12	16/Aug/07	3/Feb/12	16/Aug/07	3/Feb/12
Lab report ID				405-003.04_water	12V571329	405-003.04_water	80817037	12V571329	80817037	12V571615	80817037	12V571615
Consultants				Hemmera	Franz	Hemmera	Hemmera	Franz	Hemmera	Franz	Hemmera	Franz
Screen depth (m)							0.6 – 3	0.6 – 3	0.5 – 3.5	0.5 – 3.5	0.5 – 3.5	0.5 – 3.5
Benzene				200	5	5	5.8	<0.5	3	<0.5	<0.5	<1
Ethylbenzene	11000	2.4	2.4	1.1	<0.5	1.1	1.2	<0.5	<1	<0.5	0.4	<0.5
Styrene	72	-	720	<0.1	<0.5	<0.5	<0.5	<0.5	<0.1	<0.5	<0.1	<0.5
Toluene	83	24	24	2.8	<0.5	3	<0.5	<0.5	1.7	<0.5	0.3	<0.5
m+p-Xylene	-	-	-	-	-	-	-	-	-	-	-	-
o-Xylene	-	-	-	-	-	-	-	-	-	-	-	-
Xylenes (total)	18000	300	300	2.9	<0.5	2.8	4.4	<0.5	2.9	<0.5	2	<0.5

Area ID	FCSAP CLIL Fresh/Marine	Canadian DW Quality	BC CSR (DW/AW)	25, 30,34	25, 30,34	25, 30,34	25, 30,34	25, 30,34	25, 30,34
Station ID				MW08-10	MW08-10	MW08-11	BH08-12	MW08-13	MW08-13
Field label				MW08-10	MW08-10	MW08-11	MW08-12	MW08-13	MW08-13
Duplicate ID									
Date				22/Sep/08	2/Feb/12	22/Sep/08	22/Sep/08	22/Sep/08	13/Feb/12
Lab report ID				90923148	12V571329	90923148	90923148	90923148	12V574297
Consultants				Hemmera	Franz	Hemmera	Hemmera	Hemmera	Franz
Screen depth (m)				0.8 – 3.8	0.8 – 3.8	0.8 – 3.8		0.8 – 3.8	0.8 – 3.8
Benzene				200	5	5	<0.1	<0.5	<0.1
Ethylbenzene	11000	2.4	2.4	<0.1	<0.5	<0.1	0.6	<0.1	<0.5
Styrene	72	-	720	<0.1	<0.5	<0.1	<0.1	<0.1	<0.5
Toluene	83	24	24	<0.1	<0.5	<0.1	2	<0.1	<0.5
m+p-Xylene	-	-	-	-	<0.5	-	-	-	-
o-Xylene	-	-	-	-	<0.5	-	-	-	-
Xylenes (total)	18000	300	300	<0.1	-	<0.1	2.7	<0.1	<0.5

Notes

All units in ug/L.

"-" indicates that there is no applicable standard or analyses were not performed.

Red cells indicates parameter exceeds FCSAP CLIL Fresh/Marine. (Current as of 9-November-2012)

Bold indicates parameter exceeds Candian DW Quality. (Current as of 9-November-2012)

Underline indicates parameter exceeds BC CSR (DW/AW). (Current as of 9-November-2012)

Table 74
Groundwater Analytical Results - Dissolved Metals
Lot 6, Surrey-Brownsville Site

Area ID	FCSAP CLIL Fresh/Marine	Canadian DW Quality	BC CSR (DW/AW)	25, 26, 27, 30	25, 26, 27, 30	25, 26, 27, 30	25, 26, 27, 30	25, 26, 27, 30	25, 26, 27, 30	23
Station ID				BV-11BH-01M	BV-11BH-02M	BV-11BH-02M	BV-11BH-03M	BV-11BH-04M	BV-11BH-05M	BV-11BH-09M
Field label				BV-11BH-01M	BV-11BH-02M	BV-GWDUP1	BV-11BH-03M	BV-11BH-04M	BV-11BH-05M	BV-11BH-09M
Duplicate ID										
Date				3/Feb/12	2/Feb/12	2/Feb/12	1/Feb/12	1/Feb/12	1/Feb/12	3/Feb/12
Lab report ID				12V571615	12V571329	12V571329	12V570940	12V570940	12V570940	12V571615
Consultants										
Screen depth (m)				3.05 – 4.57	3.05 – 4.57	3.05 – 4.57	2.44 – 3.96	1.52 – 3.05	2.44 – 3.96	2.29 – 3.81
pH	7 to 8.7	6.5 to 8.5	-	6.36	7.16	7.16	7.12	7.4	7.12	6.62
Hardness (CaCO3) (mg/L)	-	-	-	193000	152000	154000	145000	180000	482000	533000
Dissolved Aluminum	5 pH < 6.5 100 pH ≥ 6.5	100	9500	23	4	2	9	10	8	7
Dissolved Antimony	1600	6	6	0.14	0.06	<0.05	<0.05	0.06	0.06	0.09
Dissolved Arsenic	5	10	10	33.3	26.0	25.9	2.6	13.5	82.7	28.3
Dissolved Barium	500	1000	1000	104.0	58.1	58.4	30.0	43.4	199.0	234.0
Dissolved Beryllium	5.3	-	53	0.02	<0.01	<0.01	<0.01	<0.01	<0.01	<0.01
Dissolved Boron	5000	5000	5000	64	128	129	16	57	42	243
Dissolved Cadmium	0.017	5	0.5 to 0.6	<0.01	0.01	<0.01	<0.01	<0.01	<0.01	0.01
Dissolved Calcium	-	-	-	58300	45600	46000	31500	22700	153000	145000
Dissolved Chromium	8.9	50	10	4.7	1.2	1.2	1.0	1.4	1.9	1.5
Dissolved Cobalt	-	-	40	1.67	0.15	0.14	0.85	0.56	0.57	3.96
Dissolved Copper	2	1000	20	0.9	0.4	0.2	0.6	0.8	0.6	0.6
Dissolved Iron	300	300	6500	95300	37200	37800	9820	18000	43100	48900
Dissolved Lead	2	10	10	0.10	0.03	<0.01	0.04	0.25	0.03	0.15
Dissolved Lithium	-	-	730	3.8	2.1	2.0	0.7	2.0	2.2	3.6
Dissolved Magnesium	-	-	100000	11400	9370	9470	16200	30000	24200	41500
Dissolved Manganese	-	50	550	2540	1630	1640	123	386	2520	2070
Dissolved Mercury	0.016	1	1	<0.003	<0.003	<0.003	<0.003	0.004	<0.003	<0.003
Dissolved Molybdenum	73	-	250	0.63	0.57	0.32	0.62	0.47	0.56	1.07
Dissolved Nickel	83	-	83	1.7	0.7	0.2	2.4	1.4	1.2	3.9
Dissolved Selenium	1	10	10	<0.1	0.1	<0.1	<0.1	<0.1	0.2	<0.1
Dissolved Silver	0.1	-	15	<0.01	<0.01	<0.01	<0.01	<0.01	<0.01	<0.01
Dissolved Sodium	-	200000	200000	8860	9310	9420	4980	5770	14400	71800
Dissolved Thallium	0.8	-	3	0.011	<0.002	<0.002	<0.002	<0.002	<0.002	0.022
Dissolved Titanium	100	-	1000	91.7	58.3	58.3	39.8	30.9	194.0	178.0
Dissolved Uranium	300	20	20	0.03	0.01	<0.01	0.01	0.06	0.06	0.30
Dissolved Vanadium	-	-	-	7.7	0.8	0.9	1.0	2.0	2.4	1.1
Dissolved Zinc	10	5000	100	8	7	2	3	15	8	7

Notes

All units in ug/L, unless otherwise noted.

"-" indicates that there is no applicable standard or analyses were not performed.

Red cells indicates parameter exceeds FCSAP CLIL Fresh/Marine. (Current as of 9-November-2012)

Bold indicates parameter exceeds Candian DW Quality. (Current as of 9-November-2012)

Underline indicates parameter exceeds BC CSR (DW/AW). (Current as of 9-November-2012)

Table 75
Groundwater Analytical Results - Polycyclic Aromatic Hydrocarbons in Groundwater
Lot 6, Surrey-Brownsville Site

Area ID	FCSAP CLIL Fresh/Marine	Canadian DW Quality	BC CSR (DW/AW)	25, 26, 27, 30	25, 26, 27, 30	25, 26, 27, 30	25, 26, 27, 30	25, 26, 27, 30	25, 26, 27, 30	21	22	23	25, 30,34
Station ID				BV-11BH-01M	BV-11BH-02M	BV-11BH-02M	BV-11BH-03M	BV-11BH-04M	BV-11BH-05M	BV-11BH-07M	BV-11BH-08M	BV-11BH-09M	MW06-2
Field label				BV-11BH-01M	BV-11BH-02M	BV-GWDUP1	BV-11BH-03M	BV-11BH-04M	BV-11BH-05M	BV-11BH-07M	BV-11BH-08M	BV-11BH-09M	MW06-2
Duplicate ID					BV-GWDUP1	BV-11BH-02M							
Date				3/Feb/12	2/Feb/12	2/Feb/12	1/Feb/12	1/Feb/12	1/Feb/12	2/Feb/12	3/Feb/12	3/Feb/12	2/Feb/12
Lab report ID				12V571615	12V571329	12V571329	12V570940	12V570940	12V570940	12V571329	12V571615	12V571615	12V571329
Consultants				Franz	Franz	Franz	Franz	Franz	Franz	Franz	Franz	Franz	Franz
Screen depth (m)				3.05 – 4.57	3.05 – 4.57	3.05 – 4.57	2.44 – 3.96	1.52 – 3.05	2.44 – 3.96	0.91 – 2.44	2.29 – 3.81	2.29 – 3.81	
Acenaphthene	5.8	-	60	3.98	<0.05	<0.05	<0.05	<0.05	<0.05	0.14	<0.05	<0.05	0.05
Acenaphthylene	46	-	-	<0.05	<0.05	<0.05	<0.05	<0.05	<0.05	<0.05	<0.05	<0.05	<0.05
Acridine	0.05	-	0.5	<0.05	<0.05	<0.05	<0.05	<0.05	<0.05	<0.05	<0.05	<0.05	<0.05
Anthracene	0.012	-	1	<0.05	<0.05	<0.05	<0.05	<0.05	<0.05	<0.05	<0.05	<0.05	<0.05
Benzo[a]anthracene	0.018	-	1	<0.05	<0.05	<0.05	<0.05	<0.05	<0.05	<0.05	<0.05	<0.05	0.05
Benzo[a]pyrene	0.015	0.01	0.01	<0.01	<0.01	<0.01	<0.01	<0.01	<0.01	<0.01	<0.01	<0.01	0.04
Benzo[b]fluoranthene	-	-	-	<0.05	<0.05	<0.05	<0.05	<0.05	<0.05	<0.05	<0.05	<0.05	0.05
Benzo[ghi]perylene	0.17	-	-	<0.05	<0.05	<0.05	<0.05	<0.05	<0.05	<0.05	<0.05	<0.05	<0.05
Benzo[k]fluoranthene	0.48	-	-	<0.05	<0.05	<0.05	<0.05	<0.05	<0.05	<0.05	<0.05	<0.05	<0.05
Chrysene	1.4	-	1	<0.05	<0.05	<0.05	<0.05	<0.05	<0.05	<0.05	<0.05	<0.05	0.06
Dibenzo[a,h]anthracene	0.26	-	-	<0.05	<0.05	<0.05	<0.05	<0.05	<0.05	<0.05	<0.05	<0.05	<0.05
Fluoranthene	0.04	-	2	<0.05	<0.05	<0.05	<0.05	<0.05	<0.05	<0.05	<0.05	<0.05	0.27
Fluorene	3	-	120	<0.05	<0.05	<0.05	<0.05	<0.05	<0.05	0.18	<0.05	<0.05	<0.05
Indeno[1,2,3-cd]pyrene	0.21	-	-	<0.05	<0.05	<0.05	<0.05	<0.05	<0.05	<0.05	<0.05	<0.05	<0.05
Naphthalene	1.1	-	10	<0.05	<0.05	<0.05	<0.05	<0.05	<0.05	0.05	<0.05	0.49	0.07
Phenanthrene	0.4	-	3	<0.05	<0.05	<0.05	<0.05	<0.05	<0.05	0.11	<0.05	<0.05	<0.05
Pyrene	0.025	-	0.2	<0.02	<0.02	<0.02	<0.02	<0.02	<0.02	<0.02	<0.02	<0.02	0.29
Quinoline	3.4	-	34	<0.1	<0.1	<0.1	<0.1	<0.1	<0.1	<0.1	<0.1	<0.1	<0.1

Area ID	FCSAP CLIL Fresh/Marine	Canadian DW Quality	BC CSR (DW/AW)	25, 30,34	25, 30,34	25, 30,34	25, 30,34
Station ID				MW07-6	MW07-7	MW07-8	MW08-13
Field label				MW07-6	MW07-7	MW07-8	MW08-13
Duplicate ID							
Date				2/Feb/12	3/Feb/12	3/Feb/12	13/Feb/12
Lab report ID				12V571329	12V571615	12V571615	12V574297
Consultants				Franz	Franz	Franz	Franz
Screen depth (m)				0.6 – 3	0.5 – 3.5	0.5 – 3.5	0.8 – 3.8
Acenaphthene	5.8	-	60	<0.05	5.43	<0.05	<0.05
Acenaphthylene	46	-	-	<0.05	0.06	<0.05	<0.05
Acridine	0.05	-	0.5	<0.05	0.40	<0.05	<0.05
Anthracene	0.012	-	1	<0.05	0.27	<0.05	<0.05
Benzo[a]anthracene	0.018	-	1	<0.05	<0.05	<0.05	<0.05
Benzo[a]pyrene	0.015	0.01	0.01	<0.01	<0.01	<0.01	<0.01
Benzo[b]fluoranthene	-	-	-	<0.05	<0.05	<0.05	<0.05
Benzo[ghi]perylene	0.17	-	-	<0.05	<0.05	<0.05	<0.05
Benzo[k]fluoranthene	0.48	-	-	<0.05	<0.05	<0.05	<0.05
Chrysene	1.4	-	1	<0.05	<0.05	<0.05	<0.05
Dibenzo[a,h]anthracene	0.26	-	-	<0.05	<0.05	<0.05	<0.05
Fluoranthene	0.04	-	2	<0.05	1.06	<0.05	<0.05
Fluorene	3	-	120	<0.05	3.89	<0.05	<0.05
Indeno[1,2,3-cd]pyrene	0.21	-	-	<0.05	<0.05	<0.05	<0.05
Naphthalene	1.1	-	10	0.07	1.08	<0.05	0.05
Phenanthrene	0.4	-	3	<0.05	5.65	<0.05	<0.05
Pyrene	0.025	-	0.2	<0.02	0.52	<0.02	<0.02
Quinoline	3.4	-	34	<0.1	0.2	<0.1	<0.1

Notes

All units in ug/L.
 "-" indicates that there is no applicable standard or analyses were not performed.
 Red cells indicates parameter exceeds FCSAP CLIL Fresh/Marine. (Current as of 9-November-2012)
 Bold indicates parameter exceeds Canadian DW Quality. (Current as of 9-November-2012)
 Underline indicates parameter exceeds BC CSR (DW/AW). (Current as of 9-November-2012)

Table 76
Groundwater Analytical Results - Petroleum Hydrocarbons
Lot 6, Surrey-Brownsville Site

Area ID	FCSAP CLIL Fresh/Marine	Canadian DW Quality	BC CSR (DW/AW)	25, 26, 27, 30	25, 26, 27, 30	25, 26, 27, 30	25, 26, 27, 30	25, 26, 27, 30	25, 26, 27, 30	21	22	23	25, 30,34
Station ID				BV-11BH-01M	BV-11BH-02M	BV-11BH-02M	BV-11BH-03M	BV-11BH-04M	BV-11BH-05M	BV-11BH-07M	BV-11BH-08M	BV-11BH-09M	MW06-2
Field label				BV-11BH-01M	BV-11BH-02M	BV-GWDUP1	BV-11BH-03M	BV-11BH-04M	BV-11BH-05M	BV-11BH-07M	BV-11BH-08M	BV-11BH-09M	MW06-2
Duplicate ID					BV-GWDUP1	BV-11BH-02M							
Date				3/Feb/12	2/Feb/12	2/Feb/12	1/Feb/12	1/Feb/12	1/Feb/12	2/Feb/12	3/Feb/12	3/Feb/12	5/Jul/06
Lab report ID				12V571615	12V571329	12V571329	12V570940	12V570940	12V570940	12V571329	12V571615	12V571615	405-003.04 water
Consultants				Franz	Franz	Franz	Franz	Franz	Franz	Franz	Franz	Franz	Hemmera
Screen depth (m)				3.05 – 4.57	3.05 – 4.57	3.05 – 4.57	2.44 – 3.96	1.52 – 3.05	2.44 – 3.96	0.91 – 2.44	2.29 – 3.81	2.29 – 3.81	
EPH (C10-C19)	-	-	5000	140	<100	<100	<100	<100	<100	550	<100	130	2900
EPH (C19-C32)	-	-	-	150	<100	<100	<100	<100	<100	390	<100	140	350
LEPH	-	-	500	140	<100	<100	<100	<100	<100	550	<100	130	2900
HEPH	-	-	-	150	<100	<100	<100	<100	<100	390	<100	140	350
VH C6-C10	-	-	15000	<100	<100	<100	<100	<100	<100	200	-	-	2400
VPH (VH6-10) minus BTEX	-	-	1500	<100	<100	<100	<100	<100	<100	200	-	-	2400
F1 (C6-C10)	-	-	-	<100	<100	<100	<100	<100	<100	200	-	-	-
F1 (C6-C10) minus BTEX	9100	-	-	<100	<100	<100	<100	<100	<100	200	-	-	-
F2 (C10-C16)	1300	-	-	<100	<100	<100	<100	<100	<100	300	<100	<100	-
F3 (C16-C34)	-	-	-	100	<100	<100	<100	<100	<100	100	<100	<100	-
F4 (C34-C50)	-	-	-	<100	<100	<100	<100	<100	<100	<100	<100	<100	-

Area ID	FCSAP CLIL Fresh/Marine	Canadian DW Quality	BC CSR (DW/AW)	25, 30,34	25, 30,34	25, 32	25, 30,34	25, 30,34	25, 30,34	25, 30,34	25, 30,34	25, 30,34
Station ID				MW06-2	MW06-2	MW06-3	MW07-6	MW07-6	MW07-7	MW07-7	MW07-8	MW07-8
Field label				MW06-2	MW06-2	MW06-3	MW07-6	MW07-6	MW07-7	MW07-7	MW07-8	MW07-8
Duplicate ID												
Date				22/Sep/08	2/Feb/12	7/May/06	16/Aug/07	2/Feb/12	16/Aug/07	3/Feb/12	16/Aug/07	3/Feb/12
Lab report ID				405-003.04 water	12V571329	405-003.04 water	80817037	12V571329	80817037	12V571615	80817037	12V571615
Consultants				Hemmera	Franz	Hemmera	Hemmera	Franz	Hemmera	Franz	Hemmera	Franz
Screen depth (m)							0.6 – 3	0.6 – 3	0.5 – 3.5	0.5 – 3.5	0.5 – 3.5	0.5 – 3.5
EPH (C10-C19)	-	-	5000	870	1640	<250	2300	360	1700	860	1400	<100
EPH (C19-C32)	-	-	-	<250	140	<250	<250	<100	300	130	<250	<100
LEPH	-	-	500	-	1640	<250	-	360	-	860	-	<100
HEPH	-	-	-	-	140	<250	-	<100	-	130	-	<100
VH C6-C10	-	-	15000	1000	790	2600	3600	730	1700	270	590	<100
VPH (VH6-10) minus BTEX	-	-	1500	990	790	2600	3600	730	1700	270	590	<100
F1 (C6-C10)	9100	-	-	-	300	-	-	200	-	100	-	<100
F1 (C6-C10) minus BTEX	-	-	-	-	300	-	-	200	-	100	-	<100
F2 (C10-C16)	1300	-	-	-	800	-	-	400	-	700	-	<100
F3 (C16-C34)	-	-	-	-	<100	-	-	<100	-	100	-	<100
F4 (C34-C50)	-	-	-	-	<100	-	-	<100	-	<100	-	<100

Area ID	FCSAP CLIL Fresh/Marine	Canadian DW Quality	BC CSR (DW/AW)	25, 32	25, 32	25, 32	25, 32	25, 32	25, 32
Station ID				MW08-10	MW08-10	MW08-11	BH08-12	MW08-13	MW08-13
Field label				MW08-10	MW08-10	MW08-11	MW08-12	MW08-13	MW08-13
Duplicate ID									
Date				22/Sep/08	2/Feb/12	22/Sep/08	22/Sep/08	22/Sep/08	13/Feb/12
Lab report ID				90923148	12V571329	90923148	90923148	90923148	12V574297
Consultants				Hemmera	Franz	Hemmera	Hemmera	Hemmera	Franz
Screen depth (m)				0.8 – 3.8	0.8 – 3.8	0.8 – 3.8	0.8 – 3.8	0.8 – 3.8	0.8 – 3.8
EPH (C10-C19)	-	-	5000	<250	-	<250	1900	<250	110
EPH (C19-C32)	-	-	-	<250	-	<250	<250	<250	<100
LEPH	-	-	500	-	-	-	-	-	110
HEPH	-	-	-	-	-	-	-	-	<100
VH C6-C10	-	-	15000	<100	<100	<100	790	<100	<100
VPH (VH6-10) minus BTEX	-	-	1500	<100	<100	<100	780	<100	<100
F1 (C6-C10)	9100	-	-	-	-	-	-	-	<100
F1 (C6-C10) minus BTEX	-	-	-	-	-	-	-	-	<100
F2 (C10-C16)	1300	-	-	-	-	-	-	-	<100
F3 (C16-C34)	-	-	-	-	-	-	-	-	<100
F4 (C34-C50)	-	-	-	-	-	-	-	-	<100

Notes

All units in ug/L.

"-" indicates that there is no applicable standard or analyses were not performed.

Red cells indicates parameter exceeds FCSAP CLIL Fresh/Marine. (Current as of 9-November-2012)

Bold indicates parameter exceeds Canadian DW Quality. (Current as of 9-November-2012)

Underline indicates parameter exceeds BC CSR (DW/AW). (Current as of 9-November-2012)

Table 77
Groundwater Analytical Results - Phenols/Chlorophenols
Lot 6, Surrey-Brownsville Site

Area ID	FCSAP CLIL Fresh/Marine	Candian DW Quality	BC CSR (DW/AW)	25, 26, 27, 30	25, 26, 27, 30	25, 26, 27, 30	25, 26, 27, 30	25, 26, 27, 30	25, 26, 27, 30	23
Station ID				BV-11BH-01M	BV-11BH-02M	BV-11BH-02M	BV-11BH-03M	BV-11BH-04M	BV-11BH-05M	BV-11BH-09M
Field label				BV-11BH-01M	BV-11BH-02M	BV-GWDUP1	BV-11BH-03M	BV-11BH-04M	BV-11BH-05M	BV-11BH-09M
Duplicate ID					BV-GWDUP1	BV-11BH-02M				
Date				3/Feb/12	2/Feb/12	2/Feb/12	1/Feb/12	1/Feb/12	1/Feb/12	3/Feb/12
Lab report ID				12V571615	12V571329	12V571329	12V570940	12V570940	12V570940	12V571615
Consultants				Franz	Franz	Franz	Franz	Franz	Franz	Franz
Screen depth (m)				3.05 – 4.57	3.05 – 4.57	3.05 – 4.57	2.44 – 3.96	1.52 – 3.05	2.44 – 3.96	2.29 – 3.81
pH (pH units)				7 to 8.7	6.5 to 8.5	-	6.36	7.16	7.16	7.12
4-Chloro-3-methylphenol	-	-	-	<0.5	<0.5	<0.5	<0.5	<0.5	<0.5	<0.5
2-Chlorophenol	4400	-	0.1	<0.5	<0.5	<0.5	<0.5	<0.5	<0.5	<0.5
o-Cresol	-	-	-	<0.5	<0.5	<0.5	<0.5	<0.5	<0.5	<0.5
m+p-Cresol	-	-	-	<0.5	<0.5	<0.5	<0.5	<0.5	<0.5	<0.5
2,4-Dichlorophenol	0.2	0.3	0.3	<0.1	<0.1	<0.1	<0.1	<0.1	<0.1	<0.1
2,6-Dichlorophenol	-	-	0.3	<0.1	<0.1	<0.1	<0.1	<0.1	<0.1	<0.1
2,4-Dimethylphenol	2100	-	730	<0.5	<0.5	<0.5	<0.5	<0.5	<0.5	<0.5
2,4-Dinitrophenol	150	-	-	<5	<5	<5	<5	<5	<5	<5
Dinoseb	0.05	10	10	<5	<5	<5	<5	<5	<5	<5
2-Methyl 4,6-dinitrophenol	-	-	3.7	<5	<5	<5	<5	<5	<5	<5
2-Nitrophenol	-	-	-	<5	<5	<5	<5	<5	<5	<5
4-Nitrophenol	-	-	-	<5	<5	<5	<5	<5	<5	<5
Pentachlorophenol	0.5	30	1	<0.5	<0.5	<0.5	<0.5	<0.5	<0.5	<0.5
Phenol	4	-	10	<2	<2	<2	<2	<2	<2	<2
2,3,4,5-Tetrachlorophenol	-	-	1	<0.5	<0.5	<0.5	<0.5	<0.5	<0.5	<0.5
2,3,4,6-Tetrachlorophenol	1	1	1	<0.5	<0.5	<0.5	<0.5	<0.5	<0.5	<0.5
2,3,5,6-Tetrachlorophenol	-	-	1	<0.5	<0.5	<0.5	<0.5	<0.5	<0.5	<0.5
2,3,4-Trichlorophenol	-	-	2	<0.5	<0.5	<0.5	<0.5	<0.5	<0.5	<0.5
2,3,5-Trichlorophenol	-	-	2	<0.5	<0.5	<0.5	<0.5	<0.5	<0.5	<0.5
2,3,6-Trichlorophenol	-	-	2	<0.5	<0.5	<0.5	<0.5	<0.5	<0.5	<0.5
2,4,5-Trichlorophenol	63	-	2	<0.5	<0.5	<0.5	<0.5	<0.5	<0.5	<0.5
2,4,6-Trichlorophenol	18	2	2	<0.5	<0.5	<0.5	<0.5	<0.5	<0.5	<0.5
3,4,5-Trichlorophenol	-	-	2	<0.5	<0.5	<0.5	<0.5	<0.5	<0.5	<0.5

Notes

All units in ug/L, unless otherwise noted.

"-" indicates that there is no applicable standard or analyses were not performed.

Red cells indicates parameter exceeds FCSAP CLIL Fresh/Marine. (Current as of 9-November-2012)

Bold indicates parameter exceeds Candian DW Quality. (Current as of 9-November-2012)

Underline indicates parameter exceeds BC CSR (DW/AW). (Current as of 9-November-2012)

Table 78
Groundwater Analytical Results - Volatile Organic Compounds
Lot 6, Surrey-Brownsville Site

Area ID	FCSAP CLIL Fresh/Marine	Canadian DW Quality	BC CSR (DW/AW)	25, 26, 27, 30	25, 26, 27, 30	25, 26, 27, 30	25, 26, 27, 30	25, 26, 27, 30	25, 26, 27, 30	21	25, 30,34	25, 30,34	25, 30,34
Station ID				BV-11BH-01M	BV-11BH-02M	BV-11BH-02M	BV-11BH-03M	BV-11BH-04M	BV-11BH-05M	BV-11BH-07M	MW06-2	MW07-6	MW07-7
Field label				BV-11BH-01M	BV-11BH-02M	BV-GWDUP1	BV-11BH-03M	BV-11BH-04M	BV-11BH-05M	BV-11BH-07M	MW06-2	MW07-6	MW07-7
Duplicate ID					BV-GWDUP1	BV-11BH-02M							
Date				3/Feb/12	2/Feb/12	2/Feb/12	1/Feb/12	1/Feb/12	1/Feb/12	2/Feb/12	2/Feb/12	2/Feb/12	3/Feb/12
Lab report ID				12V571615	12V571329	12V571329	12V570940	12V570940	12V570940	12V571329	12V571329	12V571329	12V571615
Consultants				Franz	Franz	Franz	Franz	Franz	Franz	Franz	Franz	Franz	Franz
Screen depth (m)				3.05 – 4.57	3.05 – 4.57	3.05 – 4.57	2.44 – 3.96	1.52 – 3.05	2.44 – 3.96	0.91 – 2.44		0.6 – 3	0.5 – 3.5
Methyl tert-butyl ether	4300	15	15	<1	<1	<1	<1	<1	<1	<1	<1	<1	<1

Area ID	FCSAP CLIL Fresh/Marine	Canadian DW Quality	BC CSR (DW/AW)	25, 30,34	25, 30,34	25, 30,34
Station ID				MW07-8	MW08-10	MW08-13
Field label				MW07-8	MW08-10	MW08-13
Duplicate ID						
Date				3/Feb/12	2/Feb/12	13/Feb/12
Lab report ID				12V571615	12V571329	12V574297
Consultants				Franz	Franz	Franz
Screen depth (m)				0.5 – 3.5	0.8 – 3.8	0.8 – 3.8
Methyl tert-butyl ether	4300	15	15	<1	<1	<1

Notes

All units in ug/L.

"-" indicates that there is no applicable standard or analyses were not performed.

Red cells indicates parameter exceeds FCSAP CLIL Fresh/Marine. (Current as of 9-November-2012)

Bold indicates parameter exceeds Candian DW Quality. (Current as of 9-November-2012)

Underline indicates parameter exceeds BC CSR (DW/AW). (Current as of 9-November-2012)

APPENDICES